



Mathematical Foundations of Supervised Learning

(growing lecture notes)

Michael M. Wolf

October 11, 2023

Contents

Introduction	3
1 Learning Theory	5
1.1 Statistical framework	5
1.2 Error decomposition	7
1.3 PAC learning bounds	13
1.4 No free lunch	17
1.5 Growth function	18
1.6 VC-dimension	21
1.7 Fundamental theorem of binary classification	29
1.8 Rademacher complexity	31
1.9 Covering numbers	40
1.10 Pseudo and fat-shattering dimension	49
1.11 Algorithmic stability	51
1.12 Sample compression	58
1.13 Relative entropy bounds	62
1.14 Ensemble methods	70
2 Neural networks	80
2.1 Information processing in the brain	80
2.2 From artificial neurons to networks	82
2.3 Representation and approximation	87
2.4 VC dimension of neural networks	99
2.5 Deep neural networks	105
2.6 Rademacher complexity of neural networks	112
2.7 Training neural networks	114
2.8 Backpropagation	116
2.9 Gradient descent and descendants	121
2.10 (Un)reasonable effectiveness—optimization	130
3 Kernel methods	134
3.1 Linear maximal margin separators	134
3.2 Positive semidefinite kernels	138
3.3 Reproducing kernel Hilbert spaces	141

3.4	Universal and strictly positive kernels	143
3.5	Rademacher bounds	146
3.6	Kernel ridge regression	147
A	Probability theory	150
	Probability spaces	150
	Random variables	151
	Elementary inequalities	152
	Conditional probabilities	152
	Independence	153
	Law of large numbers	153
	Gaussian distributions	154
	Bibliography	156
	Index	165

Introduction

These are (incomplete and growing) lecture notes of a course taught at the Department of Mathematics at the Technical University of Munich. The course is meant to be a concise introduction to some of the mathematical results of the field.

Needless to say, if you spot mistakes, I would be happy to know—just drop me an email. Thank you!

Text passages that are marked with a gray bar, like the one on the side, are optional to read. The course will not build up on them and they are neither relevant for the exercises nor for the final exam.

What is *machine learning*? Machine learning is often considered part of the field of artificial intelligence, which in turn may largely be regarded as a subfield of computer science. The aim of machine learning is to exploit optimization techniques and, in most cases, vast amounts of data in order to devise complex models or algorithms in an automated way. Loosely speaking, it is about producing computer programs without writing them. Instead, one sets up an optimization procedure, which in this context is often called ‘learning’ or ‘training’, that eventually leads to the sought computer program. Machine learning techniques are typically used whenever large amounts of data are available and when one aims at a computer program that is (too) difficult to program ‘directly’. Standard examples are programs that recognize faces, handwriting, or speech, drive cars, recommend products, translate texts or play Go. These are hard to program from scratch so one uses machine learning algorithms that produce such programs from large amounts of data.

In his 1950 paper *Computing Machinery and Intelligence* [Tur50], Alan M. Turing writes about “Learning machines” that eventually aim at imitating the human brain:

“Instead of trying to produce a programme to simulate the adult mind, why not rather try to produce one which simulates the child’s? If this were then subjected to an appropriate course of education one would obtain the adult brain. [...] Our hope is that there is so little mechanism in the child-brain that something like it can be easily programmed. The amount of work in the education we can

assume, as a first approximation, to be much the same as for the human child. We have thus divided our problem into two parts. The child-programme and the education process.”

Today, two main branches of the field of machine learning are *supervised learning* and *unsupervised learning*. In supervised learning a learning algorithm is a device that receives ‘labeled training data’ as input and outputs a program that predicts the label for unseen instances and thus generalizes beyond the training data. Examples of sets of labeled data are emails that are labeled ‘spam’ or ‘no spam’ and medical histories that are labeled with the occurrence or absence of a certain disease. In these cases, the learning algorithm’s output would be a spam filter and a diagnostic program, respectively.

In contrast, in unsupervised learning there is no additional label attached to the data and the task is to identify patterns and/or model the data. Unsupervised learning is for instance used to compress information, to organize data or to generate a model for it. In the following, we will exclusively deal with supervised learning. At the time of writing these notes, supervised learning appears to be the best-developed and economically most influential part of machine learning.

A first coarse classification of supervised learning algorithms is in terms of the chosen *type of representation*, which determines the basic structure of the generated programs. Common ones are:

- Decision trees
- Nearest neighbors
- Neural networks
- Support vector machines and kernel methods

These types of representations, though quite different in nature, have two important things in common: they enable *optimization* and they form *universal hierarchies*.

The fact that their structure enables optimization is crucial in order to identify an instance (i.e., a program) that fits the data and presumably performs well regarding future predictions. This optimization is typically done in a greedy manner.

Forming a universal hierarchy means that the type of representation allows for more and more refined levels that, in principle, are capable of representing every possibility or at least approximating every possibility to arbitrary accuracy.

Only a few such representation types are known and the above examples (together with variations on the theme and combinations thereof) already seem to cover most of the visible universe.

We will focus on the last two of the mentioned types of representations, neural networks, and kernel methods, which are arguably the most sophisticated and most powerful ones. To begin with, however, we will have a closer look at the general statistical framework of supervised learning theory.

Chapter 1

Learning Theory

1.1 Statistical framework

In this section, we set up the standard statistical framework for supervised learning theory. A recapitulation of basic concepts of probability theory can be found in the [appendix](#).

Input of the learning algorithm is the *training data* that is a finite sequence $S = ((x_1, y_1), \dots, (x_n, y_n))$ of pairs from $\mathcal{X} \times \mathcal{Y}$. y_i is called the *label* corresponding to x_i .

Output of the learning algorithm is a function $h : \mathcal{X} \rightarrow \mathcal{Y}$, called *hypothesis*, that aims at predicting $y \in \mathcal{Y}$ for arbitrary $x \in \mathcal{X}$, especially for those not contained in the training data. Formally, a learning algorithm can thus be seen as a map $\mathcal{A} : \cup_{n \in \mathbb{N}} (\mathcal{X} \times \mathcal{Y})^n \rightarrow \mathcal{Y}^{\mathcal{X}}$. We will denote its range, i.e., the set of functions that can be output and thus be represented by the learning algorithm, by \mathcal{F} . From a computer science perspective, the learning algorithm is an algorithm that, upon input of the training data S , outputs a computer program described by $h_S := \mathcal{A}(S) \in \mathcal{F}$.

Probabilistic assumption. The pairs (x_i, y_i) are treated as values of random variables (X_i, Y_i) that are identically and independently distributed according to some probability measure P over $\mathcal{X} \times \mathcal{Y}$. We will throughout assume that the corresponding σ -algebra is a product of Borel σ -algebras w.r.t. the usual topologies. All considered functions will be assumed to be measurable. Expectations w.r.t. P and $P^n := P \times \dots \times P$ will be denoted by \mathbb{E} and \mathbb{E}_S , respectively. If we want to emphasize that, for instance, S is distributed according to P^n we will use the more explicit notation $\mathbb{E}_{S \sim P^n}$. Similarly, probabilities of events A and B w.r.t. P and P^n will be denoted by $\mathbb{P}[A]$ and $\mathbb{P}_S[B]$, respectively. It is throughout assumed that P does not only govern the distribution of the training data, but also the one of future, yet unseen instances of data points.

Goal of the learning algorithm is to find a good hypothesis h w.r.t. a suitably chosen *loss function* $L : \mathcal{Y} \times \mathcal{Y} \rightarrow \mathbb{R}$ that measures how far $h(x)$ is from the

respective y . The smaller the average loss, called *risk*¹ and given by

$$R(h) := \int_{\mathcal{X} \times \mathcal{Y}} L(y, h(x)) dP(x, y), \quad (1.1)$$

the better the hypothesis. The challenge is, that the probability measure P is unknown, only the training data S is given. Hence, the task of the learning algorithm is to minimize the risk without being able to evaluate it directly.

Depending on whether \mathcal{Y} is continuous or discrete one distinguishes two types of learning problems with different loss functions: *regression problems* and *classification problems*².

Regression

If \mathcal{Y} is continuous and the loss function is, colloquially speaking, a distance measure, the learning problem is called a *regression problem*. The most common loss function in the case $\mathcal{Y} = \mathbb{R}$ is the *quadratic loss* $L(y, h(x)) = |y - h(x)|^2$ leading to the L_2 -risk also known as *mean squared error* $R(h) = \mathbb{E} [|Y - h(X)|^2]$. For many reasons, this is a mathematically convenient choice. One of them is that the function that minimizes the risk can be handled:

Theorem 1.1: Regression function minimizes L_2 -risk

In the present context let $h : \mathcal{X} \rightarrow \mathcal{Y} = \mathbb{R}$ be a Borel function and assume that $\mathbb{E} [Y^2]$ and $\mathbb{E} [h(X)^2]$ are both finite. Define the *regression function* as conditional expectation $r(x) := \mathbb{E}(Y|X = x)$. Then the L_2 -risk of h can be written as

$$R(h) = \mathbb{E} [|Y - r(X)|^2] + \mathbb{E} [|h(X) - r(X)|^2]. \quad (1.2)$$

Note: The first term on the r.h.s. in Eq.(1.2) vanishes if there is a deterministic relation between x and y , i.e., if $P(y|x) \in \{0, 1\}$. In general, it can be regarded as unavoidable uncertainty or inaccuracy that may be due to noise or due to the lack of information content in X about Y . The second term contains the dependence on h and is simply the squared L_2 -distance between h and the regression function r . Minimizing the risk thus means minimizing the distance to the regression function.

Proof. (sketch) Consider the real Hilbert space $L_2(\mathcal{X} \times \mathcal{Y}, P)$ with inner product $\langle \psi, \phi \rangle := \mathbb{E} [\psi \phi]$. h can be considered as an element of the closed subspace of functions that only depend on x and are constant w.r.t. y . The function r also

¹The risk also runs under the name *out-of-sample error* or *generalization error*.

²Although this seems to be a reasonable working definition distinguishing regression from classification, the difference between the two is not so sharp: discretized versions of continuous regression problems may still be called regression problems and, conversely, if the space \mathcal{Y} is a space of probability distribution over the classes of interest, a problem may still be called a classification problem.

represents an element of that subspace and since the conditional expectation³ is, by construction, the orthogonal projection into that subspace, we have $\langle y - r, h - r \rangle = 0$. With this, Pythagoras' identity yields the desired result

$$\|y - h\|^2 = \|y - r\|^2 + \|h - r\|^2.$$

Classification □

Classification deals with discrete \mathcal{Y} , in which case a function from \mathcal{X} to \mathcal{Y} is also called a *classifier*. The most common loss function in this scenario is the *0-1 loss* $L(y, y') = 1 - \delta_{y, y'}$ so that the corresponding risk is nothing but the error probability $R(h) = \mathbb{P}[h(X) \neq Y] = \mathbb{E}[\mathbb{1}_{h(X) \neq Y}]$. We will at the beginning often consider *binary classification* where $\mathcal{Y} = \{-1, 1\}$. The error probability in binary classification is minimized by the *Bayes classifier*⁴

$$b(x) := \text{sgn}(\mathbb{E}[Y|X = x]). \quad (1.3)$$

1.2 Error decomposition

How can the learning algorithm attempt to minimize the risk $R(h)$ over its accessible hypotheses $h \in \mathcal{F}$ without knowing the underlying distribution P ? There are two helping hands. The first one is prior knowledge. This can for instance be hidden in the choice of \mathcal{F} and the way the learning algorithm chooses a hypothesis from this class. Second, although $R(h)$ cannot be evaluated directly, the average loss can be evaluated on the data S , which leads to the *empirical risk*, also called *in-sample error*

$$\hat{R}(h) := \frac{1}{n} \sum_{i=1}^n L(y_i, h(x_i)). \quad (1.4)$$

The approach of minimizing \hat{R} is called *empirical risk minimization* (ERM). In particular if $|\mathcal{Y}| < \infty$, then there always exists a minimizer $\hat{h} \in \mathcal{F}$ that attains $\inf_{h \in \mathcal{F}} \hat{R}(h) = \hat{R}(\hat{h})$ since the functions are only evaluated at a finite number of points, which effectively restricts \mathcal{F} to a finite space.

In general, ERM is a computationally hard task—an issue that we will discuss in greater detail in the following chapters, where specific representations are chosen. In spite of this, we will sometimes make the idealizing assumption that ERM can be performed. Keeping in mind, however, that only in a few cases an efficient algorithm or a closed-form solution for ERM is known, like in the following examples.

³If there is a probability density $p(x, y)$, the conditional expectation is given by $E(Y|X = x) = \int_{\mathcal{Y}} y p(x, y)/p(x) dy$ if the marginal $p(x)$ is non-zero. For a general treatment of conditional expectations see for instance [JP04], Chap.23.

⁴Here and in the following we use the convention $\text{sgn}(x) := 1$ if $x \geq 0$ and $\text{sgn}(x) := 0$ for $x < 0$.

Example 1.1 (Linear regression). Let $\mathcal{X} \times \mathcal{Y} = \mathbb{R}^d \times \mathbb{R}$ and $\mathcal{F} := \{h : \mathcal{X} \rightarrow \mathcal{Y} \mid \exists v \in \mathbb{R}^d : h(x) = \langle v, x \rangle\}$ be the class of linear functions. The minimizer of the empirical risk (w.r.t. the quadratic loss)

$$\hat{R}(v) := \frac{1}{n} \sum_{i=1}^n (y_i - \langle v, x_i \rangle)^2, \quad (1.5)$$

can be determined by realizing that the condition $\nabla \hat{R}(v) = 0$ can be rewritten as linear equation $Av = b$, where $A := \sum_i x_i x_i^T$ and $b := \sum_i y_i x_i$. This is solved by $v = A^{-1}b$ where the inverse is computed on $\text{range}(A)$.

Example 1.2 (Polynomial regression). Let $\mathcal{X} \times \mathcal{Y} = \mathbb{R} \times \mathbb{R}$ and $\mathcal{F} := \{h : \mathbb{R} \rightarrow \mathbb{R} \mid \exists a \in \mathbb{R}^{m+1} : h(x) = \sum_{k=0}^m a_k x^k\}$ be the set of polynomials of degree m . In order to find the ERM w.r.t. the quadratic loss, define $\psi : \mathbb{R} \rightarrow \mathbb{R}^{m+1}$, $\psi(x) := (1, x, x^2, \dots, x^m)$. Then the empirical risk can be written as

$$\frac{1}{n} \sum_{i=1}^n \left(y_i - \sum_{k=0}^m a_k x_i^k \right)^2 = \frac{1}{n} \sum_{i=1}^n (y_i - \langle a, \psi(x_i) \rangle)^2.$$

Hence, it is of the form in Eq.(1.5) and one can proceed exactly as in the case of linear regression in Exp.1.1. Note that instead of using the monomial basis in the components of ψ , we could as well use a Fourier basis, Wavelets or other basis functions and again follow the same approach.

If n , the size of the training data set, is sufficiently large, one might hope that $\hat{R}(h)$ is not too far from $R(h)$ so that ERM would come close to minimizing the risk and converge to it in the limit $n \rightarrow \infty$. The mathematical underpinning of this hope is the *law of large numbers*. The quantification of the difference $\hat{R}(h) - R(h)$ (often called *excess risk*) for finite n is essentially the content of the remaining part of this chapter.

To this end, and also for a better understanding of some of the main issues in supervised machine learning, it is useful to look at the following error decompositions.

Let $R^* := \inf_h R(h)$ be the so-called *Bayes risk*, where the infimum is taken over all measurable functions $h : \mathcal{X} \rightarrow \mathcal{Y}$, and let $R_{\mathcal{F}} := \inf_{h \in \mathcal{F}} R(h)$ quantify the optimal performance of a learning algorithm with range \mathcal{F} . Assume further that a hypothesis $\hat{h} \in \mathcal{F}$ minimizes the empirical risk, i.e., $\hat{R}(\hat{h}) \leq \hat{R}(h) \forall h \in \mathcal{F}$. Then we can decompose the difference between the risk of a hypothesis h and the optimal Bayes risk as

$$R(h) - R^* = \underbrace{(R(h) - R(\hat{h}))}_{\text{optimization error}} + \underbrace{(R(\hat{h}) - R_{\mathcal{F}})}_{\text{estimation error}} + \underbrace{(R_{\mathcal{F}} - R^*)}_{\text{approximation error}}. \quad (1.6)$$

The *approximation error* does neither depend on the hypothesis nor on the data. It quantifies how well the hypothesis class \mathcal{F} is suited for the problem under consideration. The *optimization error* depends on how good the optimization that led to hypothesis h is relative to ideal empirical risk minimization. The

estimation error measures how well the empirical risk minimizer \hat{h} performs relative to a true risk minimizer in \mathcal{F} . By the law of large numbers, the estimation error is expected to decrease with the size n of the training data set and to vanish asymptotically. The estimation error can be bounded by

$$\begin{aligned} R(\hat{h}) - R_{\mathcal{F}} &= R(\hat{h}) - \hat{R}(\hat{h}) + \sup_{h \in \mathcal{F}} (\hat{R}(\hat{h}) - R(h)) \\ &\leq 2 \sup_{h \in \mathcal{F}} |\hat{R}(h) - R(h)|, \end{aligned} \quad (1.7)$$

or in expectation w.r.t. the training data set S by

$$\mathbb{E}_S [R(\hat{h}) - R_{\mathcal{F}}] \leq \mathbb{E}_S [R(\hat{h}) - \hat{R}(\hat{h})]. \quad (1.8)$$

The inequality in Eq.(1.8) can be proven by first adding and subtracting the expectation of $\hat{R}(\hat{h}) + \hat{R}(h_{\mathcal{F}})$, where $h_{\mathcal{F}}$ is assumed to be a minimizer of the risk within \mathcal{F} , and then exploiting that $\hat{R}(\hat{h}) - \hat{R}(h_{\mathcal{F}}) \leq 0$ and that $\hat{R}(h_{\mathcal{F}}) - R_{\mathcal{F}}$ has zero expectation.

Bounds on the difference between the risk and the empirical risk (or, using synonyms, between the out-of-sample error and the in-sample error) are called *generalization bounds*. They quantify how well the hypothesis generalizes from the observed data to unseen cases. Generalization bounds that hold uniformly for all $h \in \mathcal{F}$, as desired by Eq.(1.7), will be derived in the following sections.

Let us for the moment assume that the learning algorithm performs ideal ERM so that the optimization error vanishes. Then we are typically faced with a trade-off between the estimation error and the approximation error: while aiming at a smaller approximation error suggests taking a richer hypothesis class \mathcal{F} , the data required to keep the estimation error under control unfortunately turns out to grow rapidly with the size or complexity of \mathcal{F} (cf. following sections). A closely related trade-off runs under the name *bias-variance trade-off*. It has its origin in a refinement of the decomposition in Thm.1.1 and is exemplified in Fig.1.1.

Theorem 1.2: Noise-bias-variance decomposition

In the setup of Thm.1.1 consider a fixed learning algorithm that outputs a hypothesis h_S upon input of $S \in (\mathcal{X} \times \mathcal{Y})^n$. Regard S as a random variable, distributed according to P^n and define $\bar{h}(x) := \mathbb{E}_S [h_S(x)]$ the expected prediction for a fixed x . If the expected risk $\mathbb{E}_S [R(h_S)]$ is finite, then it is equal to

$$\underbrace{\mathbb{E} [|Y - r(X)|^2]}_{\text{noise}} + \underbrace{\mathbb{E} [|\bar{h}(X) - r(X)|^2]}_{\text{bias}^2} + \underbrace{\mathbb{E} [\mathbb{E}_S [|h_S(X) - \bar{h}(X)|^2]]}_{\text{variance}} \quad (1.9)$$

Proof. We take the expectation \mathbb{E}_S of Eq.(1.2) when applied to h_S and observe that the first term on the r.h.s. is independent of S . For the second term we

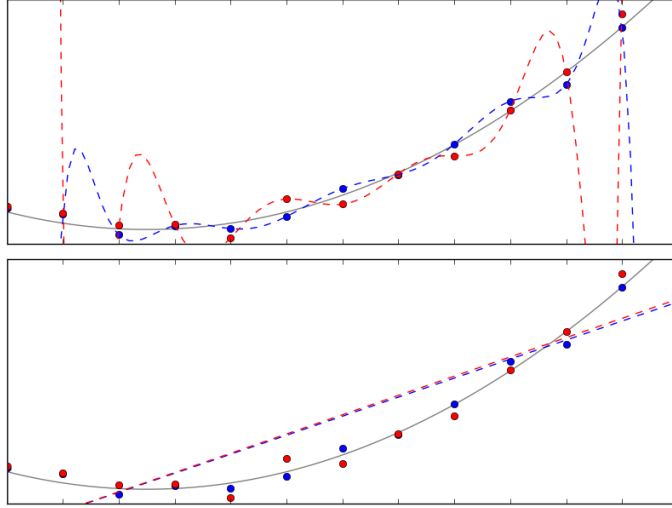


Figure 1.1: Bias-variance trade-off in polynomial regression: two samples (red and blue points) are drawn from the same noisy version of a quadratic function (gray). If we fit high-degree polynomials (top image), there is a large *variance* from sample to sample, but a small *bias* in the sense that the average curve asymptotically matches the underlying distribution well. If affine functions are used instead (bottom image), the variance is reduced at the cost of a large bias.

obtain

$$\begin{aligned}
 \mathbb{E}_S [\mathbb{E} [|h_S(X) - r(X)|^2]] &= \mathbb{E} [\mathbb{E}_S [|h_S(X) - \bar{h}(X) + \bar{h}(X) - r(X)|^2]] \\
 &= \mathbb{E} [|\bar{h}(X) - r(X)|^2] \\
 &\quad + \mathbb{E} [\mathbb{E}_S [|h_S(X) - \bar{h}(X)|^2]] \\
 &\quad + 2\mathbb{E} [\mathbb{E}_S [(h_S(X) - \bar{h}(X))(\bar{h}(X) - r(X))]].
 \end{aligned}$$

The term in the last line vanishes since $(\bar{h}(X) - r(X))$ is independent of S and $\mathbb{E}_S [(h_S(X) - \bar{h}(X))] = 0$. \square

As can be seen in the example of polynomial regression in Fig.1.1, if we increase the size of \mathcal{F} , then the squared bias is likely to decrease while the variance will typically increase (while the noise is unaffected).

There is a third incarnation of the phenomenon behind a dominating variance or estimation error that is called *overfitting*. All these are possible and typical consequences of choosing \mathcal{F} too large so that it contains exceedingly complex hypotheses, which might be chosen by the learning algorithm.⁵

⁵One says that ‘ h overfits the data’ if it is overly optimistic in the sense that the in-sample error is significantly smaller than the out-of-sample error—like in the example of high-degree polynomials in Fig.1.1.

As long as ideal ERM is considered, the three closely related issues just discussed all ask for a balanced choice of \mathcal{F} . In order to achieve this and to get confidence in the quality of the choice many techniques have been developed. First of all, the available labeled data is split into two disjoint sets, *training data* and *test data*. While the former is used to train/learn/optimize and eventually output a hypothesis h_S , the latter is used to evaluate the performance of h_S . There is sometimes a third separate set, the *validation data*, that is used to tune free parameters of the learning algorithm. In many cases, however, training data is too precious to set aside a separate validation sample, and then validation is done on the training data by a technique called *cross-validation*.

In order to prevent the learning algorithm from choosing overly complex hypotheses, ERM is often modified in practice. One possibility, called *structural risk minimization*, is to consider a sequence of hypotheses classes $\mathcal{F}_1 \subset \mathcal{F}_2 \subset \mathcal{F}_3 \subset \dots$ of increasing complexity and to optimize the empirical error plus a penalty term that takes into account the complexity of the underlying class.

A smoother variant of this idea is called *regularization*, where a single hypotheses class \mathcal{F} is chosen together with a *regularizer*, i.e., a complexity penalizing function $\varrho : \mathcal{F} \rightarrow \mathbb{R}_+$, and one minimizes the *regularized empirical risk* $\hat{R}(h) + \varrho(h)$. If \mathcal{F} is embedded in a normed space, a very common scheme is *Tikhonov regularization*, where $\varrho(h) := \|Ah\|^2$ for some linear map A , which is often simply a multiple of the identity. The remaining free parameter is then chosen for instance by cross-validation. The term regularization is often used very broadly for techniques that aim at preventing the learning algorithm from overfitting.

In the end, choosing a good class \mathcal{F} and/or a good way to pick not too complex hypotheses from \mathcal{F} is to some extent an art. In practice, one makes substantial use of heuristics and of explicit or implicit prior knowledge about the problem. In Sec.1.4 we will see a formalization of the fact that there is no a priori best choice.

A central goal of statistical learning theory is to provide generalization bounds. The simplest way to obtain such bounds in practice is to look at a test set, which will be done in the remaining part of this section. Deriving generalization bounds without a test set is more delicate, but from a theoretical point of view desirable. It is usually based on two ingredients: (i) a so-called *concentration inequality*, which can be seen as a non-asymptotic version of the law of large numbers, and (ii) a bound on a relevant property of the learning algorithm. This property could be the size or complexity of its range, the stability, compressibility, description length or memorization-capability of the algorithm. All these lead to different generalization bounds and some of them will be discussed in the following sections. The traditionally dominant approach is to consider only the range \mathcal{F} of the algorithm. This seems well justified as long as idealized ERM is considered (as ERM treats all hypotheses in \mathcal{F} equally) and we will have a closer look at various themes along this line until Sec.1.10 (incl.). In Sec.1.11-1.13 we will exploit more details and other properties of the learning algorithms and discuss approaches in which the range \mathcal{F} plays essentially no role anymore. This class of approaches is potentially better suited to

deal with the fact that in practice learning algorithms often deviate from their ERM-type idealization.

Generalization bound from test error

Before we discuss how generalization bounds can be obtained prior to looking at the test error, we will look at the test error and ask what kind of generalization bounds can be obtained from it. To this end, we will assume that there is a test set $T \in (\mathcal{X} \times \mathcal{Y})^m$ which has been kept aside so that the hypothesis h , which has been picked by the learning algorithm depending on a training data set S , is statistically independent of T . More precisely, we assume that the elements of both, S and T , are distributed identically and independently, governed by a probability measure P on $\mathcal{X} \times \mathcal{Y}$, and that h may depend on S but not on T . Testing the hypothesis on T then leads to the empirical test error

$$\hat{R}_T(h) := \frac{1}{|T|} \sum_{(x,y) \in T} L(y, h(x)).$$

If $R = R(h)$ is the error probability, i.e., the 0 – 1 loss is considered, then the empirical test error $\hat{R}_T = \hat{R}_T(h)$ is a multiple of $1/m$ and we can express the probability that it is at most k/m in terms of the cumulative binomial distribution

$$\mathbb{P}_{T \sim P^m} \left[\hat{R}_T \leq \frac{k}{m} \right] = \sum_{j=0}^k \binom{m}{j} R^j (1-R)^{m-j} =: \text{Bin}(m, k, R). \quad (1.10)$$

Since we want to deduce a bound on R from \hat{R}_T , we have to invert this formula and introduce

$$\text{Biniv}(m, k, \delta) := \max \{ p \in [0, 1] \mid \text{Bin}(m, k, p) \geq \delta \}. \quad (1.11)$$

This leads to:

Theorem 1.3: Clopper-Pearson bound

Let $R(h)$ be the error probability of a hypothesis $h : \mathcal{X} \rightarrow \mathcal{Y}$. With probability at least $1 - \delta$ over an i.i.d. draw of a test set $T \in (\mathcal{X} \times \mathcal{Y})^m$:

$$R(h) \leq \text{Biniv}(m, m\hat{R}_T(h), \delta) \leq \hat{R}_T(h) + \sqrt{\frac{\ln \frac{1}{\delta}}{2m}}. \quad (1.12)$$

Moreover, if $\hat{R}_T(h) = 0$, then

$$R(h) \leq \frac{\ln \frac{1}{\delta}}{m}. \quad (1.13)$$

Proof. (Sketch) The probability that the empirical error probability is at most k/m , if the ‘true’ error probability is given by $R := R(h)$, is $\text{Bin}(m, k, R)$. This increases as a function of k and decreases as a function of R . The latter implies that for any k, m the maximum p for which $\text{Bin}(m, k, p) \geq \delta$ is the R for which $\mathbb{P} \left[\hat{R}_T(h) \leq k/m \right] = \delta$. This in turn is equivalent to saying that with probability $1 - \delta$ we have $k < m\hat{R}_T(h)$. So

$$R = \text{Binv}(m, k, \delta) \leq \text{Binv}(m, m\hat{R}_T(h), \delta),$$

where the inequality, which uses monotonicity of Binv in the second argument, only holds with probability $1 - \delta$. Hence, $R \leq \text{Binv}(m, m\hat{R}_T(h), \delta)$ holds with probability $1 - \delta$. In order to further bound this in a more explicit way, we exploit that the cumulative binomial distribution can be bounded by $\text{Bin}(m, k, p) \leq \exp[-2m(p - k/m)^2]$. Inserting this into the definition of Binv , we get

$$\begin{aligned} \text{Binv}(m, k, \delta) &\leq \max \{p \mid \exp[-2m(p - k/m)^2] \geq \delta\} \\ &= \frac{k}{m} + \sqrt{\frac{\ln \frac{1}{\delta}}{2m}}, \end{aligned} \tag{1.14}$$

which leads to Eq.(1.12). Following the same reasoning, Eq.(1.13) is obtained from the bound $\text{Bin}(m, 0, p) = (1 - p)^m \leq e^{-pm}$. \square

The bound on $R(h)$ in terms of Binv is optimal, by definition. Of course, in practice, Binv should be computed numerically in order to get the best possible bound. The explicit bounds given in Thm.1.3, however, display the right asymptotic behavior, which we will also find in the generalization bounds that are expressed in terms of the training error in the following sections: while in general, the difference between risk and empirical risk is inversely proportional to the square root of the sample size, this square root can be dropped under special assumptions.

Notes and literature Linear regression with quadratic loss goes back at least to Legendre’s 1805 work in which he uses the method for the determination of comet orbits [Leg05]. Statistical learning theory was introduced in the late 1960’s by Vapnik and Chervonenkis [VC68, VC71, VC74]. Binomial bounds on estimation errors appear in Clopper and Pearson’s work from 1934 [CP34]. Overviews on generalization bounds from test errors for classification can be found in [AGGR11, Lan05].

1.3 PAC learning bounds

Since we consider the training data to be random, we have to take into account the possibility to be unlucky with the data in the sense that it may not be a fair sample of the underlying distribution. Hence, useful bounds for instance on $|\hat{R}(h) - R(h)|$ will have to be probabilistic, like the ones we encountered in

the last section. What we can reasonably hope for, is that, under the right conditions, we obtain guarantees of the form

$$\mathbb{P}_S \left[|\hat{R}(h) - R(h)| \geq \epsilon \right] \leq \delta. \quad (1.15)$$

Bounds of this form are the heart of the *probably approximately correct* (PAC) learning framework. The bounds in this context are *distribution-free*. That is, ϵ and δ do not depend on the underlying probability measure, which is typically unknown in practice. The simplest bound of this kind concerns cases where a deterministic assignment of labels is assumed that can be perfectly described within the chosen hypotheses class:

Theorem 1.4: PAC bound for deterministic, realizable scenarios

Let $\epsilon \in (0, 1)$, consider the error probability as risk function and assume:

1. There exists a function $f : \mathcal{X} \rightarrow \mathcal{Y}$ that determines the labels, i.e., $\mathbb{P}[Y = y|X = x] = \delta_{y,f(x)}$ holds $\forall (x, y) \in \mathcal{X} \times \mathcal{Y}$.
2. For any $S = ((x_i, f(x_i)))_{i=1}^n \in (\mathcal{X} \times \mathcal{Y})^n$ the considered learning algorithm returns a hypothesis $h_S \in \mathcal{F}$ for which $\hat{R}(h_S) = 0$.

Then $\mathbb{P}_S [R(h_S) > \epsilon] \leq |\mathcal{F}|(1 - \epsilon)^n$ and for any $\delta > 0$, $n \in \mathbb{N}$ one has

$$n \geq \frac{1}{\epsilon} \ln \frac{|\mathcal{F}|}{\delta} \quad \Rightarrow \quad \mathbb{P}_S \left[|\hat{R}(h_S) - R(h_S)| > \epsilon \right] \leq \delta.$$

Proof. We assume that $|\mathcal{F}| < \infty$ since the statements are trivial or empty otherwise. First observe that for any hypothesis

$$\begin{aligned} \mathbb{P}_S [\hat{R}(h) = 0] &= \mathbb{P}_S [\forall i \in \{1, \dots, n\} : h(X_i) = f(X_i)] \\ &= \prod_{i=1}^n \mathbb{P}[h(X_i) = f(X_i)] = (1 - \mathbb{P}[h(X) \neq f(X)])^n \\ &= (1 - R(h))^n, \end{aligned} \quad (1.16)$$

where the i.i.d. assumption is used in the second line. With $\hat{R}(h_S) = 0$ and $h_S \in \mathcal{F}$ we can bound

$$\begin{aligned} \mathbb{P}_S \left[|\hat{R}(h_S) - R(h_S)| > \epsilon \right] &= \mathbb{P}_S [R(h_S) > \epsilon] \\ &\leq \mathbb{P}_S \left[\exists h \in \mathcal{F} : \hat{R}(h) = 0 \wedge R(h) > \epsilon \right] \\ &\leq \sum_{h \in \mathcal{F} : R(h) > \epsilon} \mathbb{P}_S \left[\hat{R}(h) = 0 \right] \leq |\mathcal{F}|(1 - \epsilon)^n, \end{aligned}$$

where in the third line we first used the union bound, which is applicable since $|\mathcal{F}| < \infty$, and then we exploited Eq.(1.16). In addition, the number of terms in

the sum $\sum_{h \in \mathcal{F}: R(h) > \epsilon}$ was simply bounded by $|\mathcal{F}|$. From here the final implication stated in the theorem can be obtained via $|\mathcal{F}|(1 - \epsilon)^n \leq |\mathcal{F}|e^{-\epsilon n} =: \delta$ and solving for n . \square

In the following we will relax the assumptions that were made in Thm.1.4 more and more. Many of the PAC learning bounds then rely on the following Lemma, which was proven in [Hoe63]:

Lemma 1.1 (Hoeffding's inequality). *Let Z_1, \dots, Z_n be real independent random variables whose values are contained in intervals $[a_i, b_i] \supseteq \text{range}[Z_i]$. Then for every $\epsilon > 0$ it holds that*

$$\mathbb{P} \left[\sum_{i=1}^n (Z_i - \mathbb{E}[Z_i]) \geq \epsilon \right] \leq \exp \left[-\frac{2\epsilon^2}{\sum_{i=1}^n (a_i - b_i)^2} \right]. \quad (1.17)$$

A useful variant of this inequality can be obtained as a simple corollary: the probability $\mathbb{P} \left[\left| \sum_{i=1}^n Z_i - \mathbb{E}[Z_i] \right| \geq \epsilon \right]$ can be bounded by two times the r.h.s. of Eq.(1.17). This can be seen by first observing that Eq.(1.17) remains valid when replacing Z_i by $-Z_i$ and then adding the obtained inequality to the initial one.

We will now use Hoeffding's inequality to prove a PAC learning bound without assuming that there is a deterministic assignments of labels that can be perfectly described within \mathcal{F} . In the literature, this scenario is often called the *agnostic* case (as opposed to the *realizable* case considered in the previous theorem).

Theorem 1.5: PAC bound for countable, weighted hypotheses

Consider a countable hypothesis class \mathcal{F} and a loss function whose values are contained in an interval of length $c \geq 0$. Let p be any probability distribution over \mathcal{F} and $\delta \in (0, 1]$ any 'confidence parameter'. Then with probability at least $(1 - \delta)$ w.r.t. repeated sampling of sets of training data of size n we have

$$\forall h \in \mathcal{F} : |\hat{R}(h) - R(h)| \leq c \sqrt{\frac{\ln \frac{1}{p(h)} + \ln \frac{2}{\delta}}{2n}}. \quad (1.18)$$

Note: The bound is again independent of the underlying probability measure P . It should also be noted that $p(h)$ can not depend on the training data and is merely used in order to allow the level of approximation to depend on the hypothesis. In particular, $p(h)$ can not be interpreted as a probability with which the hypothesis h is chosen. More sophisticated versions of PAC bounds depending on a priori fixed distributions over the space of hypotheses will be discussed in Sec.1.13.

Proof. Let us first consider a fixed $h \in \mathcal{F}$ and apply Hoeffding's inequality to the i.i.d. random variables $Z_i := L(Y_i, h(X_i))/n$. Setting $\epsilon := c\sqrt{(\ln \frac{2}{p(h)\delta})/2n}$

we obtain

$$\mathbb{P}_S \left[\left| \hat{R}(h) - R(h) \right| \geq \epsilon \right] \leq p(h)\delta. \quad (1.19)$$

In order to bound the probability that for any of the h 's the empirical average deviates from the mean, we exploit the union bound and arrive at

$$\mathbb{P}_S \left[\exists h \in \mathcal{F} : \left| \hat{R}(h) - R(h) \right| \geq \epsilon \right] \leq \sum_{h \in \mathcal{F}} \mathbb{P}_S \left[\left| \hat{R}(h) - R(h) \right| \geq \epsilon \right] \leq \sum_{h \in \mathcal{F}} p(h)\delta = \delta.$$

□

The ϵ in Eq.(1.19) depends on the hypothesis h . The smaller the weight $p(h)$, the larger the corresponding ϵ . Hence, effectively, the above derivation provides reasonable bounds only for a finite number of hypotheses. If \mathcal{F} itself is finite, we can choose $p(h) := 1/|\mathcal{F}|$ and rewrite the theorem so that it yields a bound for the size of the training set that is sufficient for a PAC learning guarantee:

Corollary 1.2. *Consider a finite hypothesis space \mathcal{F} , $\delta \in (0, 1]$, $\epsilon > 0$ and a loss function whose range is contained in an interval of length $c \geq 0$. Then $\forall h \in \mathcal{F} : |\hat{R}(h) - R(h)| \leq \epsilon$ holds with probability at least $1 - \delta$ over repeated sampling of training sets of size n , if*

$$n \geq \frac{c^2}{2\epsilon^2} \left(\ln |\mathcal{F}| + \ln \frac{2}{\delta} \right). \quad (1.20)$$

Due to Eq.(1.7) this also guarantees that $R(\hat{h}) - R_{\mathcal{F}} \leq 2\epsilon$, providing a quantitative justification of ERM. Consequently, in a deterministic scenario where a function $f : \mathcal{X} \rightarrow \mathcal{Y}$ determines the ‘true’ label, we have $R(\hat{h}) \leq 2\epsilon$ if $f \in \mathcal{F}$.

Unfortunately, for infinite \mathcal{F} the statement of the corollary becomes void — a drawback that will to a large extent be corrected in the following sections. Before going there, however, we will discuss some negative results in order to understand better what we can *not* expect.

In the limit $n \rightarrow \infty$ Thm. 1.5 can be regarded as a uniform law of large numbers — one that holds uniformly over all elements of a function class. Unlike the law of large numbers, its uniform counterparts do not hold in general but only for special functions classes. These are called *Glivenko-Cantelli classes* (or *uniform Glivenko-Cantelli classes* if uniformity holds in addition w.r.t. all probability measures). That not all function classes are Glivenko-Cantelli classes is shown by the following simple example:

Example 1.3 (Failure of a uniform law of large numbers). Consider the set of indicator functions $\mathcal{F} := \{z \mapsto \mathbb{1}_{z \in A} \mid A \subseteq \mathbb{R} \wedge |A| < \infty\}$ of finite subsets of the real line. For any $f \in \mathcal{F}$ and any continuous probability distribution of Z on \mathbb{R} we have that $\mathbb{E}[f(Z)] = 0$ and the sample average $\frac{1}{n} \sum_{i=1}^n f(z_i)$ will almost surely be zero as well. So the law of large numbers is trivially true in this case. However, it does not hold uniformly, since $\sup_{f \in \mathcal{F}} \frac{1}{n} \sum_{i=1}^n f(z_i) = 1$ for all n .

If $\mathcal{F} = \mathcal{Y}^{\mathcal{X}}$ with all sets finite, then Eq.(1.20) provides a PAC guarantee essentially only if n exceeds $|\mathcal{X}|$. The latter means, however, that the learning algorithm has basically already seen all instances in the training data. The next theorem shows that this is indeed necessary for PAC learning if all functions in $\mathcal{F} = \mathcal{Y}^{\mathcal{X}}$ are equally relevant for describing the data.

Notes and literature The trace of ‘PAC learning’ goes back to the work of Valiant [Val84], who has focused on both computational complexity and sample-complexity. The statistical aspect, i.e. the sample-complexity, has been considered independently already in the works of Vapnik and Chervonenkis [VC68, VC71, VC74]. The close relation between these two lines of research was pointed out in [BEHW89].

1.4 No free lunch

If we are given part of a sequence, say 2 4 8 16, without further assumption about an underlying structure, we can not infer the next number. As Hume phrased it (first published anonymously in 1739): *there is nothing in any object, consider'd in itself, which can afford us a reason for drawing a conclusion beyond it* (§3.12 in [Hum39]). The necessity of prior information in machine learning is put in a nutshell by the ‘no-free-lunch theorem’, of which one version is the following:

Theorem 1.6: No-free-lunch

Let \mathcal{X} and \mathcal{Y} both be finite and so that $|\mathcal{X}|$ exceeds the size n of the training set S . For any $f : \mathcal{X} \rightarrow \mathcal{Y}$ define $R_f(h) := \mathbb{P}[h(X) \neq f(X)]$ where the probability is taken w.r.t to a uniform distribution of X over \mathcal{X} . Then for every learning algorithm the expected risk averaged uniformly over all functions $f \in \mathcal{Y}^{\mathcal{X}}$ fulfills

$$\mathbb{E}_f [\mathbb{E}_S [R_f(h_S)]] \geq \left(1 - \frac{1}{|\mathcal{Y}|}\right) \left(1 - \frac{n}{|\mathcal{X}|}\right). \quad (1.21)$$

Note: Here it is understood that f determines the joint distribution $P(x, y) = \delta_{y, f(x)}/|\mathcal{X}|$. Consequently, the training data has the form $((x_i, f(x_i)))_{i=1}^n$.

Proof. (sketch) Denote by \mathcal{X}_S the subset of \mathcal{X} appearing in the training data S . Regarding \mathcal{X}_S as a multiset it satisfies $|\mathcal{X}_S| = n$. We can write

$$\mathbb{E}_f [\mathbb{E}_S [R_f(h_S)]] = \frac{1}{|\mathcal{X}|} \mathbb{E}_f \left[\mathbb{E}_S \left[\sum_{x \in \mathcal{X}} \mathbb{1}_{h_S(x) \neq f(x)} \right] \right] \quad (1.22)$$

$$\geq \frac{1}{|\mathcal{X}|} \mathbb{E}_f \left[\mathbb{E}_S \left[\sum_{x \notin \mathcal{X}_S} \mathbb{1}_{h_S(x) \neq f(x)} \right] \right]. \quad (1.23)$$

While inside \mathcal{X}_S the value of $f(x)$ is determined by S , for $x \notin \mathcal{X}_S$ all $|\mathcal{Y}|$ values are possible and equally likely, so that $h_S(x) \neq f(x)$ holds with probability $1 - 1/|\mathcal{Y}|$ w.r.t. a uniform distribution over f 's that are consistent with S . The remaining factor is due to $\sum_{x \notin \mathcal{X}_S} = |\mathcal{X}| - n$. \square

Let us compare this with random guessing. The risk, i.e., the average error probability, of random guessing in the above scenario is $1 - 1/|\mathcal{Y}|$. Thm.1.6 only leaves little room for improvement beyond this—an additional factor $(1 - n/|\mathcal{X}|)$. This factor reflects the fact that the learning algorithm has already seen the training data, which is at most a fraction $n/|\mathcal{X}|$ of all cases. Regarding the unseen cases, however, all learning algorithms are the same on average and perform no better than random guessing. Note that the above proof also allows us to derive an upper bound in addition to the lower bound in Eq.(1.21). To this end, observe that the difference between Eqs.(1.22) and (1.23) is at most $n/|\mathcal{X}|$. Hence, in the limit $n/|\mathcal{X}| \rightarrow 0$ the average error probability is exactly the one for random guessing, irrespective of what learning algorithm has been chosen.

This sobering result also implies that there is no order among learning algorithms. If one learning algorithm beats another on some functions, the converse has to hold on other functions. This result, as well as similar ones, has to be put into perspective, however, since not all functions are equally relevant.

The no-free-lunch theorem should not come as a surprise. In fact, it is little more than a formalization of a rather obvious claim within our framework: if one is given n values of a sequence of independently, identically and uniformly distributed random variables, then predicting the value of the $(n + 1)$ 'st can not be better than random guessing. If prediction is to be better than chance, then additional structure is required. The inevitable a priori information about this structure can be incorporated into machine learning in different ways. In the approach we focus on until Sec.1.10 (incl.), the a priori information is reflected in the choice of the hypotheses class \mathcal{F} . In addition, hypotheses in \mathcal{F} may effectively be given different weight, for instance resulting from SRM, regularization or a Bayesian prior distribution over \mathcal{F} . Throughout, the discussed approaches will be *distribution-independent* in the sense that they make no assumption about the distribution P that governs the data. An alternative approach (which we will not follow) would be to put prior information into P , for instance by assuming a parametric model for P .

Notes and literature Various ‘No-free-lunch theorems’ for machine learning and optimization appeared in [Wol96, WM97]. The one presented in this section is essentially from Shalev-Shwartz and Ben-David [SSBD14].

1.5 Growth function

Starting in this section, we aim at generalizing the PAC bounds derived in Sec.1.3 to beyond finite hypotheses classes. The first approach essentially re-

places the cardinality of \mathcal{F} by the corresponding *growth function*.

Definition 1.3 (Growth function). *Let $\mathcal{F} \subseteq \mathcal{Y}^{\mathcal{X}}$ be a class of functions with finite target space \mathcal{Y} . For every subset $\Xi \subseteq \mathcal{X}$ define the restriction of \mathcal{F} to Ξ as $\mathcal{F}|_{\Xi} := \{f \in \mathcal{Y}^{\Xi} \mid \exists F \in \mathcal{F} \forall x \in \Xi : f(x) = F(x)\}$. The growth function Γ assigned to \mathcal{F} is then defined for all $n \in \mathbb{N}$ as*

$$\Gamma(n) := \max_{\Xi \subseteq \mathcal{X} : |\Xi| \leq n} |\mathcal{F}|_{\Xi}|.$$

For later convenience, we will in addition set $\Gamma(0) := 1$.

That is, the growth function describes the maximal size of \mathcal{F} when restricted to a domain of n points. Thus, by definition $\Gamma(n) \leq |\mathcal{Y}|^n$.

Example 1.4 (Threshold functions). Consider the set of all threshold functions $\mathcal{F} \subseteq \{-1, 1\}^{\mathbb{R}}$ defined by $\mathcal{F} := \{x \mapsto \text{sgn}[x - b]\}_{b \in \mathbb{R}}$. Given a set of distinct points $\{x_1, \dots, x_n\} = \Xi \subseteq \mathbb{R}$, there are $n + 1$ functions in $\mathcal{F}|_{\Xi}$ corresponding to $n + 1$ possible ways of placing b relative to the x_i 's. Hence, in this case $\Gamma(n) = n + 1$.

Theorem 1.7: PAC bound via growth function

Consider a hypothesis class \mathcal{F} with finite target space \mathcal{Y} and a loss function whose range is contained in an interval $[0, c]$. Let $\delta \in (0, 1]$. With probability at least $(1 - \delta)$ w.r.t. repeated sampling of training data of size n we have

$$\forall h \in \mathcal{F} : |R(h) - \hat{R}(h)| \leq c \sqrt{\frac{8 \ln(\Gamma(2n) \frac{4}{\delta})}{n}}. \quad (1.24)$$

Note: this implies a non-trivial bound whenever the growth function grows sub-exponentially.

Proof. Let S and S' be i.i.d. random variables with values in $(\mathcal{X} \times \mathcal{Y})^n$ distributed according to some product probability measure P^n . For every value of S' denote by $\hat{R}'(h)$ the corresponding empirical risk of a hypothesis $h \in \mathcal{F}$. By virtue of the triangle inequality, if $|R(h) - \hat{R}(h)| > \epsilon$ and $|R(h) - \hat{R}'(h)| < \frac{\epsilon}{2}$, then $|\hat{R}'(h) - \hat{R}(h)| > \frac{\epsilon}{2}$. Expressed in terms of indicator functions this is

$$\mathbb{1}_{|R(h) - \hat{R}(h)| > \epsilon} \mathbb{1}_{|R(h) - \hat{R}'(h)| < \frac{\epsilon}{2}} \leq \mathbb{1}_{|\hat{R}'(h) - \hat{R}(h)| > \frac{\epsilon}{2}}. \quad (1.25)$$

Let us assume that $n \geq 4c^2\epsilon^{-2} \ln 2$, which will be justified later by a particular choice of ϵ . Taking the expectation value w.r.t. S' in Eq.(1.25) affects the second and third term. The former can be bounded using Hoeffding's inequality together with the assumption on n , which leads to

$$\mathbb{E}_{S'} \left[\mathbb{1}_{|R(h) - \hat{R}'(h)| < \frac{\epsilon}{2}} \right] \geq 1 - 2 \exp \left[-\frac{\epsilon^2 n}{2c^2} \right] \geq \frac{1}{2}.$$

For the expectation value of the last term in Eq.(1.25) we use

$$\mathbb{E}_{S'} \left[\mathbb{1}_{|\hat{R}'(h) - \hat{R}(h)| > \frac{\epsilon}{2}} \right] \leq \mathbb{P}_{S'} \left[\exists h \in \mathcal{F} : |\hat{R}'(h) - \hat{R}(h)| > \frac{\epsilon}{2} \right].$$

Inserting both bounds into Eq.(1.25) gives

$$\mathbb{1}_{|R(h) - \hat{R}(h)| > \epsilon} \leq 2 \mathbb{P}_{S'} \left[\exists h \in \mathcal{F} : |\hat{R}'(h) - \hat{R}(h)| > \frac{\epsilon}{2} \right].$$

As this holds for all $h \in \mathcal{F}$, we can replace the left hand side by $\mathbb{1}_{\exists h \in \mathcal{F} : |R(h) - \hat{R}(h)| > \epsilon}$. Taking the expectation w.r.t. S then leads to

$$\mathbb{P}_S \left[\exists h \in \mathcal{F} : |R(h) - \hat{R}(h)| > \epsilon \right] \leq 2 \mathbb{P}_{S,S'} \left[\exists h \in \mathcal{F} : |\hat{R}'(h) - \hat{R}(h)| > \frac{\epsilon}{2} \right].$$

Note that the r.h.s. involves only empirical quantities. This implies that every function h is only evaluated on at most $2n$ points, namely those appearing in S and S' . Since restricted to $2n$ points there are at most $\Gamma(2n)$ functions, our aim is now to exploit this together with the union bound and to bound the remaining factor with Hoeffding's inequality. To this end, observe that we can write

$$\begin{aligned} 2 \mathbb{P}_{S,S'} \left[\exists h \in \mathcal{F} : |\hat{R}'(h) - \hat{R}(h)| > \frac{\epsilon}{2} \right] &= \quad (1.26) \\ 2 \mathbb{E}_{S,S'} \left[\mathbb{P}_\sigma \left[\exists h \in \mathcal{F} : \frac{1}{n} \left| \sum_{i=1}^n \left(L(Y_i, h(X_i)) - L(Y'_i, h(X'_i)) \right) \sigma_i \right| > \frac{\epsilon}{2} \right] \right], \end{aligned}$$

where \mathbb{P}_σ denotes the probability w.r.t. uniformly distributed $\sigma \in \{-1, 1\}^n$. Eq.(1.26) is based on the fact that multiplication with $\sigma_i = -1$ amounts to interchanging $(X_i, Y_i) \leftrightarrow (X'_i, Y'_i)$, which has no effect since the random variables are independently and identically distributed. The advantage of this step is that we can now apply our tools inside the expectation value $\mathbb{E}_{S,S'}$ where S and S' are fixed. Then $h \in \mathcal{F}|_{S \cup S'}$ is contained in a finite function class, so that we can use the union bound followed by an application of Hoeffding's inequality to arrive at

$$\begin{aligned} \mathbb{P}_S \left[\exists h \in \mathcal{F} : |R(h) - \hat{R}(h)| > \epsilon \right] &\leq 4 \mathbb{E}_{S,S'} [|\mathcal{F}|_{S \cup S'}] \exp \left[-\frac{n\epsilon^2}{8c^2} \right] \\ &\leq 4\Gamma(2n) \exp \left[-\frac{n\epsilon^2}{8c^2} \right] \quad (1.27) \end{aligned}$$

The result then follows by setting the final expression in Eq.(1.27) equal to δ and solving for ϵ . The previously made assumption on n then becomes equivalent to $\delta \leq 2\sqrt{2}\Gamma(2n)$, which is always fulfilled as $\delta \in (0, 1]$. \square

Note that we have proven a slightly stronger result, in which the growth function $\Gamma(2n)$ is replaced by $\mathbb{E}_{S,S'} [|\mathcal{F}|_{S \cup S'}]$. The logarithm of this expectation value is called *VC-entropy*. The VC-entropy, however, depends on the

underlying probability distribution P and is thus difficult to estimate in general. The growth function, though independent of P , may still be difficult to estimate. The following section will distill its remarkable essence for the binary case ($|\mathcal{Y}| = 2$), where Γ turns out to exhibit a simple dichotomic behavior.

For later use, let us state the behavior of the growth function w.r.t. compositions:

Lemma 1.4 (Growth functions under compositions). *Consider function classes $\mathcal{F}_1 \subseteq \mathcal{Y}^{\mathcal{X}}$, $\mathcal{F}_2 \subseteq \mathcal{Z}^{\mathcal{Y}}$ and $\mathcal{F} := \mathcal{F}_2 \circ \mathcal{F}_1$. The respective growth functions then satisfy*

$$\Gamma(n) \leq \Gamma_1(n)\Gamma_2(n).$$

Proof. Fix an arbitrary subset $\Xi \subseteq \mathcal{X}$ of cardinality $|\Xi| = n$. With $\mathcal{G} := \mathcal{F}_1|_{\Xi}$ we can write $\mathcal{F}|_{\Xi} = \bigcup_{g \in \mathcal{G}} \{f \circ g \mid f \in \mathcal{F}_2\}$. So

$$\begin{aligned} |\mathcal{F}|_{\Xi}| &\leq |\mathcal{F}_1|_{\Xi}| \max_{g \in \mathcal{G}} |\{f \circ g \mid f \in \mathcal{F}_2\}| \\ &\leq \Gamma_1(n) \max_{g \in \mathcal{G}} |\mathcal{F}_2|_{g(\Xi)}| \\ &\leq \Gamma_1(n)\Gamma_2(n). \end{aligned}$$

□

1.6 VC-dimension

In the case of binary target space ($|\mathcal{Y}| = 2$) there is a peculiar dichotomy in the behavior of the growth function $\Gamma(n)$. It grows at maximal rate, i.e., exponentially and exactly like 2^n , up to some $n = d$ and from then on remains bounded by a polynomial of degree at most d . The number d where this transition occurs, is called the *VC-dimension* of the function class and plays an important role in the theory of binary classification.

Definition 1.5 (Vapnik-Chervonenkis dimension). *The VC-dimension of a function class $\mathcal{F} \subseteq \mathcal{Y}^{\mathcal{X}}$ with binary target space \mathcal{Y} is defined as*

$$\text{VCdim}(\mathcal{F}) := \max \{n \in \mathbb{N}_0 \mid \Gamma(n) = 2^n\}$$

if the maximum exists and $\text{VCdim}(\mathcal{F}) = \infty$ otherwise.

That is, if $\text{VCdim}(\mathcal{F}) = d$, then there exists a set $A \subseteq \mathcal{X}$ of d points, such that $\mathcal{F}|_A = \mathcal{Y}^A$ and the VC-dimension is the largest such number.

In general, if a subset $A \subseteq \mathcal{X}$ and binary function class $\mathcal{F} \subseteq \mathcal{Y}^{\mathcal{X}}$ satisfy $\mathcal{F}|_A = \mathcal{Y}^A$, one says that “ \mathcal{F} shatters A ”.

Example 1.5 (Threshold functions). If $\mathcal{F} = \{\mathbb{R} \ni x \mapsto \text{sgn}[x - b]\}_{b \in \mathbb{R}}$, then $\text{VCdim}(\mathcal{F}) = 1$ as we have seen in example 1.4 that $\Gamma(n) = n + 1$. More specifically, if we consider an arbitrary pair of points $x_1 < x_2$, then the assignment $x_1 \mapsto 1, x_2 \mapsto -1$ is missing in $\mathcal{F}|_{\{x_1, x_2\}}$. Hence, $\text{VCdim}(\mathcal{F}) < 2$.

Theorem 1.8: VC-dichotomy of the growth function

Consider a function class $\mathcal{F} \subseteq \mathcal{Y}^{\mathcal{X}}$ with binary target space \mathcal{Y} and VC-dimension d . Then the corresponding growth function satisfies

$$\Gamma(n) \begin{cases} = 2^n, & \text{if } n \leq d. \\ \leq \left(\frac{en}{d}\right)^d, & \text{if } n > d. \end{cases} \quad (1.28)$$

Proof. $\Gamma(n) = 2^n$ for all $n \leq d$ holds by definition of the VC-dimension. In order to arrive at the expression for $n > d$, we show that for every subset $A \subseteq \mathcal{X}$ with $|A| = n$ the following is true:

$$|\mathcal{F}|_A \leq \left| \{B \subseteq A \mid \mathcal{F}|_B = \mathcal{Y}^B\} \right|. \quad (1.29)$$

If Eq.(1.29) holds, we can upper bound the r.h.s. by $|\{B \subseteq A \mid |B| \leq d\}| = \sum_{i=0}^d \binom{n}{i}$, which for $n > d$ in turn can be bounded by

$$\begin{aligned} \sum_{i=0}^d \binom{n}{i} &\leq \sum_{i=0}^n \binom{n}{i} \left(\frac{n}{d}\right)^{d-i} \\ &= \left(\frac{n}{d}\right)^d \left(1 + \frac{d}{n}\right)^n \leq \left(\frac{n}{d}\right)^d e^d, \end{aligned} \quad (1.30)$$

where the last step follows from $\forall x \in \mathbb{R} : (1+x) \leq e^x$. Hence, the proof is reduced to showing Eq.(1.29).

This will be done by induction on $|A|$. For $|A| = 1$ it is true (as $B = \emptyset$ always counts). Now assume as induction hypothesis that it holds for all sets of size $n-1$ and that $|A| = n$. Let a be any element of A and define

$$\mathcal{F}' := \{h \in \mathcal{F}|_A \mid \exists g \in \mathcal{F}|_A : h(a) \neq g(a) \wedge (h-g)|_{A \setminus a} = 0\}, \quad \mathcal{F}_a := \mathcal{F}'|_{A \setminus a}.$$

Then $|\mathcal{F}|_A = |\mathcal{F}|_{A \setminus a} + |\mathcal{F}_a|$ and both terms on the r.h.s. can be bounded by the induction hypothesis. For the first term we obtain

$$|\mathcal{F}|_{A \setminus a} \leq \left| \{B \subseteq A \mid \mathcal{F}|_B = \mathcal{Y}^B \wedge a \notin B\} \right|. \quad (1.31)$$

The second term can be bounded by

$$\begin{aligned} |\mathcal{F}_a| &= |\mathcal{F}'|_{A \setminus a} \leq \left| \{B \subseteq A \setminus a \mid \mathcal{F}'|_B = \mathcal{Y}^B\} \right| \\ &= \left| \{B \subseteq A \setminus a \mid \mathcal{F}'|_{B \cup a} = \mathcal{Y}^{B \cup a}\} \right| \\ &= \left| \{B \subseteq A \mid \mathcal{F}'|_B = \mathcal{Y}^B \wedge a \in B\} \right| \\ &\leq \left| \{B \subseteq A \mid \mathcal{F}|_B = \mathcal{Y}^B \wedge a \in B\} \right|, \end{aligned} \quad (1.32)$$

where we use the induction hypothesis in the first line and the step to the second line uses the defining property of \mathcal{F}' . Adding the bounds of Eq.(1.31) and Eq.(1.32) then yields the result claimed in Eq.(1.29). \square

Now we can plug this bound on the growth function into the PAC bound in Thm.1.7. After a couple of elementary manipulations we then arrive at the following result, which, similar to Cor.1.2, provides a bound on the necessary statistics, but with the VC-dimension d now playing the role of $\ln|\mathcal{F}|$.

Corollary 1.6. *Consider a function class $\mathcal{F} \subseteq \mathcal{Y}^{\mathcal{X}}$ with binary target space and VC-dimension d . Let $(\epsilon, \delta) \in (0, 1]^2$ and choose the risk function R to be the error probability. Then $\forall h \in \mathcal{F} : |\hat{R}(h) - R(h)| \leq \epsilon$ holds with probability at least $1 - \delta$ over repeated sampling of training sets of size n , if*

$$n \geq \frac{32}{\epsilon^2} \left[d \ln \left(\frac{8d}{\epsilon^2} \right) + \ln \frac{6}{\delta} \right]. \quad (1.33)$$

Note: the bound in Eq.(1.33) can be slightly improved. In particular, the first logarithm turns out to be unnecessary, cf. Eq.(1.45).

A useful tool for computing VC-dimensions is the following theorem:

Theorem 1.9: VC-dimension for function vector spaces

Let \mathcal{G} be a real vector space of functions from \mathcal{X} to \mathbb{R} and $\phi \in \mathbb{R}^{\mathcal{X}}$. Then $\mathcal{F} := \{x \mapsto \text{sgn}[g(x) + \phi(x)]\}_{g \in \mathcal{G}} \subseteq \{-1, 1\}^{\mathcal{X}}$ has $\text{VCdim}(\mathcal{F}) = \text{dim}(\mathcal{G})$.

Proof. Let us first prove $\text{VCdim}(\mathcal{F}) \leq \text{dim}(\mathcal{G})$. We can assume $\text{dim}(\mathcal{G}) < \infty$ and argue by contradiction. Let $k = \text{dim}(\mathcal{G}) + 1$ and suppose that $\text{VCdim}(\mathcal{F}) \geq k$. Then there is a subset $\Xi = \{x_1, \dots, x_k\} \subseteq \mathcal{X}$ such that $\mathcal{F}|_{\Xi} = \{-1, 1\}^{\Xi}$. Define a map $L : \mathcal{G} \rightarrow \mathbb{R}^k$ via $L(g) := (g(x_1), \dots, g(x_k))$. L is a linear map whose range has dimension at most $\text{dim}(\mathcal{G})$. Hence, there is a non-zero vector $v \in (\text{range } L)^{\perp}$. This means that for all $g \in \mathcal{G} : \langle v, L(g) \rangle = 0$ and therefore

$$\sum_{l=1}^k v_l (g(x_l) + \phi(x_l)) = \sum_{l=1}^k v_l \phi(x_l) \quad (1.34)$$

is independent of g . However, if $\mathcal{F}|_{\Xi} = \{-1, 1\}^{\Xi}$, we can choose g such that $\text{sgn}[g(x_l) + \phi(x_l)]$ equals $\text{sgn}[v_l]$ for all $l \in \{1, \dots, k\}$ and there is also a choice of g for which it equals $-\text{sgn}[v_l]$ for all l . Since $v \neq 0$ this contradicts Eq.(1.34).

In order to arrive at $\text{VCdim}(\mathcal{F}) \geq \text{dim}(\mathcal{G})$, it suffices to show that for all $d \leq \text{dim}(\mathcal{G})$ there are points $x_1, \dots, x_d \in \mathcal{X}$ such that for all $y \in \mathbb{R}^d$ there is a $g \in \mathcal{G}$ satisfying $y_j = g(x_j)$ for all j . To this end, consider d linearly independent functions $(g_i)_{i=1}^d$ in \mathcal{G} and define $G(x) := (g_1(x), \dots, g_d(x))$. Then $\text{span}\{G(x)\}_{x \in \mathcal{X}} = \mathbb{R}^d$ so that there have to exist d linearly independent vectors $G(x_1), \dots, G(x_d)$. Hence, the $d \times d$ matrix with entries $g_i(x_j)$ is invertible and for all $y \in \mathbb{R}^d$ the system of equations $y_j = \sum_{i=1}^d \gamma_i g_i(x_j)$ has a solution $\gamma \in \mathbb{R}^d$. \square

Corollary 1.7 (VC-dimension of half spaces). *The set $\mathcal{F} := \{h : \mathbb{R}^d \rightarrow \{-1, 1\} \mid \exists (v, b) \in \mathbb{R}^d \times \mathbb{R} : h(x) = \text{sgn}[\langle v, x \rangle - b]\}$, which corresponds to the set of all half spaces in \mathbb{R}^d , satisfies*

$$\text{VCdim}(\mathcal{F}) = d + 1.$$

Proof. The result follows from the foregoing theorem, when applied to the linear space of functions spanned by $g_i(x) := x_i$ for $i = 1, \dots, d$ and $g_{d+1}(x) := 1$ with $\phi = 0$. \square

As in the case of half spaces, we can assign a function $f : \mathbb{R}^d \rightarrow \{-1, 1\}$ to any subset $C \subseteq \mathbb{R}^d$ and vice versa via $f(x) = 1 \Leftrightarrow x \in C$. In this way we can apply the notion of VC-dimension to classes of Borel subsets of \mathbb{R}^d . Table 1.2 collects some examples.

	\mathcal{X}	VCdim	see
l_2 -balls	\mathbb{R}^d	$d + 1$	[Dud79]
l_∞ -balls	\mathbb{R}^d	$\lfloor (3d + 1)/2 \rfloor$	[Des14]
half spaces	\mathbb{R}^d	$d + 1$	Cor.1.7
axes-aligned rectangles	\mathbb{R}^d	$2d$	Exp.1.6
convex k -gons	\mathbb{R}^2	$2k + 1$	[BEHW89]
semialgebraic sets $\mathcal{S}_{k,m}$	\mathbb{R}^d	$\leq 2k \binom{m+d}{m} \ln((k^2 + k) \binom{m+d}{m})$ $\geq \frac{k}{2} \binom{m+d}{m}$	[BDL98]
$\mathcal{S}_{1,m}$	\mathbb{R}^d	$\binom{m+d}{m}$	[Cov65, BDL98]
Aff(C) for fixed $C \in \mathcal{S}_{k,m}$	\mathbb{R}^d	$\mathcal{O}(d^2 \ln(dkm))$	[BDL98]
$\{x \mapsto \text{sgn} \sin[\alpha x] \mid \alpha \in \mathbb{R}\}$	\mathbb{R}	∞	Exp.1.8

Figure 1.2: VC-dimension of various classes of functions or corresponding geometric objects. A convex k -gon means a polygon in \mathbb{R}^2 that is obtained by intersecting k half spaces. $\mathcal{S}_{k,m}$ is the class of subsets of \mathbb{R}^d that can be obtained as Boolean combination of k sets of the form $f_j^{-1}((0, \infty))$ where each $f_j : \mathbb{R}^d \mapsto \mathbb{R}$, $j = 1, \dots, k$ is a polynomial of maximal degree m . Aff(C) denotes the class of all affine transformations of C .

Example 1.6 (Axes-aligned rectangles). Consider $\mathcal{C} := \{C \subseteq \mathbb{R}^d \mid \exists a, b \in \mathbb{R}^d : C = [a_1, b_1] \times \dots \times [a_d, b_d]\}$ the set of all axes-aligned rectangles in \mathbb{R}^d and let $\mathcal{F} := \{f : \mathbb{R}^d \rightarrow \{0, 1\} \mid \exists C \in \mathcal{C} : f(x) = \mathbb{1}_{x \in C}\}$ be the corresponding class of indicator-functions. For any set of points $A = \{x_1, \dots, x_n\} \subseteq \mathbb{R}^d$ there is a unique smallest rectangle $C_{min} \in \mathcal{C}$ so that $A \subseteq C_{min}$. As long as $n > 2d$ we can discard points from A without changing C_{min} . Let $\tilde{A} \subseteq A$ be such a reduced set with $|\tilde{A}| \leq 2d$. Then every $f \in \mathcal{F}|_A$ that assigns a value 1 to all elements of \tilde{A} also assigns 1 to all $A \setminus \tilde{A}$, since those lie inside the same box. Hence, if $n > 2d$, then the function $\tilde{f}(x) := \mathbb{1}_{x \in \tilde{A}}$ is not contained in $\mathcal{F}|_A$ and therefore $\text{VCdim}(\mathcal{F}) \leq 2d$.

To prove equality, consider the extreme points of the d -dimensional hyperoctahedron (i.e., the l_1 -unit ball), which are given by all the permutations of $(\pm 1, 0, \dots, 0)$. Denote them by $x_k^{(+)}$ and $x_k^{(-)}$, $k = 1, \dots, d$, depending on whether the k 'th component is $+1$ or -1 . Let f be an arbitrary assignment

of values 0 or 1 to these $2d$ points. Then

$$b_k := \frac{1}{2} + f(x_k^{(+)}) \quad \text{and} \quad a_k := -\frac{1}{2} - f(x_k^{(-)})$$

define a rectangle $C \in \mathcal{C}$, which is such that $x_k^{(\pm)} \in C \Leftrightarrow f(x_k^{(\pm)}) = 1$. So, restricted to these $2d$ points, \mathcal{F} still contains all functions and thus $\text{VCdim}(\mathcal{F}) \geq 2d$.

The examples discussed so far, all considered convex sets. In this case, the following Lemma is often helpful in computing or at least bounding the VC-dimension. The observation is, that only *affinely independent* sets can be shattered by \mathcal{F} :

Lemma 1.8. *Let \mathcal{F} be the set of indicator functions of a collection of convex subsets of \mathbb{R}^d . If $A \subseteq \mathbb{R}^d$ is a finite set that is shattered by \mathcal{F} , then every $x \in A$ is necessarily an extreme point of the convex hull of A .*

Proof. If x would be a proper convex combination of other elements $\{x_i\}_{i \in I} \subseteq A$, then every function $f \in \mathcal{F}$ that satisfies $\forall i \in I : f(x_i) = 1$ would also have to satisfy $f(x) = 1$. Hence, \mathcal{F} could not shatter A since the function value at x would be determined. \square

Example 1.7 (Compact convex sets). Let \mathcal{C} be the collection of all convex and compact subsets of \mathbb{R}^2 and $\mathcal{F} := \{x \mapsto \mathbb{1}_{x \in C} \mid C \in \mathcal{C}\}$ the set of corresponding indicator functions. Then $\text{VCdim}(\mathcal{F}) = \infty$. In order to prove this, consider a set A of n points on the unit-circle. A is shattered by \mathcal{F} since for every subset $B \subseteq A$ we can find a $C \in \mathcal{C}$, namely $C := \text{conv}(B)$, so that $x \in B \Leftrightarrow x \in C$ holds for any $x \in A$. As this works for any n , we have $\text{VCdim}(\mathcal{F}) = \infty$.

In the examples discussed so far, the VC-dimension was essentially equal to the number of parameters that appear in the definition of the considered hypotheses class. That such a relation is not generally true is shown by the following example:

Example 1.8 (Sine-functions). Consider $\mathcal{F} := \{x \mapsto \text{sgn} \sin(x\alpha) \mid \alpha \in \mathbb{R}_+\}$ and $A := \{2^{-k} \mid k = 1, \dots, n\}$. Let f be an arbitrary assignment of values ± 1 to the points $x_k := 2^{-k}$ in A . If we choose

$$\begin{aligned} \alpha &:= \pi \left(1 + \sum_{k=1}^n \frac{1 - f(x_k)}{2} 2^k \right), \quad \text{we obtain} \\ \alpha x_l \bmod 2\pi &= \pi \left(\frac{1 - f(x_l)}{2} \right) + \pi \left[2^{-l} + \sum_{k=1}^{l-1} 2^{k-l} \left(\frac{1 - f(x_k)}{2} \right) \right] \\ &=: \pi \left(\frac{1 - f(x_l)}{2} \right) + \pi c, \end{aligned} \tag{1.35}$$

where $c \in (0, 1)$. Consequently, $\text{sgn} \sin(\alpha x_l) = f(x_l)$ and thus $\mathcal{F}|_A = \{-1, 1\}^A$. Since this holds for all n , we have $\text{VCdim}(\mathcal{F}) = \infty$ despite the fact that there is only a single real parameter involved.

Although the VC-dimension is infinite in this example, there are finite sets B for which $\mathcal{F}|_B \neq \{-1, 1\}^B$. Consider for instance $B := \{1, 2, 3, 4\}$ and the assignment $f(1) = f(2) = -f(3) = f(4) = -1$. If $\alpha = 2\pi m - \delta$, $m \in \mathbb{N}$ with $\delta \in [0, 2\pi)$ is to reproduce the first three values, then $\delta \in [\pi/3, \pi/2)$. However, this implies that 4δ is in the range where the sine is positive so that $f(4) = -1$ cannot be matched.

Let us finally have a closer look at sets of functions from Euclidean space to $\{0, 1\}$ that are constructed using Boolean combinations of a few elementary, for instance polynomial, relations. In this context, it turns out that VC-dimension and growth function are related to the question of how many connected components can be obtained when partitioning Euclidean space using these relations. Loosely speaking, counting functions becomes related to counting cells in the domain space. A central bound concerning the latter problem was derived by Warren [War68] for the case of polynomials:

Proposition 1.9 (Upper bound for polynomial arrangements). *Let $\{p_1, \dots, p_m\}$ be a set of $m \geq k$ polynomials in k variables, each of degree at most d and with coefficients in \mathbb{R} . Let $\gamma(k, d, m)$ be the number of connected components of $\mathbb{R}^k \setminus \bigcup_{i=1}^m p_i^{-1}(\{0\})$ (and for later use, let us define it to be the largest number constructed in this way). Then*

$$\gamma(k, d, m) \leq (4edm/k)^k. \quad (1.36)$$

With this ingredient, we can obtain the following result. To simplify its statement, predicates are interpreted as functions into $\{0, 1\}$, i.e., we identify TRUE = 1 and FALSE = 0.

Theorem 1.10: Complexity of semi-algebraic function classes

Let $d, k, m, s \in \mathbb{N}$. Consider a set of s atomic predicates, each of which is given by a polynomial equality or inequality of degree at most d in $m + k$ variables. Let $\Psi : \mathbb{R}^m \times \mathbb{R}^k \rightarrow \{0, 1\}$ be a Boolean combination of the atomic predicates and $\mathcal{F} := \{\Psi(\cdot, w) \mid w \in \mathbb{R}^k\}$ a class of functions from \mathbb{R}^m into $\{0, 1\}$ with corresponding growth function Γ . Then

$$\Gamma(n) \leq \gamma(k, d, 2ns), \quad (1.37)$$

$$VCdim(\mathcal{F}) \leq 2k \log_2(8eds). \quad (1.38)$$

Proof. W.l.o.g. we assume that all polynomial (in-)equalities are comparisons with zero, i.e., of the form $p \# 0$ where p is a polynomial and $\# \in \{<, \leq, =, \geq, >\}$. We are going to estimate $|\mathcal{F}|_A$ for a set $A \subset \mathbb{R}^m$ with cardinality $|A| = n$. Each $a \in A$ corresponds to a predicate $\psi_a : \mathbb{R}^k \rightarrow \{0, 1\}$ that is defined by $\psi_a(w) := \Psi(a, w)$. Denote by P_a the set of polynomials (in the variables w_1, \dots, w_k) that appear in ψ_a . Then $P := \bigcup_{a \in A} P_a$ has cardinality $|P| \leq ns$. Since different functions in $\mathcal{F}|_A$ correspond to different truth values of the polynomial (in-)equalities, we have that the number of consistent sign-assignments

to the polynomials in P is an upper bound on the number of functions in $\mathcal{F}|_A$. That is,

$$|\mathcal{F}|_A| \leq \left| \left\{ Q \in \{-1, 0, 1\}^P \mid Q(p) = \text{sgn}_0(p(w)), w \in \mathbb{R}^k \right\} \right|, \quad (1.39)$$

where $\text{sgn}_0 := \text{sgn}$ on $\mathbb{R} \setminus \{0\}$ and $\text{sgn}_0(0) := 0$. For $\epsilon > 0$ define $P' := \{p + \epsilon | p \in P\} \cup \{p - \epsilon | p \in P\}$. Then $|P'| \leq 2|P| \leq 2ns$ and if ϵ is sufficiently small, the number of consistent sign-assignments for P is upper bounded by the number of connected components of $\mathbb{R}^k \setminus \bigcup_{p \in P'} p^{-1}(\{0\})$. Hence, $|\mathcal{F}|_A| \leq \gamma(k, d, |P'|)$, which implies Eq.(1.37).

The bound on the VC-dimension in Eq.(1.38) then combines this result with Prop.1.9. If n equals the VC-dimension of \mathcal{F} , then $2^n = \Gamma(n) \leq \gamma(k, d, 2ns) \leq (8eds/k)^k$. Here, the last inequality used Prop.1.9 assuming that $2ns \geq k$. Note, however, that if $2ns < k$, then Eq.(1.38) holds trivially. After taking the \log_2 , we arrive at the inequality

$$n \leq k \log_2(8eds) + k \log_2(n/k).$$

If the second term on the r.h.s. is smaller than the first, Eq.(1.38) follows immediately. If, on the other hand, $n/k \geq 8eds$, then $n \leq 2k \log_2(n/k)$, which in turn implies $n \leq 4k$ and Eq.(1.38) follows as well. \square

Note that the first part of the proof, which relates the growth function to the number of connected components of a particular partitioning of \mathbb{R}^k , made no essential use of the fact that the underlying functions are polynomials. That means, all one needs is a sufficiently well-behaved class of functions for which ‘cell counting’ can be done in the domain space.

An alternative view on the problem is in terms of the computational complexity of Ψ . By assumption, the function Ψ in Thm.1.10 can be computed using a few elementary arithmetic operations and conditioning on (in-)equalities. The number of these operations is then related to d and s . A closer analysis of this point of view leads to:

Theorem 1.11: VC-dimension from computational complexity

Assume $\Psi : \mathbb{R}^m \times \mathbb{R}^k \rightarrow \{0, 1\}$ can be computed by an algorithm that executes at most t of the following operations: (i) basic arithmetic operations ($\times, /, +, -$) on real numbers, (ii) jumps conditioned on equality or inequality of real numbers, (iii) output 0 or 1. Then $\mathcal{F} := \{\Psi(\cdot, w) \mid w \in \mathbb{R}^k\}$ satisfies

$$VCdim(\mathcal{F}) \leq 2k(2t + \log_2 8e). \quad (1.40)$$

This follows from Thm.1.10 by realizing that the algorithm corresponds to an algebraic decision tree with at most 2^t leaves and that it can be expressed in terms of $\leq 2^t$ polynomial predicates of degree $\leq 2^t$.

With some effort one can add one further type to the list of operations the algorithm for Ψ is allowed to execute: computation of the exponential function

on real numbers. Under these conditions the upper bound then becomes

$$VCdim(\mathcal{F}) = \mathcal{O}(t^2 k^2). \quad (1.41)$$

Finally, we have a look at how lower bounds on the VC-dimension can be obtained for parameterized families of functions. A standard technique in this context is *bit extraction*. Here, the basic idea is to encode bit-strings into the parameters w while choosing the parameterized function Ψ so that the input x determines which of those bits is returned by $\Psi(x, a)$. In this way, the following theorem shows that Eq.(1.40) in Thm.1.11 is optimal up to constants.

Theorem 1.12: Lower bound on VCdim via bit extraction

For all $t, k \in \mathbb{N}$ there is a $\Psi : \mathbb{R}^2 \times \mathbb{R}^k \rightarrow \{0, 1\}$ that can be computed by executing $\mathcal{O}(t)$ operations of the form specified in Thm.1.11 so that $\mathcal{F} := \{\Psi(\cdot, w) \mid w \in \mathbb{R}^k\}$ has $VCdim(\mathcal{F}) \geq kt$.

Proof. For each $(l, j) \in \{1, \dots, k\} \times \{1, \dots, t\} =: A$ we choose an arbitrary bit $w_{l,j} \in \{0, 1\}$ and encode it into a parameter vector $w = (w_1, \dots, w_k)$ via $w_l := \sum_{j=1}^t w_{l,j} 2^{-j} \in [0, 1)$. Regarding (l, j) as an element of \mathbb{R}^2 we construct Ψ so that it satisfies

$$\Psi((l, j), w) = w_{l,j}. \quad (1.42)$$

This is done in terms of an algorithm that uses only operations of the form specified in Thm.1.11: in order to extract the bit $w_{l,j}$ from w_l we repeat the following $j - 1$ times: we double the value, compare it to 1 and subtract 1 from it if it was not smaller than 1. In the j 'th step, we obtain the sought bit by again doubling the value. This procedure of doubling, comparing and conditionally subtracting and eventually returning an output terminates after $j \leq t$ iterations and thus requires $\mathcal{O}(t)$ elementary operations, as claimed.

Eq.(1.42) then ensures that $\mathcal{F}|_A = \{0, 1\}^A$ so that $VCdim(\mathcal{F}) \geq |A| = kt$. \square

Notes and literature VC-theory goes back to Vapnik and Chervonenkis [VC68, VC71, VC74]. In fact, [VC68] already introduces the growth function and what is now called VC-dimension and applies them to statistical learning theory. The combinatorial dichotomy of Thm.1.8 has been discovered and proven several times: a slightly weaker form was first announced by Vapnik and Chervonenkis in [VC68] and then proven and strengthened in [VC71, VC74]. Independently, Sauer, motivated by a question of Erdős, published it as a purely combinatorial result in [Sau72]. Shortly before that, Shelah's model theoretic work [She71] appeared, which is said to contain the result as well. The VC-dimension of geometric objects in \mathbb{R}^d was already studied (without yet having the concept of the 'VC-dimension' at hand) in the 1960's, in particular by Cover [Cov65]. Thm.1.9 goes back to [Dud78]. The sin-function example, Exp.1.8, is taken from the book by Anthony and Bartlett [AB99] who attribute its proof to Baxter and Long. Thms.1.10,1.11,1.12 are from [GJ95]. The bound in Eq.(1.41) was proven in [KM97] where Warren's upper bound [War68], which was used in [GJ95], was replaced by a similar bound from [Kho91] that

allows for more general functions.

1.7 Fundamental theorem of binary classification

In this section we collect the insights obtained so far and use them to prove what may be called the *fundamental theorem of binary classification*. For its formulation, denote by $\text{poly}(\frac{1}{\epsilon}, \frac{1}{\delta})$ the set of all functions of the form $(0, 1] \times (0, 1] \ni (\epsilon, \delta) \mapsto \nu(\epsilon, \delta) \in \mathbb{R}_+$ that are polynomial in $\frac{1}{\epsilon}$ and $\frac{1}{\delta}$.

Theorem 1.13: Fundamental theorem of binary classification

Let $\mathcal{F} \subseteq \{-1, 1\}^{\mathcal{X}}$ be any hypotheses class and $n = |S|$ the size of the training data set S , which is treated as a random variable, distributed according to some product probability measure P^n . Choose the risk function R to be the error probability. Then the following are equivalent:

1. **(Finite VC-dimension)** $\text{VCdim}(\mathcal{F}) < \infty$.
2. **(Uniform convergence)** There is a $\nu \in \text{poly}(\frac{1}{\epsilon}, \frac{1}{\delta})$ so that for all $(\epsilon, \delta) \in (0, 1]^2$ and all probability measures P we have

$$n \geq \nu(\epsilon, \delta) \quad \Rightarrow \quad \mathbb{P}_S \left[\exists h \in \mathcal{F} : |\hat{R}(h) - R(h)| \geq \epsilon \right] \leq \delta.$$

3. **(PAC learnability)** There is a $\nu \in \text{poly}(\frac{1}{\epsilon}, \frac{1}{\delta})$ and a learning algorithm that maps $S \mapsto h_S \in \mathcal{F}$ so that for all $(\epsilon, \delta) \in (0, 1]^2$ and all probability measures P we have

$$n \geq \nu(\epsilon, \delta) \quad \Rightarrow \quad \mathbb{P}_S \left[|R(h_S) - R_{\mathcal{F}}| \geq \epsilon \right] \leq \delta. \quad (1.43)$$

4. **(PAC learnability via ERM)** There is a $\nu \in \text{poly}(\frac{1}{\epsilon}, \frac{1}{\delta})$ so that for all $(\epsilon, \delta) \in (0, 1]^2$ and all probability measures P we have

$$n \geq \nu(\epsilon, \delta) \quad \Rightarrow \quad \mathbb{P}_S \left[|R(\hat{h}) - R_{\mathcal{F}}| \geq \epsilon \right] \leq \delta,$$

where $\hat{h} \in \mathcal{F}$ is an arbitrary empirical risk minimizer.

Proof. 1. \Rightarrow 2. is the content of Cor.1.6.

2. \Rightarrow 4.: Assuming uniform convergence, with probability at least $(1 - \delta)$ we have that $\forall h \in \mathcal{F} : |\hat{R}(h) - R(h)| \leq \frac{\epsilon}{2}$ if $n \geq \nu(\frac{\epsilon}{2}, \delta)$. By Eq.(1.7) this implies $R(\hat{h}) - R_{\mathcal{F}} \leq \epsilon$.

4. \Rightarrow 3. is obvious since the former is a particular instance of the latter.

3. \Rightarrow 1. is proven by contradiction: choose $\epsilon = \delta = 1/4$, $n = \nu(\epsilon, \delta)$ and suppose $\text{VCdim}(\mathcal{F}) = \infty$. Then for any $N \in \mathbb{N}$ there is a subset $\Xi \subseteq \mathcal{X}$ of size $|\Xi| = N$ such that $\mathcal{F}|_{\Xi} = \{-1, 1\}^{\Xi}$. Applying the no-free-lunch theorem to this space

we get that there is an $f : \Xi \rightarrow \{-1, 1\}$, which defines a probability density $P(x, y) := \mathbb{1}_{x \in \Xi \wedge f(x)=y}/N$ on $\mathcal{X} \times \{-1, 1\}$ with respect to which

$$\mathbb{E}_S [R(h_S)] \geq \frac{1}{2} \left(1 - \frac{n}{N}\right) \quad (1.44)$$

holds for an arbitrary learning algorithm, given by a mapping $S \mapsto h_S$. Using that $R(h_S)$ is itself a probability and thus bounded by one, we can bound

$$\mathbb{E}_S [R(h_S)] \leq 1 \cdot \mathbb{P}_S [R(h_S) \geq \epsilon] + \epsilon(1 - \mathbb{P}_S [R(h_S) \geq \epsilon]).$$

Together with Eq.(1.44) and $\epsilon = \frac{1}{4}$ this leads to $\mathbb{P}_S [R(h_S) \geq \frac{1}{4}] \geq \frac{1}{3} - \frac{2n}{3N}$, which for sufficiently large N contradicts $\delta = \frac{1}{4}$. \square

There is also a quantitative version of this theorem. In fact, the VC-dimension does not only lead to a bound on the necessary statistics, it precisely specifies the optimal scaling of ν . Let us denote by $\nu_{\mathcal{F}}$ the pointwise infimum of all functions ν taken i) over all functions for which the implication in Eq.(1.43) is true for all P and all (ϵ, δ) and ii) over all learning algorithms with range \mathcal{F} . $\nu_{\mathcal{F}}$ is called the *sample complexity* of \mathcal{F} and it can be shown that

$$\nu_{\mathcal{F}}(\epsilon, \delta) = \Theta \left(\frac{\text{VCdim}(\mathcal{F}) + \ln \frac{1}{\delta}}{\epsilon^2} \right). \quad (1.45)$$

Here, the asymptotic notation symbol Θ means that there are asymptotic upper and lower bounds that differ only by multiplicative constants (that are non-zero and finite).

Note that the scaling in $1/\delta$ is much better than required—logarithmic rather than polynomial. Hence, we could have formulated a stronger version of the fundamental theorem. However, requiring polynomial scaling is what is typically done in the general definition of PAC learnability.

What about generalizations to cases with $|\mathcal{Y}| > 2$? For both, classification (\mathcal{Y} discrete) and regression (\mathcal{Y} continuous), the concept of VC-dimension has been generalized and there exist various counterparts to the VC-dimension with similar implications. For the case of classification, the *graph dimension* d_G and the *Natarajan dimension* d_N are two useful generalizations that lead to quantitative bounds on the sample complexity of a hypotheses class with the error probability as risk function. In the binary case they both coincide with the VC-dimension, while in general

$$d_N \leq d_G \leq 4.67d_N \log_2 |\mathcal{Y}|. \quad (1.46)$$

Known bounds on the sample complexity $\nu_{\mathcal{F}}$ turn out to have still the form of Eq.(1.45) with the only difference that in the upper and lower bound the role of the VC-dimension is played by d_G and d_N , respectively.

Notes and literature The fundamental theorem Thm.1.13 goes back to [BEHW89]. An in-depth discussion can be found in [SSBD14] where quantitative versions of the theorem are proven. Optimal constants in the resulting sample-complexity bounds are investigated in [Han16] for the realizable case and in [KP19] for the agnostic case.

The relation between Natarajan dimension, graph dimension and learnability is studied in [BDCBHL95]. The logarithmic gap between these two dimensions, stated in Eq.(1.46), leads to the possibility of good and bad ERM learning algorithms (cf. [DSBDSS]).

In the case of regression, well-studied counterparts of the VC-dimension are *Pseudo and fat-shattering dimension* discussed in greater detail in Sec.1.10. For particular loss functions (e.g., the squared loss) Thm.1.13 then has a direct analogue, in the sense that under mild assumptions uniform convergence, finite fat-shattering dimension and PAC learnability are equivalent [BLW96]. In more general learning contexts, however, uniform convergence turns out to be a strictly stronger requirement than PAC learnability [SSSS10, DSBDSS].

1.8 Rademacher complexity

The approaches discussed so far were distribution independent. Growth function and VC-dimension, as well as its various generalizations, depend only on the hypotheses class \mathcal{F} and lead to PAC guarantees that are independent of the probability measures P . In this section we will consider an alternative approach and introduce the *Rademacher complexities*. These will not only depend on \mathcal{F} , but also on P or, alternatively, on the empirical distribution given by the data. This approach has several possible advantages compared to what we have discussed before. First, a data dependent approach may, in benign cases, provide better bounds than a distribution-free approach that has to cover the worst case as well. In spite of this, however, Rademacher complexity bounds are often used as an intermediate step in proving bounds that are again distribution independent. The second advantage of the Rademacher complexity approach is that it allows to go beyond binary classification and treat more general function classes that appear in classification or regression on an equal footing.

Definition 1.10 (Rademacher complexity). *Consider a set of real-valued functions $\mathcal{G} \subseteq \mathbb{R}^{\mathcal{Z}}$ and a vector $z \in \mathcal{Z}^n$. The empirical Rademacher complexity of \mathcal{G} w.r.t. z is defined as*

$$\hat{\mathcal{R}}(\mathcal{G}) := \mathbb{E}_{\sigma} \left[\sup_{g \in \mathcal{G}} \frac{1}{n} \sum_{i=1}^n \sigma_i g(z_i) \right], \quad (1.47)$$

where \mathbb{E}_{σ} denotes the expectation w.r.t. a uniform distribution of $\sigma \in \{-1, 1\}^n$. If the z_i 's are considered values of a vector of i.i.d. random variables $Z := (Z_1, \dots, Z_n)$, each distributed according to a probability measure P on \mathcal{Z} , then the Rademacher complexities of \mathcal{G} w.r.t. P are given by

$$\mathcal{R}_n(\mathcal{G}) := \mathbb{E}_Z \left[\hat{\mathcal{R}}(\mathcal{G}) \right]. \quad (1.48)$$

Note: The uniformly distributed σ_i 's are called *Rademacher variables*. Whenever we want to emphasize the dependence of $\hat{\mathcal{R}}(\mathcal{G})$ on $z \in \mathcal{Z}^n$, we will write

$\hat{\mathcal{R}}_z(\mathcal{G})$. Similarly, we occasionally write $\mathcal{R}_{n,P}(\mathcal{G})$ to make the dependence on P explicit. We will tacitly assume that all functions are measurable.

The richer the function class \mathcal{G} , the larger the (empirical) Rademacher complexity. If we define $g(z) := (g(z_1), \dots, g(z_n))$ and write

$$\hat{\mathcal{R}}(\mathcal{G}) = \frac{1}{n} \mathbb{E}_\sigma \left[\sup_{g \in \mathcal{G}} \langle \sigma, g(z) \rangle \right],$$

we see that the (empirical) Rademacher complexity measures how well the function class \mathcal{G} can ‘match Rademacher noise’. If for a random sign pattern σ there is always a function in \mathcal{G} that is well aligned with σ in the sense that the inner product $\langle \sigma, g(z) \rangle$ is large, the Rademacher complexity will be large. Clearly, this might become more and more difficult when the number n of considered points is increased, which means that $\mathcal{R}_n(\mathcal{G})$ is expected to be a decreasing function of n .

Some first insight into the n -dependence of the Rademacher complexity can be obtained by putting function classes aside for the moment and applying the concept of the Rademacher complexity to any subset A of \mathbb{R}^n . In analogy with the foregoing definition set

$$\mathcal{R}_n(A) := \frac{1}{n} \mathbb{E}_\sigma \left[\sup_{x \in A} \langle \sigma, x \rangle \right], \quad (1.49)$$

where the expectation is again over a uniformly distributed random variable $\sigma \in \{-1, 1\}^n$.

Example 1.9 (Rademacher complexities of l_p -unit balls).

The Rademacher complexity for $B_p := \{x \in \mathbb{R}^n \mid \|x\|_p \leq 1\}$, $p \in [1, \infty]$ can be computed with the help of Hölder’s inequality. In fact, with $q^{-1} + p^{-1} = 1$ we have that $\sup_{x \in B_p} \langle \sigma, x \rangle \leq \|\sigma\|_q = n^{1/q}$ holds with equality since we can choose $x = \sigma / \|\sigma\|_p$. So $\mathcal{R}_n(B_p) = n^{-1/p}$.

Lemma 1.11 (Massart’s Lemma [Mas00]). *Let A be a finite subset of \mathbb{R}^n that is contained in a Euclidean ball of radius r . Then*

$$\mathcal{R}_n(A) \leq \frac{r}{n} \sqrt{2 \ln |A|}. \quad (1.50)$$

Proof. W.l.o.g. we can assume that the center of the ball is at the origin since Eq.(1.50) is unaffected by a translation. We introduce a parameter $\lambda > 0$ to be chosen later and first compute an upper bound for the rescaled set λA :

$$\mathbb{E}_\sigma \left[\max_{a \in \lambda A} \sum_{i=1}^n \sigma_i a_i \right] \leq \mathbb{E}_\sigma \left[\ln \sum_{a \in \lambda A} e^{\sigma \cdot a} \right] \leq \ln \mathbb{E}_\sigma \left[\sum_{a \in \lambda A} e^{\sigma \cdot a} \right] \quad (1.51)$$

$$= \ln \sum_{a \in \lambda A} \prod_{i=1}^n \frac{e^{a_i} + e^{-a_i}}{2} \quad (1.52)$$

$$\leq \ln \sum_{a \in \lambda A} e^{\|a\|_2^2 / 2} \leq \frac{1}{2} r^2 \lambda^2 + \ln |A|. \quad (1.53)$$

Here, the first step is most easily understood when taking the exponential on both sides of the inequality for a fixed value of σ . Then the first inequality in Eq.(1.51) reduces to the statement that the maximum over positive numbers can be upper bounded by their sum. The second inequality uses concavity of the logarithm together with Jensen's inequality Eq.(A.8). Eq. (1.52) uses that the σ_i 's are independently and uniformly distributed. The step to Eq.(1.53) exploits that $e^x + e^{-x} \leq 2e^{x^2/2}$ holds for all $x \in \mathbb{R}$. The final inequality then bounds the sum by its maximal element multiplied by the number of terms.

We then obtain the claimed result by inserting $\lambda = \sqrt{2 \ln |A|}/r$ into

$$\mathbb{E}_\sigma \left[\max_{a \in A} \sum_{i=1}^n \sigma_i a_i \right] \leq \left(\frac{1}{2} r^2 \lambda^2 + \ln |A| \right) / \lambda.$$

□

Since Massart's Lemma does not use any structure within the considered set, the obtained bound can be quite loose in some cases. An example would be the l_1 -unit ball for which $\mathcal{R}_m(B_1) = 1/n$ despite the fact that it is contained in B_2 and contains infinitely many points.

Let us return to function classes. The main tool that makes Rademacher complexities appear in the discussion of uniform laws of large numbers is a 'symmetrization' argument that introduces a second sample like in the following Lemma:

Lemma 1.12 (Ghost sample symmetrization). *Let $Z := (Z_1, \dots, Z_n)$ be i.i.d. random variables with values in \mathcal{Z} and $\mathcal{G} \subseteq \mathbb{R}^{\mathcal{Z}}$. For each $g \in \mathcal{G}$ define $\hat{R}(g) := \frac{1}{n} \sum_{i=1}^n g(Z_i)$ and $R(g) := \mathbb{E}_Z[\hat{R}(g)]$. Then*

$$\mathbb{E}_Z \left[\sup_{g \in \mathcal{G}} (R(g) - \hat{R}(g)) \right] \leq \mathbb{E} \left[\sup_{g \in \mathcal{G}} (\hat{R}'(g) - \hat{R}(g)) \right] \leq 2 \mathbb{E}_Z \left[\sup_{g \in \mathcal{G}} |R(g) - \hat{R}(g)| \right],$$

where $\hat{R}'(g)$ is the sample average taken over an i.i.d. copy Z' of Z and $\mathbb{E} = \mathbb{E}_{ZZ'}$ is the expectation w.r.t. both copies.

Proof. Using that $R(g) = \mathbb{E}_{Z'}[\hat{R}'(g)]$ we can write

$$\mathbb{E}_Z \left[\sup_{g \in \mathcal{G}} (R(g) - \hat{R}(g)) \right] = \mathbb{E}_Z \left[\sup_{g \in \mathcal{G}} \mathbb{E}_{Z'} [\hat{R}'(g) - \hat{R}(g)] \right] \quad (1.54)$$

$$\leq \mathbb{E}_{ZZ'} \left[\sup_{g \in \mathcal{G}} (\hat{R}'(g) - \hat{R}(g)) \right]. \quad (1.55)$$

To show the second inequality of the Lemma, we first add and subtract $R(g)$ and split the supremum into two so that we can upper bound Eq.(1.55) by

$$\mathbb{E}_{Z'} \left[\sup_{g \in \mathcal{G}} (\hat{R}'(g) - R(g)) \right] + \mathbb{E}_Z \left[\sup_{g \in \mathcal{G}} (R(g) - \hat{R}(g)) \right] \leq 2 \mathbb{E}_Z \left[\sup_{g \in \mathcal{G}} |R(g) - \hat{R}(g)| \right].$$

□

An interesting property of the central term that involves the difference of the two sample averages in Lemma 1.12 is that it is invariant under flipping the sign since Z and Z' are identically distributed. We will now exploit this freedom to bound the expected worst-case deviation of the mean from the sample-average in terms of the Rademacher complexity:

Theorem 1.14: Rademacher bounds

Let $Z := (Z_1, \dots, Z_n)$ be i.i.d. random variables in \mathcal{Z} that determine the Rademacher complexity $\mathcal{R}_n(\mathcal{G})$ of $\mathcal{G} \subseteq \mathbb{R}^{\mathcal{Z}}$. For each $g \in \mathcal{G}$ define $\hat{R}(g) := \frac{1}{n} \sum_{i=1}^n g(Z_i)$ and $R(g) := \mathbb{E}_Z[\hat{R}(g)]$. Then

$$\mathbb{E}_Z \left[\sup_{g \in \mathcal{G}} (R(g) - \hat{R}(g)) \right] \leq 2 \mathcal{R}_n(\mathcal{G}). \quad (1.56)$$

Conversely, if $|g(z)| \leq c$ for all $g \in \mathcal{G}, z \in \mathcal{Z}$, then

$$\mathbb{E}_Z \left[\sup_{g \in \mathcal{G}} |R(g) - \hat{R}(g)| \right] \geq \frac{1}{2} \mathcal{R}_n(\mathcal{G}) - c \sqrt{\frac{\ln 2}{2n}}. \quad (1.57)$$

Proof. Eq.(1.56) can be proven via Lemma 1.12: if $\sigma_i = 1$, then the inequality

$$\mathbb{E}_Z \left[\sup_{g \in \mathcal{G}} (R(g) - \hat{R}(g)) \right] \leq \frac{1}{n} \mathbb{E}_{ZZ'} \left[\sup_{g \in \mathcal{G}} \sum_{i=1}^n \sigma_i (g(Z'_i) - g(Z_i)) \right], \quad (1.58)$$

is nothing but the first inequality of Lemma 1.12. As Z_i and Z'_i are identically distributed, Eq.(1.58) remains valid for any $\sigma \in \{-1, 1\}^n$. Eq.(1.58) can be further bounded by taking the expectation value \mathbb{E}_σ w.r.t. uniformly distributed Rademacher variables and then separating the supremum into two, leading to an upper bound of the form $\mathcal{R}_n(\mathcal{G}) + \mathcal{R}_n(-\mathcal{G}) = 2 \mathcal{R}_n(\mathcal{G})$, as claimed.

In order to prove Eq.(1.57) we start with the observation that $\mathcal{R}_n(\mathcal{G})$ can be bounded from above by adding and subtracting $R(g)$ inside the supremum and then separating terms so that

$$\mathcal{R}_n(\mathcal{G}) \leq \mathbb{E} \left[\sup_{g \in \mathcal{G}} \frac{1}{n} \sum_{i=1}^n \sigma_i (g(Z_i) - R(g)) \right] + \mathbb{E} \left[\sup_{g \in \mathcal{G}} \frac{1}{n} \sum_{i=1}^n \sigma_i R(g) \right]. \quad (1.59)$$

The first term in Eq.(1.59) can be bounded following the steps in the proof of Lemma 1.12 by $2\mathbb{E}_Z \left[\sup_{g \in \mathcal{G}} |R(g) - \hat{R}(g)| \right]$. For the second term in Eq.(1.59) we use the uniform boundedness of \mathcal{G} so that

$$\mathbb{E} \left[\sup_{g \in \mathcal{G}} \frac{1}{n} \sum_{i=1}^n \sigma_i R(g) \right] \leq \frac{c}{n} \mathbb{E} \left| \sum_{i=1}^n \sigma_i \right| = c \mathcal{R}_n(A), \quad (1.60)$$

with the two-element-set $A := \{(-1, \dots, -1), (1, \dots, 1)\}$ to which Massart's Lemma Lem. 1.11 can be applied (using $r = \sqrt{n}$). Inserting into Eq.(1.59), rearranging terms and dividing by 2 then completes the proof. \square

Since this theorem provides an upper and a lower bound in terms of the Rademacher complexity, it enables the following necessary and sufficient condition for a uniform law of large numbers to hold:

Corollary 1.13. *For any function class $\mathcal{G} \subseteq [-c, c]^{\mathcal{Z}}$ with $\mathcal{G}_{\pm} := \mathcal{G} \cup (-\mathcal{G})$ the following equivalence holds for $n \rightarrow \infty$:*

$$\mathbb{E}_Z \left[\sup_{g \in \mathcal{G}} |R(g) - \hat{R}(g)| \right] \rightarrow 0 \quad \Leftrightarrow \quad \mathcal{R}_n(\mathcal{G}_{\pm}) \rightarrow 0. \quad (1.61)$$

Proof. The only step on top of Thm.1.14 is the use of \mathcal{G}_{\pm} instead of \mathcal{G} , which effectively establishes absolute values inside the supremum of Eq.(1.56). \square

Another application of the symmetrization technique of Lem.1.12 together with Massart's Lemma Lem.1.11 is the following in-expectation generalization bound for finite function classes:

Corollary 1.14. *Let $\mathcal{F} \subseteq \mathcal{Y}^{\mathcal{X}}$ be finite and $L : \mathcal{Y} \times \mathcal{Y} \rightarrow [0, 1]$ a loss function. If S is an i.i.d. sample of size n , then*

$$\mathbb{E}_S \left[\max_{h \in \mathcal{F}} \{R(h) - \hat{R}(h)\} \right] \leq \sqrt{\frac{2 \ln |\mathcal{F}|}{n}}. \quad (1.62)$$

Proof. With $\mathcal{G} := \{g \in \mathbb{R}^{\mathcal{X} \times \mathcal{Y}} | \exists h \in \mathcal{F} : g((x, y)) = L(y, h(x))\}$, $Z_i := (X_i, Y_i)$ the use of Eq.(1.58) leads to

$$\mathbb{E}_S \left[\max_{h \in \mathcal{F}} \{R(h) - \hat{R}(h)\} \right] \leq \frac{1}{n} \mathbb{E}_{ZZ'} \left[\sup_{g \in \mathcal{G}} \sum_{i=1}^n \sigma_i (g(Z'_i) - g(Z_i)) \right].$$

If we average over the Rademacher variables $\sigma_i \in \{-1, 1\}$ and use $|\mathcal{G}| \leq |\mathcal{F}|$ and $(g(Z'_i) - g(Z_i)) \in [-1, 1]$ we can apply Massart's Lemma Lem.1.11 with $r = \sqrt{n}$, which leads to the claimed result. \square

It should be noticed that, in contrast to the bounds of the previous sections that depend on the growth function or VC-dimension, the Rademacher-complexity bounds of Thm.1.14 and Cor.1.13 do depend on the underlying distribution. They are uniform over the function class, but not w.r.t. P .

Another difference is that, so far, we have considered Rademacher bounds merely 'in expectation' and not 'with high probability' (i.e. in the form of PAC bounds). The central tool that enables these stronger bounds in terms of Rademacher complexities is the following concentration inequality, which can be seen as a refinement of Hoeffding's inequality:

Lemma 1.15 (McDiarmid's inequality[McD89]). *Let $(Z_1, \dots, Z_n) = Z$ be a finite sequence of independent random variables, each with values in \mathcal{Z} and $\varphi : \mathcal{Z}^n \rightarrow \mathbb{R}$ a measurable function such that $|\varphi(z) - \varphi(z')| \leq \nu_i$ whenever z and z' only differ in the i 'th coordinate. Then for every $\epsilon > 0$*

$$\mathbb{P}[\varphi(Z) - \mathbb{E}[\varphi(Z)] \geq \epsilon] \leq \exp \left[-\frac{2\epsilon^2}{\sum_{i=1}^n \nu_i^2} \right]. \quad (1.63)$$

Note: the same inequality holds with $\varphi(Z)$ and $\mathbb{E}[\varphi(Z)]$ interchanged. This can be seen by replacing φ with $-\varphi$.

Our first application of this inequality is to prove that the Rademacher complexity is close to its empirical counterpart. This will imply that the Rademacher complexity can, at least in principle, be estimated reliably from the data and that no additional knowledge about P is required.

Lemma 1.16 (Rademacher vs. empirical Rademacher complexity). *Let $\mathcal{G} \subseteq [a, b]^{\mathcal{Z}}$ be a set of real-valued functions. Then for every $\epsilon > 0$ and any product probability measure P^n on \mathcal{Z}^n it holds that*

$$\mathbb{P}_{\mathcal{Z}} \left[(\mathcal{R}_n(\mathcal{G}) - \hat{\mathcal{R}}_{\mathcal{Z}}(\mathcal{G})) \geq \epsilon \right] \leq \exp - \frac{2n\epsilon^2}{(b-a)^2}. \quad (1.64)$$

Proof. Define $\varphi : \mathcal{Z}^n \rightarrow \mathbb{R}$ as $\varphi(z) := \hat{\mathcal{R}}_z(\mathcal{G})$, which implies $\mathbb{E}[\varphi(Z)] = \mathcal{R}_n(\mathcal{G})$. Let $z, z' \in \mathcal{Z}^n$ be a pair that differs in only one component. Then $\sup_{g \in \mathcal{G}} \sum_i \sigma_i g(z_i)$ changes by at most $|b-a|$ if we replace z by z' . Consequently,

$$|\varphi(z) - \varphi(z')| = |\hat{\mathcal{R}}_z(\mathcal{G}) - \hat{\mathcal{R}}_{z'}(\mathcal{G})| \leq \frac{|b-a|}{n}, \quad (1.65)$$

and we can apply McDiarmid's inequality to obtain the stated result. \square

Now we are prepared for the main result of this section and can prove a PAC-type guarantee based on (empirical) Rademacher complexities:

Theorem 1.15: PAC-type bound via Rademacher complexities

Consider arbitrary spaces \mathcal{X}, \mathcal{Y} , a hypotheses class $\mathcal{F} \subseteq \mathcal{Y}^{\mathcal{X}}$, a loss function $L : \mathcal{Y} \times \mathcal{Y} \rightarrow [0, c]$ and define $\mathcal{Z} := \mathcal{X} \times \mathcal{Y}$ and $\mathcal{G} := \{(x, y) \mapsto L(y, h(x)) \mid h \in \mathcal{F}\} \subseteq [0, c]^{\mathcal{Z}}$. For any $\delta > 0$ and any probability measure P on \mathcal{Z} we have with probability at least $(1 - \delta)$ w.r.t. repeated sampling of P^n -distributed training data $S \in \mathcal{Z}^n$: all $h \in \mathcal{F}$ satisfy

$$R(h) - \hat{R}(h) \leq 2\mathcal{R}_n(\mathcal{G}) + c\sqrt{\frac{\ln \frac{1}{\delta}}{2n}}, \quad \text{and} \quad (1.66)$$

$$R(h) - \hat{R}(h) \leq 2\hat{\mathcal{R}}_S(\mathcal{G}) + 3c\sqrt{\frac{\ln \frac{2}{\delta}}{2n}}. \quad (1.67)$$

Proof. Defining $\varphi : \mathcal{Z}^n \rightarrow \mathbb{R}$ as $\varphi(S) := \sup_{h \in \mathcal{F}} (R(h) - \hat{R}(h))$, we can apply McDiarmid's inequality to φ with $\nu_i = \frac{c}{n}$ and obtain

$$\mathbb{P}_S [\varphi(S) - \mathbb{E}_S [\varphi(S)] \geq \epsilon] \leq e^{-2n\epsilon^2/c^2}.$$

Setting the r.h.s. equal to δ and solving for ϵ then gives that with probability at least $1 - \delta$ we have

$$\sup_{h \in \mathcal{F}} (R(h) - \hat{R}(h)) \leq \mathbb{E}_S [\varphi(S)] + c \sqrt{\frac{\ln \frac{1}{\delta}}{2n}}. \quad (1.68)$$

It remains to upper bound the expectation on the right. To this end, we will again introduce a second sample S' that is an i.i.d. copy of S . Then

$$\begin{aligned} \mathbb{E}_S [\varphi(S)] &= \mathbb{E}_S \left[\sup_{h \in \mathcal{F}} \frac{1}{n} \sum_{i=1}^n \mathbb{E}_{S'} [L(Y'_i, h(X'_i)) - L(Y_i, h(X_i))] \right] \\ &\leq \mathbb{E}_{SS'} \left[\sup_{h \in \mathcal{F}} \frac{1}{n} \sum_{i=1}^n L(Y'_i, h(X'_i)) - L(Y_i, h(X_i)) \right] \\ &= \mathbb{E}_{SS'} \mathbb{E}_\sigma \left[\sup_{h \in \mathcal{F}} \frac{1}{n} \sum_{i=1}^n \sigma_i (L(Y'_i, h(X'_i)) - L(Y_i, h(X_i))) \right] \\ &\leq 2 \mathbb{E}_S \mathbb{E}_\sigma \left[\sup_{h \in \mathcal{F}} \frac{1}{n} \sum_{i=1}^n \sigma_i L(Y_i, h(X_i)) \right] = 2\mathcal{R}_n(\mathcal{G}), \end{aligned}$$

where between the second and third line we have used that multiplication with $\sigma_i = -1$ amounts to interchanging $(X_i, Y_i) \leftrightarrow (X'_i, Y'_i)$, which has no effect as these are i.i.d. random variables. This proves Eq.(1.66). In order to obtain Eq.(1.67) note that by Lemma 1.16 with probability at least $1 - \delta/2$ we have

$$\mathcal{R}_n(\mathcal{G}) \leq \hat{\mathcal{R}}(\mathcal{G}) + c \sqrt{\frac{\ln \frac{2}{\delta}}{2n}}.$$

Combining this via the union bound with Eq.(1.66), where the latter is also applied to $\delta/2$ instead of δ , then yields the desired result. \square

When applying the previous theorem to the case of binary classification, one can replace the Rademacher complexities of \mathcal{G} by those of the hypotheses class \mathcal{F} :

Lemma 1.17 (Rademacher complexities for binary classification). *Consider a hypotheses class $\mathcal{F} \subseteq \{-1, 1\}^{\mathcal{X}}$, $L(y, y') := \mathbb{1}_{y \neq y'}$ as loss function and $\mathcal{G} := \{(x, y) \mapsto L(y, h(x)) \mid h \in \mathcal{F}\}$. Denote the restriction of $S = ((x_i, y_i))_{i=1}^n \in (\mathcal{X} \times \{-1, 1\})^n$ to \mathcal{X} by $S_{\mathcal{X}} := (x_i)_{i=1}^n$. For any probability measure P on $\mathcal{X} \times \{-1, 1\}$ with marginal p on \mathcal{X} we have*

$$\hat{\mathcal{R}}_S(\mathcal{G}) = \frac{1}{2} \hat{\mathcal{R}}_{S_{\mathcal{X}}}(\mathcal{F}) \quad \text{and} \quad \mathcal{R}_{n,P}(\mathcal{G}) = \frac{1}{2} \mathcal{R}_{n,p}(\mathcal{F}). \quad (1.69)$$

Proof. The second equation is obtained from the first by taking the expectation

value. The first is obtained by exploiting that $L(y, h(x)) = (1 - yh(x))/2$. Then

$$\begin{aligned}\hat{\mathcal{R}}_S(\mathcal{G}) &= \mathbb{E}_\sigma \left[\sup_{h \in \mathcal{F}} \frac{1}{n} \sum_{i=1}^n \sigma_i (1 - y_i h(x_i)) / 2 \right] \\ &= \frac{1}{2} \mathbb{E}_\sigma \left[\sup_{h \in \mathcal{F}} \frac{1}{n} \sum_{i=1}^n \sigma_i h(x_i) \right] = \frac{1}{2} \hat{\mathcal{R}}_{S_x}(\mathcal{F}),\end{aligned}$$

where we have used that $\mathbb{E}_\sigma[\sigma_i] = 0$ and that the distributions of $-\sigma_i y_i$ and σ_i are the same. \square

If, similar to the last part of the proof, we use that σ_i and $-\sigma_i$ are equally distributed, we can write

$$\hat{\mathcal{R}}_{S_x}(\mathcal{F}) = \mathbb{E}_\sigma \left[\sup_{h \in \mathcal{F}} \frac{1}{n} \sum_{i=1}^n -\sigma_i h(x_i) \right] = -\mathbb{E}_\sigma \left[\inf_{h \in \mathcal{F}} \frac{1}{n} \sum_{i=1}^n \sigma_i h(x_i) \right].$$

Hence, computing the empirical Rademacher complexity is an optimization problem similar to empirical risk minimization—so it may be hard. The Rademacher complexity \mathcal{R}_n itself depends on an unknown distribution and is therefore difficult to estimate as well. However, it can be bounded for instance in the discrete or binary case in terms of the growth function or the VC-dimension, respectively. More specifically,

$$\mathcal{R}_n(\mathcal{F}) \leq \sqrt{\frac{2 \ln \Gamma(n)}{n}} \quad \text{and} \quad \mathcal{R}_n(\mathcal{F}) \leq C \sqrt{\frac{\text{VCdim}(\mathcal{F})}{n}}, \quad (1.70)$$

for some universal constant C . These inequalities will be proven in Cor.1.18 and Cor.1.25.

Before going there, let us collect some properties of the Rademacher complexities that turn out to be useful for their application and estimation.

Theorem 1.16: Properties of Rademacher complexities

Let $\mathcal{G}, \mathcal{G}_1, \mathcal{G}_2 \subseteq \mathbb{R}^{\mathcal{Z}}$ be classes of real-valued functions on \mathcal{Z} and $z \in \mathcal{Z}^n$. The following holds for the empirical Rademacher complexities w.r.t. z :

1. If $c \in \mathbb{R}$, then $\hat{\mathcal{R}}(c\mathcal{G}) = |c| \hat{\mathcal{R}}(\mathcal{G})$.
2. $\mathcal{G}_1 \subseteq \mathcal{G}_2$ implies $\hat{\mathcal{R}}(\mathcal{G}_1) \leq \hat{\mathcal{R}}(\mathcal{G}_2)$.
3. $\hat{\mathcal{R}}(\mathcal{G}_1 + \mathcal{G}_2) = \hat{\mathcal{R}}(\mathcal{G}_1) + \hat{\mathcal{R}}(\mathcal{G}_2)$.
4. $\hat{\mathcal{R}}(\mathcal{G}) = \hat{\mathcal{R}}(\text{conv } \mathcal{G})$, where conv denotes the convex hull.
5. If $\varphi : \mathbb{R} \rightarrow \mathbb{R}$ is L -Lipschitz, then $\hat{\mathcal{R}}(\varphi \circ \mathcal{G}) \leq L \hat{\mathcal{R}}(\mathcal{G})$.

Proof. (sketch) 1.-3. follow immediately from the definition.

4. follows from the simple observation that

$$\sup_{\lambda \in \mathbb{R}_+^m, \|\lambda\|_1=1} \sum_{i=1}^n \sum_{l=1}^m \lambda_l \sigma_i g_l(z_i) = \max_{l \in \{1, \dots, m\}} \sum_{i=1}^n \sigma_i g_l(z_i).$$

5. Define $V := \{v \in \mathbb{R}^n \mid \exists g \in \mathcal{G} \forall i : v_i = g(z_i)\}$. Then

$$n\hat{\mathcal{R}}(\varphi \circ \mathcal{G}) = \mathbb{E}_\sigma \left[\sup_{v \in V} \sum_{i=1}^n \sigma_i \varphi(v_i) \right] \quad (1.71)$$

$$\begin{aligned} &= \frac{1}{2} \mathbb{E}_{\sigma_2, \dots, \sigma_n} \left[\sup_{v, v' \in V} \varphi(v_1) - \varphi(v'_1) + \sum_{i=2}^n \sigma_i (\varphi(v_i) + \varphi(v'_i)) \right] \\ &\leq \frac{1}{2} \mathbb{E}_{\sigma_2, \dots, \sigma_n} \left[\sup_{v, v' \in V} L|v_1 - v'_1| + \sum_{i=2}^n \sigma_i (\varphi(v_i) + \varphi(v'_i)) \right] \\ &= \mathbb{E}_\sigma \left[\sup_{v \in V} L\sigma_1 v_1 + \sum_{i=2}^n \sigma_i \varphi(v_i) \right], \end{aligned} \quad (1.72)$$

where in the last step we used that the absolute value can be dropped since the expression is invariant w.r.t. interchanging $v \leftrightarrow v'$. Repeating the above steps for the other $n - 1$ components then leads to the claimed result. \square

Remark: sometimes the definition of the (empirical) Rademacher complexity in the literature differs from the one in Eqs.(1.47, 1.48) and the absolute value is taken, i.e., the empirical quantity is defined as $\mathbb{E}_\sigma [\sup_g |\sum_i \sigma_i g(x_i)|]$ instead. In this case Thm.1.16 essentially still holds with small variations: then 3. becomes an inequality ' \leq ' and 5. requires in addition that $\varphi(-z) = -\varphi(z)$ (see [APHST07]).

We will finally prove the claimed relation between the Rademacher complexities and the growth function of a function class:

Corollary 1.18 (Growth function bound on Rademacher complexity). *Let $\mathcal{Y} \subset \mathbb{R}$ be a finite set of real numbers of modulus at most $c > 0$. The Rademacher complexity of any function class $\mathcal{G} \subseteq \mathcal{Y}^{\mathcal{X}}$ can then be bounded in terms of its growth function by*

$$\mathcal{R}_n(\mathcal{G}) \leq c \sqrt{\frac{2 \ln \Gamma(n)}{n}}. \quad (1.73)$$

Proof. The statement follows directly from Massart's Lemma (Lem. 1.11) together with the fact that $\|z\|_2 \leq c\sqrt{n}$ if $z := (g(x_1), \dots, g(x_n))$ for some $g \in \mathcal{G}$ and $x \in \mathcal{X}^n$. Using $r := c\sqrt{n}$ in Massart's Lemma then gives

$$\begin{aligned} \mathcal{R}_n(\mathcal{G}) &= \mathbb{E}_Z \mathbb{E}_\sigma \sup_{g \in \mathcal{G}} \frac{1}{n} \sum_{i=1}^n \sigma_i g(x_i) \\ &\leq \frac{r}{n} \sqrt{2 \ln \Gamma(n)} = c \sqrt{\frac{2 \ln \Gamma(n)}{n}}. \end{aligned}$$

□

Notes and literature Rademacher averages are a frequently used tool for instance in the field of Banach space geometry [Pis89, TJ89]. In the context of learning theory, they were introduced and investigated around 2000 [KP00, Mas00, BM02]. Instead of using ± 1 -valued random variables, one can alternatively use Gaussian random variables [BM02] or so-called *Steinhaus variables* that are distributed uniformly over the complex unit circle. A refinement of the concept of the Rademacher complexity is the *local Rademacher complexity* [BBM05]. This approach restricts the class of functions by considering only those that perform sufficiently well on the empirical data set.

1.9 Covering numbers

Rademacher complexities, growth function and VC dimension all exploit some form of discretization in order to quantify the complexity of a function class. In this section, we will follow an approach that makes this more explicit: we quantify the complexity of a function class directly in terms of the minimal number of discretization points that is necessary to approximate any function in the class to a given degree. The obtained covering and packing numbers will then turn out to be a useful tool for deriving generalization bounds. For instance, in generalizing the concept of the growth function or in enabling improved bounds on Rademacher complexities.

Definition 1.19 (Coverings and packings). *Let (\mathcal{M}, d) be a pseudometric space⁶, $A, B \subseteq \mathcal{M}$ and $\epsilon > 0$.*

- *A is called ϵ -cover of B if $\forall b \in B \exists a \in A : d(a, b) \leq \epsilon$. It is called an internal cover if in addition $A \subseteq B$. The ϵ -covering number of B , denoted by $N(\epsilon, B)$, is the smallest cardinality of any ϵ -cover of B . If only internal covers are considered, we will write $N_{in}(\epsilon, B)$.*
- *$A \subseteq B$ is called an ϵ -packing of B if $a, b \in A \Rightarrow d(a, b) > \epsilon$. The ϵ -packing number of B , denoted by $M(\epsilon, B)$, is the largest cardinality of any ϵ -packing of B .*

Note that by definition $N_{in}(\epsilon, B) \geq N(\epsilon, B)$. In fact, all those numbers are closely related:

Lemma 1.20 (Packing vs. covering). *For every pseudometric space (\mathcal{M}, d) and $B \subseteq \mathcal{M}$:*

$$N(\epsilon/2, B) \geq M(\epsilon, B) \geq N_{in}(\epsilon, B).$$

Proof. Assume that $A \subseteq B$ is a maximal ϵ -packing of B , i.e. such that no more point can be added to A without violating the ϵ -packing property. Then for

⁶A pseudometric space lacks only one property to a metric space: distinct points are not required to have distance zero.

every $b \in B$ there is an $a \in A$ s.t. $d(a, b) \leq \epsilon$. Hence, A is an internal ϵ -cover of B and therefore $M(\epsilon, B) \geq N_{in}(\epsilon, B)$.

Conversely, let C be a smallest $\epsilon/2$ -cover of B , i.e. $|C| = N(\epsilon/2, B)$. If A is an ϵ -packing of B , then the ball $\{b \in B \mid d(c, b) < \epsilon/2\}$ around any $c \in C$ contains at most one element from A : if there were two elements $a, a' \in A$, then $d(a, a') \leq d(a, c) + d(c, a') < \epsilon$ would contradict the ϵ -packing assumption. So $|C| \geq |A|$ and thus $N(\epsilon/2, B) \geq M(\epsilon, B)$. \square

One way of thinking about these numbers in terms of the number of bits that are required to specify any point up to a given error:

Proposition 1.21 (Information encoding vs. covering numbers). *Let A be a subset of a metric space (M, d) and $\beta(\epsilon, A)$ the smallest number of bits sufficient to specify every $a \in A$ up to an error of at most ϵ in the metric. That is, the smallest n , such that there is a $\gamma : \{0, 1\}^n \rightarrow A$ so that $\forall a \in A \exists b \in \{0, 1\}^n : d(\gamma(b), a) \leq \epsilon$. Then*

$$\log_2 N(\epsilon, A) \leq \beta(\epsilon, A) \leq \lceil \log_2 M(\epsilon, A) \rceil.$$

Proof. If $n = \beta(\epsilon, A)$, then there is an assignment $A \ni a \mapsto \gamma(b(a))$ that is ϵ -close to a . Hence, the range of γ is an ϵ -cover of A , which implies $N(\epsilon, A) \leq 2^n$ proving the lower bound.

For the upper bound, assume that $\{x_1, \dots, x_M\} \subseteq A$ is a maximal ϵ -packing of A and set $n := \lceil \log_2 M \rceil$. Then we can choose $b = b(a)$ to be the binary representation of $i = \operatorname{argmin}_i d(a, x_i)$ and define $\gamma(b) := x_i$. If there would be an a with $d(\gamma(b), a) > \epsilon$, by construction, $d(x_j, a) > \epsilon$ had to hold for all j , which contradicts the assumption that we started with a maximal ϵ -packing. \square

Example 1.10 (Norm balls in \mathbb{R}^d). Let $\|\cdot\|$ be any norm on \mathbb{R}^d , $B_r(x) := \{z \in \mathbb{R}^d \mid \|z - x\| \leq r\}$ and $\{x_1, \dots, x_M\} \subset \mathbb{R}^d$ a maximal ϵ -packing of $B_r(0)$. That is, w.r.t. the metric induced by the norm we have $M = M(\epsilon, B_r(0))$. Then the balls $B_{\epsilon/2}(x_i)$ are mutually disjoint and lie inside $B_{r+\epsilon/2}(0)$. If $v := \operatorname{vol}(B_1(0))$ is the volume (i.e., Lebesgue measure) of the unit ball, then $\operatorname{vol}(B_{\epsilon/2}(x_i)) = (\epsilon/2)^d v$ and $\operatorname{vol}(B_{r+\epsilon/2}(0)) = (r + \epsilon/2)^d v$. So under the assumption that $\epsilon \leq r$ we obtain the bound:

$$M(\epsilon, B_r(0)) \leq \frac{(r + \epsilon/2)^d v}{(\epsilon/2)^d v} \leq \left(\frac{3r}{\epsilon}\right)^d. \quad (1.74)$$

In a similar way, we can obtain a lower bound from the simple fact that the volume of $B_r(0)$ is upper bounded by the volume of an ϵ -ball times the ϵ -covering number $N(\epsilon, B_r(0))$. Hence,

$$N(\epsilon, B_r(0)) \geq \left(\frac{r}{\epsilon}\right)^d.$$

This example exhibits a typical behavior of covering and packing numbers: the ϵ -packing number of a bounded object B of algebraic dimension d typically

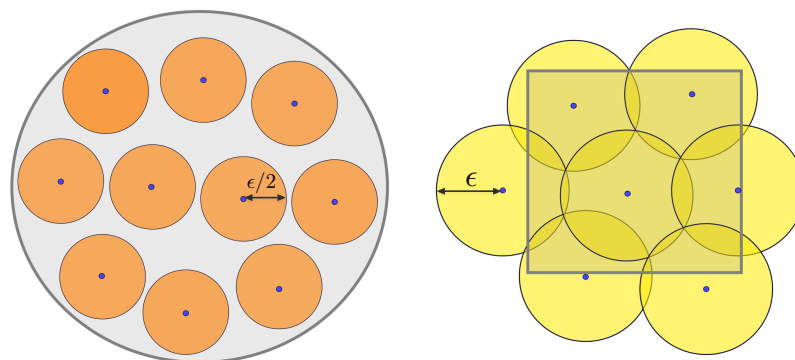


Figure 1.3: Left: the set of blue points forms an ϵ -packing of the gray disk—the $\epsilon/2$ -balls around them are non-intersecting. Right: an ϵ -cover of the gray square. The cover is not internal.

scales as⁷

$$\ln M(\epsilon, B) \sim d \ln \frac{1}{\epsilon}.$$

One of the central observations when using covering and packing numbers in the context of statistical learning theory is that this relation still holds when the algebraic dimension is replaced by a combinatorial dimension, such as the VC-dimension. One bound of this type is the content of the subsequent Lemma. In order to state it, we first need to introduce the metrics with respect to which the covering and packing numbers will be considered. For any set \mathcal{Z} , $z \in \mathcal{Z}^n$ and any function class $\mathcal{G} \subseteq \mathbb{R}^{\mathcal{Z}}$ define the $\|\cdot\|_{p,z}$ -seminorm⁸ on the linear span of \mathcal{G} for $p \in [1, \infty)$ as

$$\|g\|_{p,z} := \left(\frac{1}{n} \sum_{i=1}^n |g(z_i)|^p \right)^{1/p}, \quad \text{and} \quad \|g\|_{\infty,z} := \max_i |g(z_i)|. \quad (1.75)$$

The corresponding pseudometric is then given by $(g_1, g_2) \mapsto \|g_1 - g_2\|_{p,z}$. Note that due to $\|g\|_{p,z} \leq \|g\|_{q,z}$ for $p \leq q$ there is a monotone behavior of packing/covering numbers when computed w.r.t. different values of p . For instance,

$$M(\epsilon, \mathcal{G}, \|\cdot\|_{p,z}) \leq M(\epsilon, \mathcal{G}, \|\cdot\|_{q,z}) \quad \text{if } p \leq q.$$

If the ranges of functions in \mathcal{G} are uniformly bounded, then all these packing/covering numbers are finite, which can be seen by simply discretizing the range space. If no further constraint is imposed on the class of functions, the covering and packing numbers will grow exponentially with n . However, if, for

⁷In fact, this can be used to define a dimension (which is then called Minkowski-dimension), for fractal objects or metric spaces where no algebraic notion of dimension exists.

⁸This should not be confused with an l_p -norm, but rather be regarded as the L_p -norm of a probability space whose measure is, in this case, given by a uniform distribution over the z_i 's.

instance, the VC-dimension of the considered function class is bounded, then an n -independent bound on the packing number can be given:

Lemma 1.22 (Packing numbers for binary classifiers). *For any $\mathcal{F} \subseteq \{0, 1\}^{\mathcal{X}}$, $x \in \mathcal{X}^n$, $\epsilon \in (0, 1]$ and $p \in [1, \infty)$ the ϵ -packing number w.r.t. $\|\cdot\|_{p,x}$ can be bounded in terms of $VCdim(\mathcal{F}) =: d$ via*

$$M(\epsilon, \mathcal{F}) \leq \left(\frac{9}{\epsilon^p} \ln \frac{2e}{\epsilon^p} \right)^d. \quad (1.76)$$

Proof. It suffices to prove the statement for $p = 1$. Due to the particular binary target space, the general case follows from $\|f_1 - f_2\|_{p,x}^p = \|f_1 - f_2\|_{1,x}$, which implies $M(\epsilon, \mathcal{F}, \|\cdot\|_{p,x}) = M(\epsilon^p, \mathcal{F}, \|\cdot\|_{1,x})$.

Let $\{f_1, \dots, f_M\} \subseteq \mathcal{F}$ be a maximal ϵ -packing of \mathcal{F} . That is, for all $k \neq l$: $\|f_k - f_l\|_{1,x} > \epsilon$ and $M = M(\epsilon, \mathcal{F})$. Note that $\|f_k - f_l\|_{1,x}$ can be interpreted as the probability that $f_k(x_i) \neq f_l(x_i)$ when x_i is drawn uniformly from x (when the latter is regarded as an n -element set). So if A is a random m -tuple with i.i.d. entries from x , then $\mathbb{P}_A[f_k|_A = f_l|_A] \leq (1 - \epsilon)^m \leq e^{-m\epsilon}$. Using the union bound, this leads to

$$\mathbb{P}_A[\exists k, l : k \neq l \wedge f_k|_A = f_l|_A] < M^2 e^{-m\epsilon}.$$

If this probability is smaller than one, as it is the case when $m \geq \frac{2}{\epsilon} \ln M$, then there is an A on which all f_k 's differ. This implies that $\mathcal{F}|_A$ contains at least M different functions and therefore $M \leq \Gamma(m)$. Using that $\Gamma(m) \leq (em/d)^d$ (Thm.1.8) and inserting $m = \frac{2}{\epsilon} \ln M$ this can be written as

$$M^{1/d} \leq \frac{2e}{\epsilon} \ln M^{1/d}. \quad (1.77)$$

Exploiting that $a \leq b \ln a \Rightarrow a \leq (1-1/e)^{-1} b \ln b$ and applying it with $a = M^{1/d}$, $b = 2e/\epsilon$ to Eq.(1.77) then leads to $M \leq \left(\frac{9}{\epsilon} \ln \frac{2e}{\epsilon} \right)^d$. \square

The ϵ -dependence of the bound in Eq.(1.76) can be improved to

$$M(\epsilon, \mathcal{F}) \leq e(d+1) \left(\frac{2e}{\epsilon^p} \right)^d. \quad (1.78)$$

The non-trivial proof of this improvement can be found in [?].

Another particular function class for which we derive an upper bound on covering numbers is the class of bounded linear functions. A useful tool in this context is a beautiful application of the ‘probabilistic method’, which yields the following approximate version of Caratheodory’s theorem:

Lemma 1.23 (Maurey’s empirical method). *Let C be a subset of a real inner product space, $\phi \in \text{conv}(C)$ and $b := \sup_{\xi \in C} \|\xi\|$. For any $k \in \mathbb{N}$ there are elements $\psi_1, \dots, \psi_k \in C$ so that*

$$\left\| \phi - \frac{1}{k} \sum_{i=1}^k \psi_i \right\|^2 \leq \frac{b^2}{k}, \quad (1.79)$$

where the norm is the one induced by the inner product.

Proof. As ϕ is in the convex hull of C , there is a finite subset $\Xi \subseteq C$ so that $\phi = \sum_{z \in \Xi} \lambda_z z$, where λ forms a probability distribution over Ξ . Let Z_1, \dots, Z_k be i.i.d. random variables with values in Ξ , distributed according to λ . Hence, by construction $\mathbb{E}[Z_i] = \phi$. Using this and the i.i.d. property, it is straightforward to show that

$$\mathbb{E} \left[\left\| \phi - \frac{1}{k} \sum_{i=1}^k Z_i \right\|^2 \right] = \frac{1}{k} (\mathbb{E} [\|Z_i\|^2] - \|\phi\|^2).$$

Here, the r.h.s. can be bounded from above by $\frac{b^2}{k}$. Since the resulting inequality holds for the expectation value, there has to be at least one realization of the random variables for which it is true as well. \square

This Lemma enables the construction of sparse approximations and coverings in convex frameworks. We use it to derive an upper bound on the covering number of bounded linear functionals:

Theorem 1.17: Covering number for bounded linear functionals

Consider the set $\mathcal{F} := \{\mathcal{X} \ni x \mapsto \langle x, f \rangle \mid \|f\| \leq \beta\}$ of bounded linear functionals on a ball $\mathcal{X} := \{x \in \mathcal{H} \mid \|x\| \leq r\}$ of a real inner product space \mathcal{H} . For any $\epsilon > 0$, $n \in \mathbb{N}$ and $X \in \mathcal{X}^n$ we have with $m := \min\{n, \dim \mathcal{H}\}$:

$$\log N(\epsilon, \mathcal{F}, \|\cdot\|_{2,X}) \leq \frac{\beta^2 r^2}{\epsilon^2} \log(2m). \quad (1.80)$$

Proof. From $X = (x_1, \dots, x_n)$ we construct a linear map $\hat{X} : \mathcal{H} \rightarrow \mathbb{R}^n$, $\hat{X} : h \mapsto (\langle x_i, h \rangle)_{i=1}^n$. A set $\mathcal{G} \subseteq \mathbb{R}^n$ of linear functionals is an ϵ -covering of \mathcal{F} w.r.t. $\|\cdot\|_{2,X}$, if for all $f \in \mathcal{F}$ there is a $g \in \mathcal{G}$ s.t.

$$n\epsilon^2 \geq \sum_{i=1}^n |\langle x_i, f \rangle - \langle x_i, g \rangle|^2 = \|\hat{X}(f - g)\|^2.$$

We construct such a covering by using the singular value decomposition of \hat{X} , which yields singular values s_i and two orthonormal sets $\{\phi_i\}$ in \mathbb{R}^n and $\{\varphi_i\}$ in \mathcal{H} so that

$$\hat{X}f = \sum_{i=1}^m s_i \langle \varphi_i, f \rangle \phi_i. \quad (1.81)$$

We want to interpret Eq.(1.81) as convex combination of elements from $C \cup \{0\}$ where $C := \{\pm c\phi_i\}_{i=1}^m$ with a suitably chosen constant c . To this end, the latter is chosen as $c := \sup_{f \in \mathcal{X}} \sum_{i=1}^m s_i |\langle \varphi_i, f \rangle|$, which by Cauchy-Schwarz (applied in \mathbb{R}^m) can be shown to be equal to $\beta \|\hat{X}\|_2$. In this way, $\hat{X}f \in \text{conv}(C \cup \{0\}) =$

$\text{conv}(C)$ so that we can exploit the previous Lemma. This guarantees that for any $k \in \mathbb{N}$ there are $\psi_1, \dots, \psi_k \in C$ such that

$$\left\| \hat{X}f - \frac{1}{k} \sum_{i=1}^k \psi_i \right\|^2 \leq \frac{c^2}{k}.$$

Choosing $k := \lceil c^2/(n\epsilon^2) \rceil$ this produces an ϵ -cover when running over all $|C|^k$ choices for the ψ_i 's from C . The size of the constructed ϵ -covering is thus $|C|^k = (2m)^k$. To arrive at Eq.(1.80), it remains to relate $\|\hat{X}\|_2$ to r , which is readily done by realizing that $\|\hat{X}\|_2^2 = \sum_{i=1}^n \|x_i\|^2 \leq nr^2$. \square

Uniform covering numbers

In the case of a finite target space $\mathcal{Y} = \{1, 2, \dots, |\mathcal{Y}|\}$ we saw in Sec.1.5 that a sub-exponential growth-function Γ leads to a non-trivial PAC bound. The growth function, in turn, can be regarded as a specific covering number since for $\epsilon < 1$ and $g, f \in \mathcal{Y}^{\mathcal{X}}$ we have $\|g - f\|_{\infty, x} < \epsilon$ iff $g|_x = f|_x$. Consequently, $N_{in}(\epsilon, \mathcal{F}, \|\cdot\|_{\infty, x}) = |\mathcal{F}|_x$, which gives rise to the growth-function when taking the maximum over all $x \in \mathcal{X}^n$. This motivates the definition of the *uniform covering number*

$$\Gamma_p(n, \epsilon, \mathcal{F}) := \max \{N_{in}(\epsilon, \mathcal{F}, \|\cdot\|_{p, x}) \mid x \in \mathcal{X}^n\}, \quad (1.82)$$

for classes $\mathcal{F} \subseteq \mathbb{R}^{\mathcal{X}}$ of real-valued functions. Note that this is non-decreasing as a function of p and non-increasing in ϵ . If the target space is finite, then $\Gamma_{\infty}(n, \epsilon, \mathcal{F})$ equals the growth function for small enough ϵ . The following theorem shows that the PAC-bound in Sec.1.5 can indeed be generalized to arbitrary function classes when using uniform covering numbers in place of the growth function:

Theorem 1.18: PAC-bound using uniform covering numbers

For any function class $\mathcal{F} \subseteq \mathcal{Y}^{\mathcal{X}}$ and Loss function $L : \mathcal{Y} \times \mathcal{Y} \rightarrow [0, c]$ define $\mathcal{G} := \{g : \mathcal{X} \times \mathcal{Y} \rightarrow [0, c] \mid \exists h \in \mathcal{F} : g(x, y) = L(y, h(x))\}$. For any $\epsilon > 0$ and any probability measure P on $\mathcal{X} \times \mathcal{Y}$:

$$\mathbb{P}_{S \sim P^n} [\exists h \in \mathcal{F} : |R(h) - \hat{R}(h)| \geq \epsilon] \leq 4\Gamma_1(2n, \epsilon/8, \mathcal{G})e^{-\frac{n\epsilon^2}{32c^2}}. \quad (1.83)$$

Proof. We are copying the first steps of the proof of Thm.1.7, where an i.i.d. copy $S' \in (\mathcal{X} \times \mathcal{Y})^n$ of S was introduced. From Eq.(1.26) we know that

$$\begin{aligned} & \mathbb{P}_S [\exists h \in \mathcal{F} : |R(h) - \hat{R}(h)| \geq \epsilon] \leq \\ & 2\mathbb{E}_{S, S'} \mathbb{P}_{\sigma} \left[\exists g \in \mathcal{G} : \frac{1}{n} \left| \sum_{i=1}^n \sigma_i (g(X_i, Y_i) - g(X'_i, Y'_i)) \right| > \epsilon/2 \right], \end{aligned} \quad (1.84)$$

where $\sigma_i \in \{\pm 1\}$ are i.i.d. uniformly distributed random variables. Next, let us work inside the expectation values and consider S, S' and σ fixed. The aim of

the next step is to approximate g by an element g' of an $\epsilon/8$ -covering \mathcal{G}' of \mathcal{G} w.r.t. $\|\cdot\|_{1,S \cup S'}$. To this end, note that the condition on g in Eq.(1.84) can be read as $|\langle \sigma', g \rangle|/n > \epsilon/2$, when using suggestive abuse of notation and regarding g and σ' as vectors in \mathbb{R}^{2n} —the latter ± 1 -valued. Then

$$\begin{aligned} \frac{\epsilon}{2} &< \frac{1}{n} |\langle \sigma', g \rangle| \leq \frac{1}{n} |\langle \sigma', g' \rangle| + \frac{1}{n} |\langle \sigma', g - g' \rangle| \\ &\leq \frac{1}{n} |\langle \sigma', g' \rangle| + 2\|g - g'\|_{1,S \cup S'} \leq \frac{1}{n} |\langle \sigma', g' \rangle| + \frac{\epsilon}{4}. \end{aligned}$$

Therefore, the r.h.s. of Eq.(1.84) can be further upper bounded when replacing g by g' and at the same time $\epsilon/2$ by $\epsilon/4$.

In the last step, we evaluate \mathbb{P}_σ by exploiting the union-bound together with Hoeffding's inequality. Interpreting $Z_i := \sigma_i(g'(X_i, Y_i) - g'(X'_i, Y'_i))$ as random variable with zero mean (by varying over σ_i) and range in $[-c, c]$, we finally obtain

$$\begin{aligned} &\mathbb{P}_\sigma \left[\exists g' \in \mathcal{G}' : \frac{1}{n} \left| \sum_{i=1}^n \sigma_i(g'(X_i, Y_i) - g'(X'_i, Y'_i)) \right| > \epsilon/4 \right] \\ &\leq \sum_{g' \in \mathcal{G}'} \mathbb{P}_Z \left[\left| \sum_{i=1}^n Z_i \right| > n\epsilon/4 \right] \leq 2\Gamma_1(2n, \epsilon/8, \mathcal{G}) e^{-\frac{n\epsilon^2}{32c^2}}. \end{aligned}$$

□

If, in the context of the foregoing theorem, the functions in \mathcal{F} are real-valued and the Loss-function is Lipschitz-continuous, then the covering number of \mathcal{F} can be used directly and the detour via \mathcal{G} is not necessary. More precisely:

Lemma 1.24. *Let $\mathcal{Y}, \tilde{\mathcal{Y}} \subseteq \mathbb{R}$, $\mathcal{F} \subseteq \tilde{\mathcal{Y}}^{\mathcal{X}}$ and $L : \mathcal{Y} \times \tilde{\mathcal{Y}} \rightarrow [0, c]$. If there exists a $l \in \mathbb{R}$ such that for all $\tilde{y}_1, \tilde{y}_2 \in \tilde{\mathcal{Y}}$ and all $y \in \mathcal{Y}$: $|L(y, \tilde{y}_1) - L(y, \tilde{y}_2)| \leq l|\tilde{y}_1 - \tilde{y}_2|$, then for all $p \in [1, \infty]$, $\epsilon > 0$ and all $n \in \mathbb{N}$:*

$$\Gamma_p(n, \epsilon, \mathcal{G}) \leq \Gamma_p(n, \epsilon/l, \mathcal{F}),$$

where $\mathcal{G} = L \circ \mathcal{F}$ as in the foregoing theorem.

Proof. The Lipschitz assumption implies that every ϵ/l -cover of \mathcal{F} becomes an ϵ -cover of \mathcal{G} since for any $f, h \in \mathcal{F}$:

$$\left(\frac{1}{n} \sum_{i=1}^n |L(y_i, f(x_i)) - L(y_i, h(x_i))|^p \right)^{\frac{1}{p}} \leq l \left(\frac{1}{n} \sum_{i=1}^n |f(x_i) - h(x_i)|^p \right)^{\frac{1}{p}}.$$

□

From covering numbers to Rademacher complexities

The following theorem exploits covering numbers to bound Rademacher complexities.

Theorem 1.19: Dudley's theorem

For a fixed vector $z \in \mathcal{Z}^n$ let \mathcal{G} be any subset of the pseudometric space $(\mathbb{R}^{\mathcal{Z}}, \|\cdot\|_{2,z})$ and set $\gamma_0 := \sup_{g \in \mathcal{G}} \|g\|_{2,z}$. The empirical Rademacher complexity of \mathcal{G} w.r.t. z can be upper bounded in terms of the covering numbers $N(\epsilon, \mathcal{G})$ via

$$\hat{\mathcal{R}}(\mathcal{G}) \leq \inf_{\epsilon \in [0, \gamma_0/2]} 4\epsilon + \frac{12}{\sqrt{n}} \int_{\epsilon}^{\gamma_0} (\ln N(\beta, \mathcal{G}))^{1/2} d\beta. \quad (1.85)$$

Remark: often Dudley's theorem is stated without the additional infimum, by choosing $\epsilon = 0$. One advantage of the above form is that the expression remains useful for function classes for which, for instance, $\ln N(\beta, \mathcal{G})$ grows faster than $1/\beta^2$ for $\beta \rightarrow 0$. In this case, the integral would diverge, when starting at $\epsilon = 0$.

Proof. Define $\gamma_j := 2^{-j}\gamma_0$ for $j \in \mathbb{N}$ and let $G_j \subseteq \mathbb{R}^{\mathcal{Z}}$ be a minimal γ_j -cover of \mathcal{G} . That is, $|G_j| = N(\gamma_j, \mathcal{G})$ and for every $g \in \mathcal{G}$ there is a $g_j \in G_j$ such that $\|g - g_j\|_{2,z} \leq \gamma_j$. This inequality continues to hold for $j = 0$ if we set $g_0 := 0$. For later use, we estimate

$$\begin{aligned} \frac{1}{n} \left(\sum_{i=1}^n |g_j(z_i) - g_{j-1}(z_i)|^2 \right)^{1/2} &= \frac{1}{\sqrt{n}} \|g_j - g_{j-1}\|_{2,z} \\ &\leq \frac{1}{\sqrt{n}} (\|g_j - g\|_{2,z} + \|g - g_{j-1}\|_{2,z}) \\ &\leq \frac{\gamma_j + \gamma_{j-1}}{\sqrt{n}} = \frac{3\gamma_j}{\sqrt{n}}. \end{aligned} \quad (1.86)$$

For some $m \in \mathbb{N}$ to be chosen later, insert $g = g - g_m + \sum_{j=1}^m (g_j - g_{j-1})$ into the definition of the empirical Rademacher complexity. In this way, we obtain

$$\begin{aligned} \hat{\mathcal{R}}(\mathcal{G}) &= \frac{1}{n} \mathbb{E}_{\sigma} \left[\sup_{g \in \mathcal{G}} \sum_{i=1}^n \sigma_i \left(g(z_i) - g_m(z_i) + \sum_{j=1}^m (g_j(z_i) - g_{j-1}(z_i)) \right) \right] \\ &\leq \frac{1}{n} \mathbb{E}_{\sigma} \left[\sup_{g \in \mathcal{G}} \sum_{i=1}^n \sigma_i \left(g(z_i) - g_m(z_i) \right) \right] + \end{aligned} \quad (1.87)$$

$$\frac{1}{n} \sum_{j=1}^m \mathbb{E}_{\sigma} \left[\sup_{g \in \mathcal{G}} \sum_{i=1}^n \sigma_i (g_j(z_i) - g_{j-1}(z_i)) \right]. \quad (1.88)$$

We bound the two summands separately. For the term in Eq.(1.87) we can use Cauchy-Schwarz for the inner product related to $\|\cdot\|_{2,z}$ to obtain the upper bound γ_m . For the term in Eq.(1.88) we can exploit Massart's Lemma (Lem.1.11) together with the estimate in Eq.(1.86). Hence, we can continue

with

$$\begin{aligned}\hat{\mathcal{R}}(\mathcal{G}) &\leq \gamma_m + \frac{3}{\sqrt{n}} \sum_{j=1}^m \gamma_j \sqrt{2 \ln(|G_j| \cdot |G_{j-1}|)} \\ &\leq \gamma_m + \frac{12}{\sqrt{n}} \sum_{j=1}^m (\gamma_j - \gamma_{j+1}) \sqrt{\ln N(\gamma_j, \mathcal{G})} \quad (1.89)\end{aligned}$$

$$\leq \gamma_m + \frac{12}{\sqrt{n}} \int_{\gamma_{m+1}}^{\gamma_0} \sqrt{\ln N(\beta, \mathcal{G})} d\beta, \quad (1.90)$$

where we have used $|G_{j-1}| \leq |G_j|$ and $\gamma_j = 2(\gamma_j - \gamma_{j+1})$ in Eq.(1.89) and that the integral in Eq.(1.90) is lower bounded by its lower Riemann sum appearing in Eq.(1.89).

Finally, for any fixed $\epsilon \in [0, \gamma_0/2)$ choose m so that $\epsilon < \gamma_{m+1} \leq 2\epsilon$. Then $\gamma_m \leq 4\epsilon$ and Eq.(1.90) can be bounded from above by the expression in Eq.(1.85). \square

Now, let us apply Dudley's theorem to the case of binary classification. Recall that when bounding the estimation error (or Rademacher complexity) in terms of the VC-dimension d directly via the growth function, an extra factor $\ln d$ appeared. Dudley's theorem improves this situation:

Corollary 1.25 (Improved bound for binary classifiers). *Let $\mathcal{F} \in \{0, 1\}^{\mathcal{X}}$ have $VCdim(\mathcal{F}) =: d$. Then its empirical Rademacher complexity w.r.t. an arbitrary point in \mathcal{X}^n can be bounded by*

$$\hat{\mathcal{R}}(\mathcal{F}) \leq 31 \sqrt{\frac{d}{n}}. \quad (1.91)$$

Proof. We use Eq.(1.85) from Dudley's theorem with $\epsilon = 0$ and $\gamma_0 \leq 1$. By Lemma 1.20 we can upper bound the covering number by the corresponding packing number for which we use the bound derived in Eq.(1.76). Using the simple inequality $\ln x \leq x/e$ this leads to $\ln N(\beta, \mathcal{F}) \leq d \ln \frac{18}{\beta^4}$ so that Dudley's theorem and numerical integration lead to

$$\hat{\mathcal{R}}(\mathcal{F}) \leq 12 \sqrt{\frac{d}{n}} \int_0^1 \sqrt{\ln 18 + 4 \ln \frac{1}{\beta}} d\beta \leq 31 \sqrt{\frac{d}{n}}.$$

\square

Note: Since the r.h.s. of the bound does not depend on the empirical distribution, it holds for the expectation value, i.e., for the Rademacher complexities $\mathcal{R}_n(\mathcal{F})$, as well. The appearing constant 31 can, without effort, be improved to 26 by using the improved upper bound from Eq.(1.78).

1.10 Pseudo and fat-shattering dimension

In this section we discuss generalizations of the concept of VC-dimension to classes of real-valued functions. As in the binary case, we restrict the function class to a finite domain and quantify the richness of the class as this domain grows. To make the real-valued case amenable to the VC-dimension, the idea is to binarize the target space in a way that allows the binarization to depend on the point of the restricted domain. This leads to the concept of the *pseudo* and the *fat-shattering dimension*, where the former can be regarded as a limit of the latter:

Definition 1.26 (Pseudo-dimension). *The pseudo-dimension of $\mathcal{F} \subseteq \mathbb{R}^{\mathcal{X}}$ is defined as*

$$Pdim(\mathcal{F}) := VCdim\left\{\mathcal{X} \times \mathbb{R} \ni (x, y) \mapsto \text{sgn}[f(x) - y] \mid f \in \mathcal{F}\right\}. \quad (1.92)$$

In other words, if $Pdim(\mathcal{F}) \geq d$, then there is a set of points $\{(x_i, y_i)\}_{i=1}^d \subseteq \mathcal{X} \times \mathbb{R}$ such that for all subsets $C \subseteq \{1, \dots, d\}$ there is a function $f \in \mathcal{F}$ satisfying

$$f(x_i) \geq y_i \quad \Leftrightarrow \quad i \in C.$$

The pseudo-dimension is then the largest such d (or ∞ if there is no maximum). A scale-sensitive generalization of this notion is the following:

Definition 1.27 (α -fat-shattering dimension). *Let $\alpha \in (0, \infty)$ and $\mathcal{F} \subseteq \mathbb{R}^{\mathcal{X}}$. The α -fat-shattering dimension $fat(\alpha, \mathcal{F})$ is the largest $d \in \mathbb{N} \cup \{\infty\}$ for which there exists $\{(x_i, y_i)\}_{i=1}^d \subseteq \mathcal{X} \times \mathbb{R}$ such that for all subsets $C \subseteq \{1, \dots, d\}$ there is a function $f \in \mathcal{F}$ satisfying*

$$\begin{aligned} f(x_i) &\geq y_i + \alpha && \text{if } i \in C, \\ f(x_i) &\leq y_i - \alpha && \text{if } i \notin C. \end{aligned}$$

The following properties follow immediately from the definitions:

Corollary 1.28 (Relations between pseudo and fat-shattering dimensions). *Let $\mathcal{F}' \subseteq \mathcal{F} \subseteq \mathbb{R}^{\mathcal{X}}$, $\alpha > \alpha' > 0$ and $\text{sgn}[\mathcal{F}] := \{x \mapsto \text{sgn}[f(x)] \mid f \in \mathcal{F}\}$. Then*

- i) $Pdim(\mathcal{F}) \geq Pdim(\text{sgn}[\mathcal{F}]) = VCdim(\text{sgn}[\mathcal{F}])$.
- ii) $Pdim(\mathcal{F}) \geq Pdim(\mathcal{F}')$ and $fat(\alpha, \mathcal{F}) \geq fat(\alpha, \mathcal{F}')$.
- iii) $fat(\alpha, \mathcal{F}) \leq fat(\alpha', \mathcal{F}) \leq Pdim(\mathcal{F})$.
- iv) $\lim_{\alpha \rightarrow 0} fat(\alpha, \mathcal{F}) = Pdim(\mathcal{F})$.
- v) If \mathcal{F} is closed under scalar multiplication, then $fat(\alpha, \mathcal{F}) = Pdim(\mathcal{F})$.

For vector spaces of functions we obtain that the algebraic dimension coincides with the pseudo and fat-shattering dimension:

Corollary 1.29. *If $\mathcal{F} \subseteq \mathbb{R}^{\mathcal{X}}$ is a d -dimensional vector space of functions, then $Pdim(\mathcal{F}) = fat(\alpha, \mathcal{F}) = d$ for all $\alpha > 0$.*

Proof. The fact that $Pdim(\mathcal{F}) = d$ follows from the definition of the pseudo dimension and the corresponding property of the VC-dimension: inserting the definition of the pseudo dimension into Thm.1.9 with $\phi(x, y) := -y$ yields the desired result. Since \mathcal{F} is closed under scalar multiplication, the α -fat-shattering dimension equals the pseudo dimension according to Cor.1.28v). \square

Example 1.11 (Spaces of polynomials). Let \mathcal{F} be the space of real polynomials on \mathbb{R}^k of degree at most d . Since this is a vector space of dimension $\binom{k+d}{d}$, we have $Pdim(\mathcal{F}) = \binom{k+d}{d}$.

If additional constraints such as norm-bounds are imposed, then the dimension of the surrounding space no longer necessarily enters the α -fat-shattering dimension. A good example is the set of bounded linear functionals:

Theorem 1.20: Fat-shattering dim. of bounded linear functionals

Consider the set $\mathcal{F} := \{x \ni x \mapsto \langle x, f \rangle \mid \|f\| \leq \beta\}$ of bounded linear functionals on a ball $\mathcal{X} := \{x \in \mathcal{H} \mid \|x\| \leq r\}$ of a real inner product space \mathcal{H} with norm induced by the inner product. Then for any $\alpha > 0$:

$$fat(\alpha, \mathcal{F}) = \min \left\{ \dim(\mathcal{H}), \left\lceil \left(\frac{\beta r}{\alpha} \right)^2 \right\rceil \right\}. \quad (1.93)$$

Proof. We begin with proving “ \leq ”, which is the slightly more involved direction. Clearly, $fat(\alpha, \mathcal{F})$ is bounded by the dimension of \mathcal{H} . This follows from Cor.1.28 and Cor.1.29 by extending the function class to the vector space $\mathcal{F}' \supseteq \mathcal{F}$ of all linear functionals, which has dimension $\dim(\mathcal{H})$.

By definition, if $fat(\alpha, \mathcal{F}) = d$, then there are $((x_i, y_i))_{i=1}^d$ such that for all $b \in \{-1, 1\}^d$ there is an $f = f(b)$ in \mathcal{F} that satisfies

$$\forall i : b_i(\langle x_i, f \rangle - y_i) \geq \alpha. \quad (1.94)$$

Exploiting this, we will show that there exists a $\sigma \in \{-1, 1\}^d$ such that

$$\frac{\alpha d}{\beta} \leq \left\| \sum_{i=1}^d \sigma_i x_i \right\| \leq \sqrt{d} r. \quad (1.95)$$

Eq.(1.95) then completes the upper bound in the theorem, since a comparison of the right and left side of Eq.(1.95) yields $\sqrt{d} \leq \beta r / \alpha$. We begin the proof of Eq.(1.95) with the lower bound, which will be seen to hold for any $\sigma \in \{-1, 1\}^d$. Define $s := \text{sgn} \sum_{i=1}^d \sigma_i y_i$ and set $g := sf(s\sigma)$. Then, from Eq.(1.94), after taking the sum over i , we obtain:

$$\sum_{i=1}^d \sigma_i \langle x_i, g \rangle \geq \alpha d + s \sum_{i=1}^d \sigma_i y_i \geq \alpha d.$$

Applying Cauchy-Schwarz to the l.h.s. together with the fact that $\|g\| \leq \beta$ then proves the lower bound in Eq.(1.95). For proving the upper bound, we exploit the probabilistic method. To this end, regard the σ_i 's as i.i.d. Rademacher variables. Exploiting their independence and the fact that $\mathbb{E}_\sigma[\sigma_i] = 0$, it is readily verified that

$$\mathbb{E}_\sigma \left[\left\| \sum_{i=1}^d \sigma_i x_i \right\|^2 \right] = \sum_{i=1}^d \|x_i\|^2 \leq dr^2.$$

Since this holds on average, there has to be at least one realization of the σ_i 's for which the upper bound in Eq.(1.95) is true. This completes the proof of Eq.(1.95) and thus of the upper bound in the theorem.

For proving the ' \geq ' direction, let d be the claimed expression for $\text{fat}(\alpha, \mathcal{F})$ and let $\{e_i\}_{i=1}^d$ be an orthonormal set in \mathcal{H} . Set $y_i := 0$, $x_i := re_i$ and $f = f(b) := \frac{\alpha}{r} \sum_{i=1}^d b_i e_i$. By construction, $b_i(\langle f, x_i \rangle - y_i) = \alpha$ for all i . So d is indeed a lower bound on $\text{fat}(\alpha, \mathcal{F})$, if $\|f\| \leq \beta$. The latter is true, since $\|f\| = \alpha\sqrt{d}/r$. \square

Finally, we summarize known bounds on uniform covering numbers of real-valued function classes in terms of their pseudo and fat-shattering dimensions. These results are all non-trivial and stated here without proofs.

Theorem 1.21: Covering numbers from combinatorial dimensions

Let $\epsilon > 0$, $n \in \mathbb{N}$ and $\mathcal{F} \subseteq [0, 1]^{\mathcal{X}}$ be a class of real valued functions.

1. With $D := Pdim(\mathcal{F})$ it holds that:

$$\Gamma_1(n, \epsilon, \mathcal{F}) \leq e(D+1) \left(\frac{2e}{\epsilon} \right)^D. \quad (1.96)$$

2. With $d := \text{fat}(\epsilon/4, \mathcal{F})$, it holds for all $n \geq d$ that:

$$\Gamma_\infty(n, \epsilon, \mathcal{F}) < 2 \left(\frac{4n}{\epsilon^2} \right)^{d \log_2[4en/(d\epsilon)]}. \quad (1.97)$$

3. For any $p \in [1, \infty)$ there are constants $c, k > 0$ such that

$$\Gamma_p(n, \epsilon, \mathcal{F}) \leq \left(\frac{2}{\epsilon} \right)^{k \text{fat}(c\epsilon, \mathcal{F})}. \quad (1.98)$$

1.11 Algorithmic stability

So far, the type of the learning algorithm merely played a role through its range—the considered hypotheses class \mathcal{F} . In this section, we shift the focus

from the range of the learning algorithm to its stability. Here, *stability* refers to the stability of the hypotheses at the output of the algorithm w.r.t small changes of its input. In this context, a ‘small change of the input’ typically means the change or omission of a single data point in the training data set. A common (since convenient) way to quantify changes in the hypothesis is by means of the loss function. This leads to the following definitions:

Definition 1.30 (Stability). *Consider a loss function $L : \mathcal{Y} \times \mathcal{Y} \rightarrow \mathbb{R}$. A learning algorithm that maps $S \in (\mathcal{X} \times \mathcal{Y})^n$ to a hypothesis h_S is said to be*

- uniformly stable w.r.t. L with rate $\epsilon : \mathbb{N} \rightarrow \mathbb{R}$ if for all $n \in \mathbb{N}$ and all $(x, y) \in \mathcal{X} \times \mathcal{Y}$ the following inequality holds for all $S, S' \in (\mathcal{X} \times \mathcal{Y})^n$ that differ in only one element:

$$\left| L(y, h_S(x)) - L(y, h_{S'}(x)) \right| \leq \epsilon(n).$$

- on-average stable w.r.t. L with rate $\epsilon : \mathbb{N} \rightarrow \mathbb{R}$ if for all $n \in \mathbb{N}$ and all probability measures P on $\mathcal{X} \times \mathcal{Y}$:

$$\left| \mathbb{E}_{S \sim P^n} \mathbb{E}_{(x,y) \sim P} \mathbb{E}_i \left[L(y_i, h_S(x_i)) - L(y_i, h_{S^i}(x_i)) \right] \right| \leq \epsilon(n), \quad (1.99)$$

where $S = ((x_i, y_i))_{i=1}^n$, S^i is obtained from S by replacing the i 'th element with (x, y) and \mathbb{E}_i denotes the expectation with respect to a uniform distribution of $i \in \{1, \dots, n\}$.

Obviously, uniform stability implies on-average stability with the same rate. The rate functions of interest will be those converging to zero when $n \rightarrow \infty$. In this light, uniform stability will be less useful in classification contexts where L has discrete values. In this case, it may, however, be applied to the loss function before ‘binarizing’ (e.g. by applying $\text{sgn}(\cdot)$) or to a surrogate loss function that is used in the learning algorithm.

The presented definitions are often referred to as *replace-one stability*, as opposed to *leave-one-out stability*, where instead of replacing one data point it is omitted. Although the two ways of defining stability are conceptually very similar, they are formally incomparable. We focus on replace-one stability, as it is defined above. The following simple but crucial observation relates the generalization error to on-average stability:

Theorem 1.22: on-average stability = on-average generalization

With the notation of the foregoing definition the following holds for any learning algorithm $S \mapsto h_S$ and any probability measure P :

$$\mathbb{E}_S [R(h_S) - \hat{R}(h_S)] = \mathbb{E}_S \mathbb{E}_{(x,y)} \mathbb{E}_i \left[L(y_i, h_{S^i}(x_i)) - L(y_i, h_S(x_i)) \right] \quad (1.100)$$

Proof. On the one hand, since (x_i, y_i) and (x, y) are i.i.d. we can interchange them and write

$$\mathbb{E}_S[R(h_S)] = \mathbb{E}_S \mathbb{E}_{(x,y)} [L(y, h_S(x))] = \mathbb{E}_S \mathbb{E}_{(x,y)} [L(y_i, h_{S^i}(x_i))].$$

Since this holds equally for all i we may, in addition, take the expectation value \mathbb{E}_i on the r.h.s.. On the other hand, we have

$$\mathbb{E}_S[\hat{R}(h_S)] = \mathbb{E}_S \mathbb{E}_i [L(y_i, h_S(x_i))] = \mathbb{E}_S \mathbb{E}_{(x,y)} \mathbb{E}_i [L(y_i, h_S(x_i))],$$

so that the difference of the two identities gives Eq.(1.100). \square

As a consequence, we obtain for any on-average stable learning algorithm with rate $\epsilon(n)$ that

$$\left| \mathbb{E}_S [R(h_S) - \hat{R}(h_S)] \right| \leq \epsilon(n).$$

That is, the generalization error is, on average, bounded by the stability rate function. This generalization bound is weaker than the PAC-type bounds that we derived previously. In principle, closeness in expectation still leaves room for significant fluctuations, while PAC-type bounds guarantee that the empirical risk is close to the risk with high probability. However, such bounds can be derived from stability as well:

Theorem 1.23: PAC bound from stability

Consider a loss function L with range in $[-c, c]$ and any learning algorithm $S \mapsto h_S$ that is uniformly stable w.r.t. L with rate $\epsilon_1 : \mathbb{N} \rightarrow \mathbb{R}$. Then the following holds w.r.t. repeated sampling of training data sets of size n . For all $\epsilon > 0$ and all probability measures over $\mathcal{X} \times \mathcal{Y}$:

$$\mathbb{P}_S \left[\left| \hat{R}(h_S) - R(h_S) \right| \geq \epsilon + \epsilon_1(n) \right] \leq 2 \exp \left[-\frac{n\epsilon^2}{2(n\epsilon_1(n) + c)^2} \right]. \quad (1.101)$$

Proof. We consider $\varphi(S) := \hat{R}(h_S) - R(h_S)$ as a function of n i.i.d. random variables to which we want to apply McDiarmid's inequality (Lemma 1.15). To this end, observe that $|\mathbb{E}[\varphi(S)]| \leq \epsilon_1(n)$, which follows from stability and Eq.(1.100), and note that $|\varphi(S)| \geq \epsilon + |\mathbb{E}[\varphi(S)]| \Rightarrow |\varphi(S) - \mathbb{E}[\varphi(S)]| \geq \epsilon$. Hence,

$$\begin{aligned} \mathbb{P}_S \left[\left| \hat{R}(h_S) - R(h_S) \right| \geq \epsilon + \epsilon_1(n) \right] &\leq \mathbb{P}_S \left[|\varphi(S) - \mathbb{E}[\varphi(S)]| \geq \epsilon \right] \\ &\leq 2 \exp \left[-\frac{2\epsilon^2}{n\nu^2} \right], \end{aligned}$$

where the second step is McDiarmid's inequality with ν an upper bound on $|\varphi(S) - \varphi(S^i)|$ that is yet to be determined. This can be done by again applying the assumed stability to the inequality

$$\begin{aligned} |\varphi(S) - \varphi(S^i)| &\leq \frac{1}{n} \sum_{j \neq i} \left| L(y_j, h_S(x_j)) - L(y_j, h_{S^i}(x_j)) \right| \\ &\quad + \frac{2c}{n} + |R(h_S) - R(h_{S^i})|. \end{aligned}$$

We can bound the sum in the first line of the r.h.s. by $\epsilon_1(n)$ and, similarly,

$$|R(h_S) - R(h_{S^i})| = \left| \mathbb{E}_{(X,Y)} \left[L(Y, h_S(X)) - L(Y, h_{S^i}(X)) \right] \right| \leq \epsilon_1(n).$$

The claim then follows with $\nu := 2(\epsilon_1(n) + c/n)$. \square

In order to guarantee a generalization error that decreases as $1/\sqrt{n}$, the bound in Eq.(1.101) requires a stability rate that decreases asymptotically as $1/n$. With more sophisticated arguments it can be shown that, up to logarithmic factors, a stability rate of order $1/\sqrt{n}$ is, in fact, sufficient [BKZ19, FV19].

Uniform stability from strong convexity We will now analyze the use of Tikhonov regularization and convexity as a means to guarantee uniform stability. To this end, we need the following notion from convex analysis:

Definition 1.31 (Strong convexity). *Let \mathcal{F} be a convex subset of a real inner product space and $\alpha > 0$ a real number. A function $\Phi : \mathcal{F} \rightarrow \mathbb{R}$ is called α -strongly convex, if the map $h \mapsto \Phi(h) - \frac{\alpha}{2}\langle h, h \rangle$ is convex on \mathcal{F} .*

Denoting by $\|\cdot\|$ the norm induced by the inner product, it is straightforward to see that α -strong convexity is equivalent to requiring that

$$\lambda\Phi(h) + (1-\lambda)\Phi(g) \geq \Phi(\lambda h + (1-\lambda)g) + \frac{\alpha}{2}\lambda(1-\lambda)\|h-g\|^2 \quad (1.102)$$

holds for all $g, h \in \mathcal{F}$ and $\lambda \in [0, 1]$. If the minimum of an α -strongly convex function exists, it is unique and the value of any other point can be bounded in terms of its distance to the minimizer:

Lemma 1.32. *If $\Phi : \mathcal{F} \rightarrow \mathbb{R}$ is α -strongly convex and attains its minimum at h , then for all $g \in \mathcal{F}$:*

$$\Phi(g) \geq \Phi(h) + \frac{\alpha}{2}\|h-g\|^2. \quad (1.103)$$

Proof. When using minimality of h in Eq.(1.102) we obtain $\lambda\Phi(h) + (1-\lambda)\Phi(g) \geq \Phi(h) + \alpha\lambda(1-\lambda)\|h-g\|^2/2$, which can be simplified to $\Phi(g) \geq \Phi(h) + \alpha\lambda\|h-g\|^2/2$. Setting $\lambda = 1$ then completes the proof. \square

With this, we are equipped for the following relation between stability and regularization:

Theorem 1.24: Uniform stability from regularization

Let $\lambda > 0$ and $\mathcal{F} \subseteq \mathcal{Y}^{\mathcal{X}}$ be a convex subset of an inner product space. If for all $(x, y) \in \mathcal{X} \times \mathcal{Y}$ the map $h \mapsto L(y, h(x))$ is convex and l -Lipschitz on \mathcal{F} , then the learning algorithm that minimizes the functional $f_S(h) := \hat{R}(h) + \lambda\langle h, h \rangle$ is uniformly stable w.r.t. L with rate $\frac{2l^2}{\lambda n}$.

Proof. With $h := h_S$, $h' := h_{S^i}$ and the norm being the one induced by the inner product we can bound

$$\begin{aligned}
f_S(h') - f_S(h) &= \hat{R}_S(h') - \hat{R}_S(h) + \lambda(\|h'\|^2 - \|h\|^2) \\
&= \hat{R}_{S^i}(h') - \hat{R}_{S^i}(h) + \lambda(\|h'\|^2 - \|h\|^2) \\
&\quad + \frac{1}{n} \left[L(y_i, h'(x_i)) - L(y_i, h(x_i)) + L(y, h(x)) - L(y, h'(x)) \right] \\
&\leq \frac{2l}{n} \|h_{S^i} - h_S\|,
\end{aligned} \tag{1.104}$$

where we have used that the term in Eq.(1.104) is negative, since h' minimizes f_{S^i} , together with the Lipschitz assumption. As f_S is 2λ -strongly convex with minimizer h we can, on the other hand, exploit Lemma 1.32 to obtain $\lambda\|h' - h\|^2 \leq f_S(h') - f_S(h)$. Combining these two bounds leads to $\|h' - h\| \leq 2l/(\lambda n)$. Using the Lipschitz property once again, we finally arrive at uniform stability:

$$|L(y, h(x)) - L(y, h'(x))| \leq l\|h - h'\| \leq \frac{2l^2}{\lambda n}.$$

□

It is possible to derive a similar implication when replacing the Lipschitz assumption for the loss function by a Lipschitz assumption for its gradient. In either case, there is a trade-off between stability, and thus small generalization error, on the one hand, and an effective restriction of the hypotheses class on the other hand: if λ is too small, there is no generalization guarantee. If λ is too large, hypotheses with small norm dominate, whether they describe the data adequately, or not. The following corollary aims at formalizing this trade-off:

Corollary 1.33 (Regularization trade-off). *Let $\lambda > 0$ and $\mathcal{F} \subseteq \mathcal{Y}^{\mathcal{X}}$ be a convex subset of an inner product space. Assume that for all $(x, y) \in \mathcal{X} \times \mathcal{Y}$ the map $h \mapsto L(y, h(x))$ is convex and l -Lipschitz on \mathcal{F} and that $h^* = \operatorname{argmin}_{h \in \mathcal{F}} R(h)$. Then the learning algorithm $S \mapsto h_S$ that minimizes the functional $f_S(h) := \hat{R}(h) + \lambda\|h\|^2$ satisfies*

$$\mathbb{E}_S[R(h_S)] \leq R(h^*) + \lambda\|h^*\|^2 + \frac{2l^2}{\lambda n}. \tag{1.105}$$

Proof. Since h_S minimizes f_S , we have

$$\mathbb{E}_S[\hat{R}(h_S)] \leq \mathbb{E}_S[f_S(h_S)] \leq \mathbb{E}_S[f_S(h^*)] = R(h^*) + \lambda\|h^*\|^2.$$

As uniform stability implies on-average stability, we can use Thm.1.24 together with Thm.1.22 to obtain $\mathbb{E}_S[R(h_S) - \hat{R}(h_S)] \leq 2l^2/(\lambda n)$. Combining the two bounds then leads to the claimed result:

$$\begin{aligned}
\mathbb{E}_S[R(h_S)] &= \mathbb{E}_S[\hat{R}(h_S)] + \mathbb{E}_S[R(h_S) - \hat{R}(h_S)] \\
&\leq R(h^*) + \lambda\|h^*\|^2 + \frac{2l^2}{\lambda n}.
\end{aligned}$$

□

The optimal value for λ that minimizes the r.h.s. of Eq.(1.105) is then

$$\lambda_{opt} = \frac{l}{\|h^*\|} \sqrt{\frac{2}{n}} \quad \Rightarrow \quad \mathbb{E}_S[R(h_S)] \leq R(h^*) + 2l \|h^*\| \sqrt{\frac{2}{n}}.$$

Clearly, in practice the norm $\|h^*\|$ is not known, but one could try to estimate it, for instance on the basis of a validation data set, and then work with the estimate. It should also be noticed that, in principle, Tikhonov regularization provides more freedom than the choice of λ , namely the choice of the inner product.

We have used Tikhonov regularization in order to make a convex function 2λ -strongly convex. However, if the loss function exhibits this stronger form of convexity already, no regularization is required and the above reasoning holds for empirical risk minimization (ERM) right away:

Theorem 1.25: ERM-convergence under strong convexity

Let $\mathcal{F} \subseteq \mathcal{Y}^{\mathcal{X}}$ be a convex subset of an inner product space. Assume that for all $(x, y) \in \mathcal{X} \times \mathcal{Y}$ the map $h \mapsto L(y, h(x))$ is α -strongly convex and l -Lipschitz on \mathcal{F} . Then

1. The ERM algorithm $S \mapsto \hat{h} := \operatorname{argmin}_{h \in \mathcal{F}} \hat{R}(h)$ is uniformly stable w.r.t. L with rate $\frac{4l^2}{\alpha n}$.
2. If $h^* = \operatorname{argmin}_{h \in \mathcal{F}} R(h)$, then for any $\delta \in (0, 1)$ with probability at least $1 - \delta$ w.r.t. repeated sampling of an i.i.d. sample of size n :

$$R(\hat{h}) - R(h^*) \leq \frac{4l^2}{\alpha \delta n}. \quad (1.106)$$

Proof. The proof of part 1 follows the steps of the proof of Thm.1.24 with 2λ replaced by α .

In order to prove part 2, we first use that $\mathbb{E}_S[R(h^*)] = \mathbb{E}_S[\hat{R}(h^*)] \geq \mathbb{E}_S[\hat{R}(\hat{h})]$. This proves the first inequality of

$$\mathbb{E}_S [R(\hat{h}) - R(h^*)] \leq \mathbb{E}_S [R(\hat{h}) - \hat{R}(\hat{h})] \leq \frac{4l^2}{\alpha n}, \quad (1.107)$$

while the second inequality is implied by part 1 together with the fact that stability implies on-average generalization (Thm.1.22). Finally, since $R(\hat{h}) - R(h^*) \geq 0$ we can apply Markov's inequality and derive the claimed result from Eq.(1.107). \square

Randomized algorithms and differential privacy Instead of choosing a hypothesis $h \in \mathcal{F}$ deterministically upon input of a training data set $S \in (\mathcal{X} \in \mathcal{Y})^n$, the learning algorithms we deal with in the remaining part of this section choose a distribution of hypotheses, characterized by a probability measure μ_S

on \mathcal{F} . A hypothesis $h \in \mathcal{F}$ is then drawn according to μ_S . In this way, the map from S to h becomes stochastic and the learning algorithm specifies the assignment $S \mapsto \mu_S$.

The definitions of uniform stability and on-average stability can be used verbatim for stochastic algorithms if we replace the loss of a hypothesis that the learning algorithm outputs upon input of a training data set by the average loss, averaged w.r.t. the stochastic component of the algorithm. That is, $L(y, h_S(x))$ for instance is replaced by $\mathbb{E}_{h \sim \mu_S}[L(y, h(x))]$. On-average stability is then again equivalent to on-average generalization so that if $\epsilon(n)$ is the corresponding stability rate function, then

$$|\mathbb{E}_S \mathbb{E}_{h \sim \mu_S}[R(h) - \hat{R}(h)]| \leq \epsilon(n).$$

A concept that is closely related to stability of stochastic algorithms is *differential privacy*. This has been introduced in the context of database analysis w.r.t. privacy.

Definition 1.34 (Differential privacy). *A stochastic algorithm that maps $\mathcal{Z}^n \ni S \mapsto \mu_S$, where μ_S is a probability measure over \mathcal{F} , is called (ϵ, δ) -differentially private if for any pair $S, S' \in \mathcal{Z}^n$ that differs in only a single element:*

$$\mathbb{P}_{h \sim \mu_S}[h \in H] \leq e^\epsilon \mathbb{P}_{h \sim \mu_{S'}}[h \in H] + \delta \quad \text{for any measurable } H \subseteq \mathcal{F}. \quad (1.108)$$

Here, ϵ and δ are regarded as real-valued functions of n .

In the context that motivates this definition, S is a database and the map $S \mapsto \mu_S$ corresponds to a mechanism of querying that database. Differential privacy (with ϵ, δ small) then tries to guarantee that sensitive information of individuals, which corresponds to a single entry in S , is protected in a sensible way. Ideally, this is done without sacrificing too much accuracy in the database query.

While explaining this in greater detail is a different story, which is told for instance in [DR14], we can show that differential privacy implies stability:

Corollary 1.35 (Differential privacy implies stability). *A stochastic learning algorithm that is (ϵ, δ) -differentially private is $(2(e^\epsilon - 1) + \delta)$ -uniformly stable w.r.t. any loss function whose range is in $[0, 1]$.*

Proof. We will make use of the *total variation distance* d_{TV} , which is a metric on the space of probability measures over a given Borel sigma-algebra. Two equivalent characterizations (cf. [BW07]) of the total variation distance between μ and ν are

$$d_{TV}(\mu, \nu) := \sup_A |\mu(A) - \nu(A)| \quad (1.109)$$

$$= \frac{1}{2} \sup_f |\mathbb{E}_{h \sim \mu}[f(h)] - \mathbb{E}_{h \sim \nu}[f(h)]|, \quad (1.110)$$

where the supremum is taken over all measurable sets in Eq.(1.109) and over all measurable functions with range in $[-1, 1]$ in Eq.(1.110).

If we apply the definition in Eq.(1.109) to $\mu := \mu_S$, $\nu := \mu_{S'}$ and use the definition of differential privacy (Def.1.34) with $\mu_S(H) = \mathbb{P}_{h \sim \mu_S}[h \in H]$ and similar for $\mu_{S'}(H)$, then we obtain

$$d_{TV}(\mu_S, \mu_{S'}) \leq e^\epsilon - 1 + \delta. \quad (1.111)$$

On the other hand, if we apply Eq.(1.110) to $f(h) := L(y, h(x))$, we obtain

$$d_{TV}(\mu_S, \mu_{S'}) \geq \frac{1}{2} \left| \mathbb{E}_{h \sim \mu_S} [L(y, h(x))] - \mathbb{E}_{h \sim \mu_{S'}} [L(y, h(x))] \right|. \quad (1.112)$$

Combining Eqs.(1.111,1.112) then proves $(2(e^\epsilon - 1 + \delta))$ -uniform stability. \square

1.12 Sample compression

Seen from a distance, the method introduced and discussed in this section follows a similar idea as the one pursued by the stability bounds of the previous section. Stability means that the hypothesis at the output of a learning algorithm does not depend on any of the training examples too strongly. The possibility of *sample compression* means that this hypothesis does not depend at all on a considerable fraction of the examples.

The underlying idea is that there is a subset of the training data that already contains the relevant information and that the learning algorithm can be represented by a two-step procedure: the selection of this subset followed by the construction of the hypothesis from this subset.

Definition 1.36 (Selection schemes). *Let $\mathcal{S} := \bigcup_{n \in \mathbb{N}} (\mathcal{X} \times \mathcal{Y})^n$. A selection scheme is a pair (γ, ρ) consisting of a selection map $\gamma : \mathcal{S} \rightarrow \mathcal{S}$ satisfying $\forall S \in \mathcal{S} : \gamma(S) \subseteq S$, in the sense of a subsequence⁹, and a reconstruction map $\rho : \mathcal{S} \rightarrow \mathcal{Y}^{\mathcal{X}}$. The function $\kappa(n) := \sup_{|S| \leq n} |\gamma(S)|$ is called the size of the selection scheme and we will say that (γ, ρ) has size $k \in \mathbb{N}$ if $\lim_{n \rightarrow \infty} \kappa(n) = k$.*

Note that although ρ is called ‘reconstruction map’, its definition does not require an underlying ‘reconstruction’ of the original sample S .

There are many ways of obtaining generalization bounds for learning algorithms that admit a selection-scheme representation. Their common tenor is that the smaller the size of the selection scheme, the better the generalization:

Theorem 1.26: Compression bound in expectation

Let $S \mapsto h_S = \rho \circ \gamma(S)$ be a learning algorithm represented in terms of a selection scheme (γ, ρ) of size $\kappa = \kappa(n)$. Then w.r.t. a loss function

⁹Here and in the following, we will for convenience abuse set-notation for finite (sub)sequences, i.e. $A \subseteq B$ should be understood as ‘ A is a subsequence of B ’ and $|A|$ will denote its length.

$L : \mathcal{Y} \times \mathcal{Y} \rightarrow [0, 1]$ and i.i.d. samples S of size n :

$$\mathbb{E}_S \left[R(h_S) - \hat{R}(h_S) \right] \leq \frac{\kappa}{n} + \sqrt{\frac{2\kappa}{n} \ln \left(\frac{ne}{\kappa} \right)}. \quad (1.113)$$

Proof. We divide an arbitrary sample S of size n into the selected subsample and the rest as $S = \gamma(S) \cup \overline{\gamma(S)}$ and define $S' := C \cup \gamma(S)$ where C is an independent sample of size $|C| = |\overline{\gamma(S)}|$. By adding and subtracting terms we can then express the empirical risk of a hypothesis h w.r.t. S as

$$\begin{aligned} \hat{R}_S(h) &= \hat{R}_{S'}(h) + \frac{|\gamma(S)|}{n} \left[\hat{R}_{\gamma(S)}(h) - \hat{R}_C(h) \right] \\ &\geq \hat{R}_{S'}(h) - \frac{\kappa}{n}, \end{aligned} \quad (1.114)$$

where the inequality uses that the loss function has range in $[0, 1]$ and that $|\gamma(S)| \leq \kappa$. The key insight is now that when applied to $h = \rho \circ \gamma(S)$, Eq.(1.114) bounds the empirical risk in terms of a quantity that can be regarded an out-of-sample error since S' is independent of $\gamma(S)$ —it contains only those examples from S that are ignored by the selection scheme.

Instead of using a specific selection function γ , we will consider the worst case over all selection functions of size κ . Together with Eq.(1.114) this leads to

$$\mathbb{E}_S \left[R(h_S) - \hat{R}(h_S) \right] \leq \frac{\kappa}{n} + \mathbb{E}_{SS'} \left[\max_{I:|I| \leq \kappa} R(\rho(S_I)) - \hat{R}_{S'}(\rho(S_I)) \right], \quad (1.115)$$

where the maximum is taken over all subsets $I \subseteq \{1, \dots, n\}$ of size $|I| \leq \kappa$ and S_I denotes the subsample $((x_i, y_i))_{i \in I}$ of S . The r.h.s. of Eq.(1.115) contains an expectation of a maximum of finitely many bounded, zero-mean random variables. Using Cor.1.14, which is a corollary of Massart's Lemma, this expectation can be bounded from above by $\sqrt{2 \ln(m)/n}$, where m is the cardinality of the set. The cardinality, in turn, can be bounded by

$$m = \sum_{l=0}^{\kappa} \binom{n}{l} \leq \left(\frac{en}{\kappa} \right)^{\kappa}, \quad (1.116)$$

where the inequality is taken from Eq.(1.30). \square

Theorem 1.27: High-probability compression bound

Let $S \mapsto h_S = \rho \circ \gamma(S)$ be a learning algorithm represented in terms of a selection scheme (γ, ρ) of size $\kappa = \kappa(n)$ and $L : \mathcal{Y} \times \mathcal{Y} \rightarrow [0, 1]$ a loss function. For any $\delta \in (0, 1)$, with probability at least $1 - \delta$ w.r.t. repeated

sampling of an i.i.d. samples S of size n :

$$R(h_S) \leq \frac{n}{n - \kappa} \hat{R}(h_S) + \sqrt{\frac{\kappa \ln\left(\frac{en}{\kappa}\right) + \ln\left(\frac{1}{\delta}\right)}{2(n - \kappa)}} \quad (1.117)$$

Proof. Using the same notation and essentially the same ideas as in the proof of Thm.1.26 we can write

$$\begin{aligned} \mathbb{P}\left[R(h_S) - \hat{R}_{\gamma(S)}(h_S) \geq \epsilon\right] &\leq \sum_{I:|I|\leq\kappa} \mathbb{P}\left[R(\rho(S_I)) - \hat{R}_{S\setminus S_I}(\rho(S_I)) \geq \epsilon\right] \\ &\leq \sum_{I:|I|\leq\kappa} \exp\left[-2(n - \kappa)\epsilon^2\right] \\ &\leq \exp\left[\kappa + \kappa \ln\left(\frac{n}{\kappa}\right) - 2(n - \kappa)\epsilon^2\right], \end{aligned} \quad (1.118)$$

where the first inequality uses the union bound over a worst-case replacement of the selection function, the second inequality follows from Hoeffding's inequality and the third is again an application of Eq.(1.116). To derive Eq.(1.117) from here, we set the expression in Eq.(1.118) equal to δ and solve for ϵ . Finally, we use that positivity of the loss function implies that

$$\hat{R}(h) \geq \frac{n - \kappa}{n} \hat{R}_{\gamma(S)}(h).$$

□

Definition 1.37 (Compression schemes). *Let $\mathcal{S} := \bigcup_{n \in \mathbb{N}} (\mathcal{X} \times \mathcal{Y})^n$. For a given function class $\mathcal{F} \subseteq \mathcal{Y}^{\mathcal{X}}$ and loss function $L : \mathcal{Y} \times \mathcal{Y} \rightarrow [0, \infty)$, a selection scheme (γ, ρ) is called a compression scheme if for all $S \in \mathcal{S}$ that are realizable¹⁰ by \mathcal{F} :*

$$\hat{R}(\rho \circ \gamma(S)) = 0, \quad (1.119)$$

and it is called an agnostic compression scheme if

$$\forall S \in \mathcal{S} : \hat{R}(\rho \circ \gamma(S)) \leq \inf_{h \in \mathcal{F}} \hat{R}(h). \quad (1.120)$$

The size of the compression scheme is the size of the corresponding selection scheme.

Note that the definition of an (agnostic) compression scheme for \mathcal{F} does not require that the range of the reconstruction map is contained in \mathcal{F} . In the context of a compression scheme, the 'reconstruction map' deserves its name as, by Eq.(1.119), ρ has to be capable of 'reconstructing' all the labels of S from the subsequence $\gamma(S)$ if S is realizable by \mathcal{F} .

By definition, the existence of an agnostic compression scheme for \mathcal{F} implies the existence of a compression scheme for \mathcal{F} of the same size if $L(y, y) = 0$ for all $y \in \mathcal{Y}$. The following Lemma shows that in the case of classification with the 0-1-loss the converse is true as well. For loss functions with more than two values, however, this is no longer true in general.

¹⁰Here 'realizable' means that S is of the form $((x_i, h(x_i)))_{i=1}^n$ for some $h \in \mathcal{F}$.

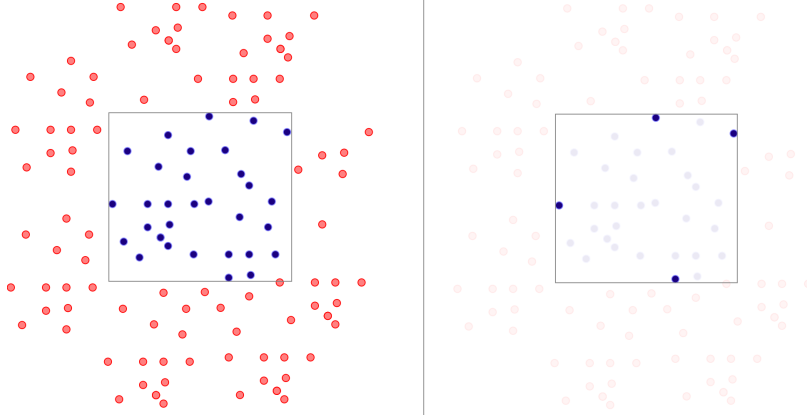


Figure 1.4: A simple and at the same time efficient sample compression scheme of size 4 for the set of axes-aligned rectangles in \mathbb{R}^2 consists out of first selecting the top-, bottom-, right-, left-most blue point and then choosing the smallest axes-aligned rectangle that contains these four points.

Lemma 1.38. *Consider the 0-1-loss function $L : \mathcal{Y} \times \mathcal{Y} \rightarrow \{0, 1\}$ and a function class $\mathcal{F} \subseteq \mathcal{Y}^{\mathcal{X}}$. If there exists a compression scheme of size $\kappa(n)$ for \mathcal{F} , then there exists an agnostic compression scheme of the same size.*

Proof. Let (γ, ρ) be a compression scheme of size $\kappa(n)$. We ‘compress’ an arbitrary $S \in (\mathcal{X} \times \mathcal{Y})^n$ using the following scheme: first choose an $f \in \mathcal{F}$ s.t. $\hat{R}_S(f) = \min_{h \in \mathcal{F}} \hat{R}_S(h)$. Let $C \subseteq S$ be the largest subsample of S for which $\hat{R}_C(f) = 0$ and denote the resulting map by $\tilde{\gamma} : S \mapsto C$. Then C is realizable by construction and $\hat{R}_C(\rho \circ \gamma(C)) = 0$ by definition of a compression scheme. So $\rho \circ \gamma(C) = \rho \circ \gamma \circ \tilde{\gamma}(S)$ is a hypothesis that agrees with f on C and cannot be worse than f outside of C (since the loss function has only two values). Consequently, $\hat{R}_S(\rho \circ \gamma \circ \tilde{\gamma}(S)) \leq \inf_{h \in \mathcal{F}} \hat{R}_S(h)$ so that $(\gamma \circ \tilde{\gamma}, \rho)$ is the desired agnostic compression scheme. \square

Whenever a class \mathcal{F} of functions is considered and no loss function is specified, then a ‘compression scheme for \mathcal{F} ’ always refers to the 0-1-loss.

Example 1.12 (Axes-aligned rectangles). Let \mathcal{F} be the set of all indicator functions of axes-aligned rectangles in \mathbb{R}^d as in Exp.1.6. A compression scheme of size $\kappa(n) = \min\{2d, n\}$ is then obtained as follows: let γ select a minimal set of points that contains all extremal coordinates within the label-1 subset $S_1 := \{(x, y) \in S \mid y = 1\}$, i.e. $\gamma(S) \subseteq \bigcup_{i=1}^d \operatorname{argmin}_{x \in S_1} (x_i) \cup \operatorname{argmax}_{x \in S_1} (x_i)$. Since there are d coordinates and each has a minimum and a maximum, we can ensure that $|\gamma(S)| \leq 2d$. Then choose ρ so that it returns the smallest axes-aligned rectangle that contains all points of its argument. From the discussion in Exp.1.6 we know that the size of this compression scheme for \mathcal{F} coincides with the VC-dimension of \mathcal{F} .

Similar to the case of axes-aligned rectangles, many simple examples of binary function classes exhibit a close relation between the VC-dimension and the minimal size of a compression scheme. In general, the following simple bound holds:

Theorem 1.28: VC-dimension and bounded-size compression

If there exists a compression scheme of size $k \in \mathbb{N}$ for $\mathcal{F} \subseteq \{0, 1\}^{\mathcal{X}}$, then

$$\text{VCdim}(\mathcal{F}) < 5k. \quad (1.121)$$

Proof. Let $X = \{x_1, \dots, x_d\} \subseteq \mathcal{X}$ be a set of size $d = \text{VCdim}(\mathcal{F})$ that is shattered by \mathcal{F} and $\mathcal{S}_X := \left\{ \left((x_i, y_i)_{i=1}^d \mid y_i \in \{0, 1\} \right) \right\}$ the set of all $|\mathcal{S}_X| = 2^d$ samples over X . If (γ, ρ) is a compression scheme for \mathcal{F} , then $|\gamma(\mathcal{S}_X)| = 2^d$ since X has to be shattered by $\rho \circ \gamma(\mathcal{S}_X)$ as well, by the definition of a compression scheme. However, if the size of the compression scheme is bounded by k , then

$$|\gamma(\mathcal{S}_X)| \leq \sum_{i=0}^k \binom{d}{i} 2^i \leq 2^k \sum_{i=0}^k \binom{d}{i} \leq \left(\frac{2ed}{k} \right)^k, \quad (1.122)$$

where the last inequality uses Eq.(1.116). Inserting now $k = d/5$ (or any smaller value) leads to

$$|\gamma(\mathcal{S}_X)| \leq (10e)^{d/5} < (32)^{d/5} = 2^d,$$

contradicting $|\gamma(\mathcal{S}_X)| = 2^d$. \square

The question of whether there exists an inequality in the other direction can be answered in the affirmative if one extends the concept of compression schemes and allows for side information. This means that one considers maps of the form

$$\mathcal{S} \xrightarrow{\gamma} \mathcal{S} \times \mathcal{B} \xrightarrow{\rho} \mathcal{Y}^{\mathcal{X}},$$

where $\mathcal{B} := \bigcup_{n \in \mathbb{N}} \{0, 1\}^n$ is the set of all bit-strings. The *size* of the compression scheme with side information is then the length of the subsequence plus the length of the bit-string. It has been shown that for any binary function class \mathcal{F} such a generalized compression scheme of size exponential in $\text{VCdim}(\mathcal{F})$ always exists [MY16].

1.13 Relative entropy bounds

In this section, we will slightly extend the framework and allow for a stochastic component in the learning algorithm. Instead of choosing a hypothesis $h \in \mathcal{F}$ deterministically upon input of a training data set $S \in (\mathcal{X} \times \mathcal{Y})^n$, the learning algorithms we deal with in this section choose a distribution of hypotheses, characterized by a probability measure μ_S on \mathcal{F} . A hypothesis $h \in \mathcal{F}$ is then drawn according to μ_S . In this way, the map from S to h becomes stochastic and the learning algorithm specifies the assignment $S \mapsto \mu_S$. In terms of probability

theory, we may think of the learning algorithm as a Markov kernel. With slight abuse of notation, we will denote the corresponding expected risk and empirical risk by

$$R(\mu_S) := \mathbb{E}_{h \sim \mu_S} [R(h)] \quad \text{and} \quad \hat{R}_S(\mu_S) := \mathbb{E}_{h \sim \mu_S} [\hat{R}_S(h)]. \quad (1.123)$$

A useful toolbox for such stochastic schemes is given by so-called *PAC-Bayesian* bounds. These rely on a famous functional, which is ubiquitous in information theory, thermodynamics and statistical inference:

For two probability measures μ and ν defined on the same space, the *Kullback-Leibler divergence* (KL-divergence a.k.a. *relative entropy*) is defined as

$$KL(\mu||\nu) := \int \log \left[\frac{d\mu}{d\nu} \right] d\mu \quad (1.124)$$

if μ is absolutely continuous w.r.t. ν and $KL(\mu||\nu) = \infty$ otherwise.¹¹ Its main properties are that it is (i) non-negative and zero only if $\mu = \nu$ (almost everywhere w.r.t. μ), (ii) jointly convex and (iii) it satisfies a data-processing inequality, i.e., it is non-increasing if the random variables corresponding to the two arguments undergo the same stochastic map. The KL-divergence is not a metric since it does neither satisfy the triangle inequality nor is it symmetric. Nevertheless, it can be useful to think of it as a distance measure (in the colloquial sense) between probability distributions. In the present context, the KL-divergence enters the discussion via the following inequality:

Lemma 1.39 (Fenchel-Young inequality for KL-divergence).¹² *Let μ, ν be probability measures on \mathcal{F} and $\varphi : \mathcal{F} \rightarrow \mathbb{R}$ a measurable function. Then*

$$\log \int_{\mathcal{F}} e^{\varphi} d\nu \geq \int_{\mathcal{F}} \varphi d\mu - KL(\mu||\nu).$$

Here, equality holds if $d\mu/d\nu = e^{\varphi}/(\int e^{\varphi} d\nu)$.

Proof. We define a probability measure μ_0 via $d\mu_0/d\nu := e^{\varphi}/(\int e^{\varphi} d\nu)$. Assuming that $KL(\mu||\nu) < \infty$ (as otherwise the statement is trivial) we know that μ is absolutely continuous w.r.t. ν and thus also w.r.t. μ_0 . Therefore

$$\begin{aligned} \int_{\mathcal{F}} \varphi d\mu - KL(\mu||\nu) &= \int_{\mathcal{F}} \varphi d\mu - \int_{\mathcal{F}} \log \left[\frac{d\mu}{d\nu} \right] d\mu \\ &= \int_{\mathcal{F}} \varphi d\mu - \int_{\mathcal{F}} \log \left[\frac{d\mu_0}{d\nu} \right] d\mu - \int_{\mathcal{F}} \log \left[\frac{d\mu}{d\mu_0} \right] d\mu \\ &= \log \left[\int_{\mathcal{F}} e^{\varphi} d\nu \right] - KL(\mu||\mu_0). \end{aligned}$$

The Lemma then follows from non-negativity of the Kullback-Leibler divergence, applied to $KL(\mu||\mu_0)$. \square

¹¹Here, $d\mu/d\nu$ is the *Radon-Nikodym derivative* (a.k.a. *relative density*). If the measures are given by probability densities p_{μ} and p_{ν} , then $d\mu/d\nu$ is the ratio of the two densities so that $KL(\mu||\nu) = \int p_{\mu}(x) [\log p_{\mu}(x) - \log p_{\nu}(x)] dx$.

¹²The fact that equality can be attained turns Lemma 1.39 into a useful variational principle that runs under the name *Gibbs variational principle* in thermodynamics.

This Lemma can now be used to derive a template for proving PAC-Bayesian bounds:

Proposition 1.40 (Template for PAC-Bayesian bounds). *Let ν be a probability measure on \mathcal{F} , and $\phi : \mathcal{F} \times (\mathcal{X} \times \mathcal{Y})^n \rightarrow \mathbb{R}$. With probability at least $1 - \delta$ w.r.t. repeated sampling of $S \in (\mathcal{X} \times \mathcal{Y})^n$, distributed according to a probability measure P_n , we have that for all probability measures μ on \mathcal{F} :*

$$\mathbb{E}_{h \sim \mu} [\phi(h, S)] \leq \frac{1}{n} \left(KL(\mu || \nu) + \log(1/\delta) + \log \mathbb{E}_{h \sim \nu} \mathbb{E}_{S' \sim P_n} [e^{n\phi(h, S')}] \right).$$

Proof. Applying Lemma 1.39 to $\varphi(h) := n\phi(h, S)$ gives

$$\mathbb{E}_{h \sim \mu} [\phi(h, S)] \leq \frac{1}{n} \left(KL(\mu || \nu) + \log \mathbb{E}_{h \sim \nu} [e^{n\phi(h, S)}] \right). \quad (1.125)$$

From Markov's inequality we know that with probability at least $1 - \delta$ w.r.t. repeated sampling of S according to P_n , we have

$$\mathbb{E}_{h \sim \nu} [e^{n\phi(h, S)}] \leq \frac{1}{\delta} \mathbb{E}_{S' \sim P_n} \mathbb{E}_{h \sim \nu} [e^{n\phi(h, S')}].$$

Using that ν does not depend on the sample S' we can interchange the expectation values and insert the inequality into Eq.(1.125) to complete the proof. \square

It is essential that ν is independent of S , whereas μ is allowed to depend on S . In fact, we will consider $\mu = \mu_S$, the distribution that characterizes the stochastic learning algorithm. Also note that at this point P_n is not required to be a product measure.

There are various reasonable choices for the function ϕ . The most popular one leads to the bounds in the following theorem in which $\text{kl} : [0, 1] \times [0, 1] \rightarrow [0, \infty]$ denotes the binary relative entropy, i.e.,

$$\text{kl}(p||q) := p \log \frac{p}{q} + (1-p) \log \frac{1-p}{1-q},$$

which is nothing but the relative entropy between the discrete probability distributions $(p, 1-p)$ and $(q, 1-q)$.

Theorem 1.29: PAC-Bayesian bounds

Let ν be a probability measure on \mathcal{F} , $\delta \in (0, 1)$, and R a risk function with values in $[0, 1]$. With probability at least $1 - \delta$ w.r.t. repeated sampling of $S \in (\mathcal{X} \times \mathcal{Y})^n$, distributed according to a product probability measure

P^n , the following inequalities hold for all probability measures μ on \mathcal{F} :

$$\text{kl}(\hat{R}_S(\mu) \| R(\mu)) \leq \frac{\mathcal{K}}{n}, \quad (1.126)$$

$$|\hat{R}_S(\mu) - R(\mu)| \leq \sqrt{\frac{\mathcal{K}}{2n}}, \quad (1.127)$$

$$|\hat{R}_S(\mu) - R(\mu)| \leq \sqrt{\frac{2\hat{R}_S(\mu)(1 - \hat{R}_S(\mu))\mathcal{K}}{n}} + \frac{\mathcal{K}}{n}, \quad (1.128)$$

where $\mathcal{K} := KL(\mu \| \nu) + \log(2\sqrt{n}/\delta)$.

Proof. (sketch) In order to derive Eq.(1.126), we use Prop.1.40 with $\phi(h, S) := \text{kl}(\hat{R}_S(h) \| R(h))$. The l.h.s. of the resulting inequality can be bounded by $\mathbb{E}_{h \sim \mu} [\text{kl}(\hat{R}_S(h) \| R(h))] \geq \text{kl}(\hat{R}_S(\mu) \| R(\mu))$ using joint convexity of the relative entropy. On the r.h.s. we have to estimate $E_{S' \sim P^n} [\exp n \text{kl}(\hat{R}_{S'} \| R(h))]$ for which the sharp¹³ upper bound $2\sqrt{n}$ has been shown by Maurer. Eq.(1.127) follows from Eq.(1.126) via Pinsker's inequality, which states that $\text{kl}(p, q) \geq 2|p - q|^2$. Similarly, Eq.(1.128) follows from Eq.(1.126) via the estimate

$$|p - q| \leq \sqrt{2p(1 - p)\text{kl}(p \| q)} + \text{kl}(p \| q).$$

□

Since the theorem holds uniformly over all probability measures μ , we may as well allow the measure to depend on S and set $\mu = \mu_S$ with μ_S characterizing a stochastic learning algorithm.

As it is clear from the proof, Eq.(1.126) is the strongest among the three stated inequalities. The main purpose of Eq.(1.127) is to display a familiar form and the main purpose of Eq.(1.128) is to show that the original inequality has a better n -dependence in the regime of extremal empirical error. The additional logarithmic dependence on n turns out to be unnecessary since it can be shown, using generic chaining techniques, that for some constant C

$$R(\mu) - \hat{R}_S(\mu) \leq C \sqrt{\frac{KL(\mu \| \nu) + \log(2/\delta)}{n}}.$$

The role of ν is the one of a 'free parameter' in the bound, which has to be chosen independent of S . It is often called a *prior distribution* although it need not reflect our knowledge or believe about the distribution—any ν will lead to a valid bound. Consider the simple case of a countable set \mathcal{F} and a deterministic algorithm leading to a hypothesis h . If ν assigns a probability $p(h)$ to the hypotheses, then $KL(\mu \| \nu) = \log(1/p(h))$. Hence, we essentially recover Thm.1.5.

So which prior ν should we choose? A smaller relative entropy term means a better bound. We cannot make $KL(\mu_S \| \nu)$ vanish though since ν must not

¹³Maurer also showed that \sqrt{n} is a lower bound.

depend on S precluding $\nu = \mu_S$. However, ν is allowed to depend on n as well as on the distribution P from which the training data is drawn. Although P is unknown, we may obtain insightful bounds and/or be able to bound the resulting term in a P -independent way. In light of this, it seems reasonable to choose ν so that $KL(\mu_S||\nu)$ is minimized in expectation:

Lemma 1.41 (Optimal prior distribution). *For any (not necessarily product) distribution of S we obtain*

$$\operatorname{argmin}_\nu \mathbb{E}_S [KL(\mu_S||\nu)] = \mathbb{E}_S[\mu_S], \quad (1.129)$$

if the minimum is taken over all probability measures ν .

Proof. This follows from considering the difference

$$\mathbb{E}_S [KL(\mu_S||\nu)] - KL(\mathbb{E}_S[\mu_S]||\nu) = H(\mathbb{E}_S[\mu_S]) - \mathbb{E}_S [H(\mu_S)].$$

Whatever the r.h.s. is¹⁴, the crucial point is that this difference is independent of ν . Hence, the measure ν that minimizes $KL(\mathbb{E}_S[\mu_S]||\nu)$ must also minimize $\mathbb{E}_S [KL(\mu_S||\nu)]$. From the properties of the relative entropy we know, however, that the former is minimized (to zero) for $\nu = \mathbb{E}_S[\mu_S]$. \square

If we insert the optimal prior into the expected relative entropy, we obtain the *mutual information* between the samples S and the hypotheses h . In general, if two random variables X and Y are governed by a joint distribution P_{XY} whose marginals are P_X and P_Y , then their mutual information is defined as

$$I(X : Y) := KL(P_{XY}||P_X \times P_Y), \quad (1.130)$$

i.e., the KL-divergence of P_{XY} from the product of its marginals. The mutual information quantifies correlations between random variables, it is symmetric in its arguments, non-negative and zero iff the random variables are independent.

Lemma 1.42. $\mathbb{E}_S [KL(\mu_S||\mathbb{E}_{S'}[\mu_{S'}])] = I(h : S)$, where S' denotes an independent copy of S .

Proof. The learning algorithm, described by μ_S , together with the distribution of S defines a probability distribution on the product space $\mathcal{F} \times (\mathcal{X} \times \mathcal{Y})^n$. Let us denote by $p(h, S)$ a corresponding probability density w.r.t. a suitable reference measure, by $p(h)$ and $p(S)$ the marginals of $p(h, S)$ and by $p(h|S) := p(h, S)/p(S)$ the conditional probability density. Then

$$\begin{aligned} \mathbb{E}_S [KL(\mu_S||\mathbb{E}_{S'}[\mu_{S'}])] &= \int_{(\mathcal{X} \times \mathcal{Y})^n} p(S) \left(\int_{\mathcal{F}} p(h|S) \log \left[\frac{p(h|S)}{p(h)} \right] dh \right) dS \\ &= \int \int p(h, S) \log \left[\frac{p(h, S)}{p(h)p(S)} \right] dh dS = I(h : S). \end{aligned}$$

\square

¹⁴It is the difference of two differential entropies that are defined relative to a suitable reference measure.

Inserting this observation back into the PAC-Bayesian bound, we obtain the following:

Theorem 1.30: Mutual Information PAC-bound

Let μ_S describe a stochastic learning algorithm, $\delta \in (0, 1)$ and let R be a risk function with values in $[0, 1]$. With probability at least $1 - \delta$ w.r.t. repeated sampling of $S \in (\mathcal{X} \times \mathcal{Y})^n$, distributed according to a product probability measure P^n , the following holds

$$\text{kl}(\hat{R}_S(\mu_S) \| R(\mu_S)) \leq \frac{1}{n} \left(\frac{2I(h : S)}{\delta} + \log \left[\frac{4\sqrt{n}}{\delta} \right] \right). \quad (1.131)$$

Proof. We have to modify the proofs of Prop.1.40 and Thm.1.29 essentially only at the step following Eq.(1.125). Using $\nu = \mathbb{E}_S[\mu_S]$ as prior, we can exploit Lem.1.42 together with Markov's inequality and upper bound $KL(\mu_S | \nu)$ in Eq.(1.125) by $I(h : S)/\delta$. In order to take into account that this holds again only with probability at least $1 - \delta$, we have to divide δ by two, invoking the union bound. In this way, Eq.(1.131) is obtain analogous to Eq.(1.126). \square

In the same way as in the proof of Thm.1.29, we could derive variants of this bound, which we omit, though. Although Thm.1.30 is not directly applicable, as the mutual information depends on the unknown distribution of S , it has a remarkable interpretation: it guarantees good generalization if the correlation between hypotheses and training data is small. In other words, if the learning algorithm manages to achieve small empirical risk without having learned too much about the actual sample S , it will also perform well on unseen data. A similar mutual information bound can also be derived for the expected generalization error:

Theorem 1.31: Mutual Information vs. expected generalization

Consider a stochastic learning algorithm, described by μ_S , a risk function with values in $[0, 1]$, and training data sets S drawn from a distribution over n independent elements. Then

$$\left| \mathbb{E}_S[\hat{R}_S(\mu_S) - R(\mu_S)] \right| \leq \sqrt{\frac{I(h : S)}{2n}}.$$

Proof. By definition, we can express the mutual information $I(h : S)$ in terms of the KL-divergence of the joint distribution from the product of its marginals. The KL-divergence, in turn, can be lower bounded using the Fenchel-Young inequality from Lem.1.39. With $\varphi(h, S) := \lambda \hat{R}_S(h)$ for $\lambda \in \mathbb{R}$ we obtain

$$\begin{aligned} I(h : S) &\geq \lambda \mathbb{E}[\hat{R}_S(h)] - \log \mathbb{E}[e^{\lambda \hat{R}_S(h)}] \\ &\geq \lambda \mathbb{E}[\hat{R}_S(h)] - \frac{\lambda^2}{8n} - \lambda \mathbb{E}[R(h)], \end{aligned} \quad (1.132)$$

where $\mathbb{E} = \mathbb{E}_S \mathbb{E}_h$ denotes the expectation w.r.t. the joint distribution of h and S , while $\bar{\mathbb{E}}$ denotes the expectation w.r.t. the product of their marginals. The second step in Eq.(1.132) follows from an application of Hoeffding's Lemma, which together with the independence of the n elements in S implies

$$\bar{\mathbb{E}} \left[e^{\lambda(\hat{R}_S(h) - \bar{\mathbb{E}}[R(h)])} \right] \leq \exp \frac{\lambda^2}{8n}.$$

The statement in the Lemma is then obtained by taking the maximum over λ in Eq.(1.132) and noting that $\bar{\mathbb{E}}[R(h)] = \mathbb{E}[R(h)]$. \square

An important property of the mutual information, which it inherits from the relative entropy, is the data processing inequality: in general, if A, B, C are random variables that form a Markov chain $A - B - C$ (i.e., A depends on C only via B), then $I(A : C) \leq I(A : B)$. Applied to the present context, if $h - B - S$ is a Markov chain that describes for instance preprocessing of the data or postprocessing of the hypotheses, then $I(h : S) \leq \min\{I(h : B), I(B : S)\}$.

Let us return to the more general PAC-Bayesian framework. Lem.1.41 derives the optimal prior ν for a fixed stochastic learning algorithm ('posterior') μ_S . What about the converse? What is the optimal choice for μ_S if ν is given? One possibility to interpret and address this question is to consider the expected weighted sum of empirical risk and relative entropy

$$\mathbb{E}_S \left[\hat{R}_S(\mu_S) + \frac{1}{\beta} KL(\mu_S || \nu) \right] \quad (1.133)$$

and ask for a μ_S that minimizes this expression. Here, $\beta > 0$ is a parameter that balances empirical risk minimization and generalization (where the latter is estimated by the relative entropy with prior ν , motivated by the PAC-Bayesian bounds). The resulting μ_S is often called the *Gibbs posterior* and the approach of sampling hypothesis according to the Gibbs posterior, the *Gibbs algorithm*.

Proposition 1.43 (Optimal posterior). *For given β and ν , Eq.(1.133) is minimized for all (not necessarily product) distributions of S if μ_S is chosen as*

$$\frac{d\mu_S}{d\nu}(h) = \frac{e^{-\beta \hat{R}_S(h)}}{\mathbb{E}_{h' \sim \nu} [e^{-\beta \hat{R}_S(h')}]}$$

Proof. This is an immediate consequence of the Fenchel-Young inequality for the relative entropy. Applying Lem.1.39 and setting $\varphi(h) = -\beta \hat{R}_S(h)$ we obtain

$$\begin{aligned} \mathbb{E}_S \left[\hat{R}_S(\mu_S) + \frac{1}{\beta} KL(\mu_S || \nu) \right] &\geq \mathbb{E}_S \left[\mathbb{E}_{h \sim \mu_S} \left[\hat{R}_S(h) + \frac{1}{\beta} \varphi(h) \right] - \frac{1}{\beta} \log \int e^\varphi d\nu \right] \\ &= -\frac{1}{\beta} \mathbb{E}_S \left[\log \int e^{-\beta \hat{R}_S} d\nu \right]. \end{aligned}$$

Since this lower bound does not longer depend on μ_S , we can exploit the conditions for equality in Lem.1.39 and arrive at the stated result. \square

Note that the Gibbs algorithm can be regarded as a stochastic version of empirical risk minimization, to which it converges in the limit $\beta \rightarrow \infty$.

Now it is tempting to combine the optimal posterior in Prop.1.43 with the optimal prior from Lem.1.41 or even to see-saw these optimizations. Unfortunately, the optimal prior turns out to be difficult to combine with the Gibbs posterior. The analysis becomes feasible, however, for the following pair of posterior and prior distribution, which is motivated by the above discussion. We define μ_S and ν in terms of probability densities p_S and q w.r.t. the same suitable reference measure¹⁵ as

$$p_S(h) := \frac{e^{-\beta \hat{R}_S(h)}}{Z_p}, \quad q(h) := \frac{e^{-\beta R(h)}}{Z_q}, \quad (1.134)$$

where Z_p and Z_q are normalization factors, defined by their purpose to let p_S and q become probability densities.

Theorem 1.32: Generalization bounds for Gibbs algorithms

Let μ_S and ν be given by Eq.(1.134) for some $\beta > 0$, and $\delta \in (0, 1)$. With probability at least $1 - \delta$ w.r.t. repeated sampling of $S \in (\mathcal{X} \times \mathcal{Y})^n$ from an i.i.d. distribution, the following two inequalities hold simultaneously

$$\text{kl}(\hat{R}_S(\mu_S) \| R(\mu_S)) \leq \frac{1}{n} \left(KL(\mu_S \| \nu) + \log [2\sqrt{n}/\delta] \right), \quad (1.135)$$

$$KL(\mu_S \| \nu) \leq \frac{\beta^2}{2n} + \beta \sqrt{\frac{2}{n} \log \frac{2\sqrt{n}}{\delta}}. \quad (1.136)$$

Moreover, $I(h : S) \leq \min \{ \beta, \beta^2/(2n) \}$, and

$$0 \leq \mathbb{E}_S [R(\mu_S) - \hat{R}_S(\mu_S)] \leq \frac{\beta}{2n}. \quad (1.137)$$

Proof. The first inequality is just Eq.(1.126). In order to arrive at the second inequality, observe that

$$\begin{aligned} KL(\mu_S \| \nu) &= \mathbb{E}_{h \sim \mu_S} \log \frac{Z_q e^{-\beta \hat{R}_S(h)}}{Z_p e^{-\beta R(h)}} \\ &= \beta \mathbb{E}_{h \sim \mu_S} [R(h) - \hat{R}_S(h)] - \log \frac{Z_p}{Z_q} \\ &= \beta \mathbb{E}_{h \sim \mu_S} [R(h) - \hat{R}_S(h)] - \log \int q(h) e^{\beta(R(h) - \hat{R}_S(h))} dh \\ &\leq \beta (\mathbb{E}_{h \sim \mu_S} - \mathbb{E}_{h \sim \nu}) [R(h) - \hat{R}_S(h)], \end{aligned} \quad (1.138)$$

where we used $Z_q^{-1} = \int q(h) e^{\beta R(h)}$ in the third line and concavity of the log in the last line. Eq.(1.138) implies that an upper bound on $KL(\mu_S \| \nu)$ can be derived

¹⁵Since we are interested in their relative entropy, the reference measure will drop out in the end.

by upper and lower bounding the expectation of $R(h) - \hat{R}_S(h)$ w.r.t. μ_S and ν , respectively. Both bounds can be obtained from Eq.(1.127) when applied to $\mu = \mu_S$ and $\mu = \nu$, respectively. Inserting these bounds into Eq.(1.138) we get

$$KL(\mu_S||\nu) \leq \frac{\beta}{\sqrt{2n}} \left(\sqrt{KL(\mu_S||\nu) + \log(2\sqrt{n}/\delta)} + \sqrt{\log(2\sqrt{n}/\delta)} \right).$$

The largest value of $KL(\mu_S||\nu)$ that is consistent with this inequality is obtained by assuming equality and solving the resulting quadratic equation. This leads to Eq.(1.136).

In order to obtain the claimed bound on the mutual information, we use that combining Lem.1.41 with Lem.1.42 leads to $I(h : S) \leq \mathbb{E}_S[KL(\mu_S||\nu)]$. This holds for an arbitrary probability measure ν and if we choose ν as assumed in the statement of the theorem, we can further bound $KL(\mu_S||\nu)$ via Eq.(1.138). In this way, we obtain

$$I(h : S) \leq \beta \mathbb{E}_S[R(\mu_S) - \hat{R}_S(\mu_S)]. \quad (1.139)$$

Note that the expectation values w.r.t. ν disappeared, due to \mathbb{E}_S . From Eq.(1.139) we can obtain the stated bound on the mutual information by, on the one hand, upper bounding the r.h.s. by β , and on the other hand, upper bounding it using Thm.1.31 and solving the resulting quadratic equation. The latter then leads to $I(h : S) \leq \beta^2/(2n)$. Reinserting this into Thm.1.31 finally leads to Eq.(1.137). \square

1.14 Ensemble methods

Ensemble methods are meta-algorithms that combine several machine learning algorithms or predictors to form a more powerful one. A famous example for the success of ensemble methods is the winner of the \$1M Netflix prize in 2009, which substantially improved Netflix' recommender system. All the top submissions in that competition were combinations of combinations of ... hundreds of predictors. The name of one of the two teams that performed best was "The Ensemble".

The common idea behind all ensemble methods is to train many learning algorithms, so-called *base learners* on (parts of) the training data and eventually combine them, for instance by averaging the resulting hypotheses or, in the case of classification, by combining them by means of a majority vote. The base learners are often chosen to be relatively simple objects. Their training can be done either in parallel or sequentially. This distinction can be seen as a first coarse classification of ensemble methods. Parallel schemes usually use different (possibly overlapping) subsets of the training data for the different base learners. This reduces dependencies between the resulting hypotheses so that averaging them has the tendency of reducing the variance and increasing stability. Sequential schemes, on the other hand, usually use the entire training

data set for every base learner and the training of each of them is adapted to the performance of its precursors. This usually increases the expressivity of the hypotheses class and decreases the bias but also the stability of the resulting learning algorithm.

We will briefly discuss *Bagging* as a paradigm for a parallel ensemble scheme and consider *AdaBoost* as well as the more general *gradient boosting* framework as examples for sequential ensemble schemes.

Bagging

Bagging stands for *Bootstrap AGGregatING*, which already points out the two main ingredients of the scheme: ‘bootstrapping’ of the training data for the training of base learners that are eventually ‘aggregated’. *Bootstrap sampling* is a simple resampling technique that produces a data set B by sampling with replacement from the training data set S . Often B is chosen to be of the same size as S . So if $|S| = |B| = n$ and each element in S is chosen with probability $1/n$, then the probability for a data point $z \in S$ to be not contained in B is $(1 - 1/n)^n \simeq 1/e \simeq 0.37$. The idea is now to produce many such bootstrap samples from S and to run a learning algorithm that yields a hypothesis $h_B \in \mathcal{F}$ upon input of any such B . In the end, the resulting hypotheses are combined. In the case of regression, we may just take the average. To get an intuition for the performance of the resulting hypothesis, which is then an element of $\text{span}[\mathcal{F}] \subseteq \mathcal{Y}^{\mathcal{X}}$, define $H := \mathbb{E}_B[h_B]$ the expected hypothesis obtained in this way, where the expectation value is taken w.r.t. the bootstrap samples B .

Theorem 1.33: L_2 -risk for averaged hypotheses

Consider B as a random variable to which a hypothesis $h_B : \mathcal{X} \rightarrow \mathcal{Y} = \mathbb{R}$ is assigned. Define $H := \mathbb{E}_B[h_B]$ and $\text{Var}[h_B(x)] := \mathbb{E}_B[(h_B(x) - H(x))^2]$. The L_2 -risk R (a.k.a. mean squared error) then satisfies

$$R(H) = \mathbb{E}_B[R(h_B)] - \mathbb{E}_X[\text{Var}[h_B(X)]]. \quad (1.140)$$

Proof. We can express the difference between the average risk and the risk of the average as

$$\begin{aligned} \mathbb{E}_B[R(h_B)] - R(H) &= \mathbb{E}_B \mathbb{E}_X [(h_B(X) - r(X))^2] - \mathbb{E}_X [(H(X) - r(X))^2] \\ &= \mathbb{E}_X [\mathbb{E}_B [(h_B(X))^2] - H(X)^2] \\ &= \mathbb{E}_X [\text{Var}[h_B(X)]], \end{aligned}$$

where the first equality exploited the representation of the L_2 -risk in terms of the regression function r from Thm.1.1. \square

Hence, if the base hypotheses h_B vary significantly with B , i.e. $\text{Var}[h_B(x)]$ tends to be large, for instance if the underlying learning algorithm is not very stable,

then we can expect that averaging improves the performance—compared to the average performance of the base learners. On the other hand, if (possibly due to a large overlap in the chosen data samples and stability of the chosen algorithm), the base hypotheses all perform very similarly, then Bagging is not of much help. Consequently, in practice, Bagging is typically used for classes of base learners that tend to be not very stable. Decision trees are a typical example where Bagging, or variants thereof, improve results significantly.

AdaBoost

One of the most popular ensemble methods for binary classification is *AdaBoost* (short for *Adaptive Boosting*). The basis of AdaBoost is a fixed hypotheses class $\mathcal{F} \subseteq \{-1, 1\}^{\mathcal{X}}$ whose elements we call *base hypotheses*. AdaBoost is a sequential, iterative method that when stopped after the T 'th iteration returns a hypothesis of the form

$$f := \operatorname{sgn} \left(\sum_{t=1}^T w_t h_t \right), \quad w_t \in \mathbb{R}, \quad h_t \in \mathcal{F}. \quad (1.141)$$

That is, f is constructed so that its prediction is a weighted majority vote of the predictions of T base hypotheses. Note that typically $f \notin \mathcal{F}$, unless \mathcal{F} is incidentally closed under such operations. In every iteration of AdaBoost an ERM-type algorithm for \mathcal{F} is called as a subroutine, which returns one of the h_t 's. The key idea is that the empirical risk that is minimized within this subroutine assigns different weights to the training data instances. The algorithm puts more weight on those instances that appear to be hard in the sense that they were misclassified by the previous h_t 's. Suppose the training data S consists of n pairs $(x_i, y_i) \in \mathcal{X} \times \{-1, 1\}$. Let $p^{(t)}$ be a yet-to-be-constructed probability distribution over S that is used in the t 'th iteration. Define by

$$\epsilon_t := \sum_{i=1}^n p_i^{(t)} \mathbb{1}_{h_t(x_i) \neq y_i} \quad (1.142)$$

the $p^{(t)}$ -weighted empirical risk of h_t , i.e., the error probability of h_t on S when the entries in S are weighted according to $p^{(t)}$. Given $p^{(t)}$, the hypothesis h_t is ideally chosen so that it minimizes this weighted empirical risk. We will, however, treat the selection of h_t as a black box and do not require that h_t really minimizes the weighted risk. ϵ_t is simply defined as in Eq.(1.142), whether this is optimal or not. From here define

$$w_t := \frac{1}{2} \ln \left(\frac{1 - \epsilon_t}{\epsilon_t} \right). \quad (1.143)$$

The details of this choice will become clear later. For now, observe that w_t increases with decreasing ϵ_t and that $w_t \geq 0$ whenever $\epsilon_t \leq \frac{1}{2}$, i.e., whenever the hypothesis h_t performs at least as good as random guessing. The update

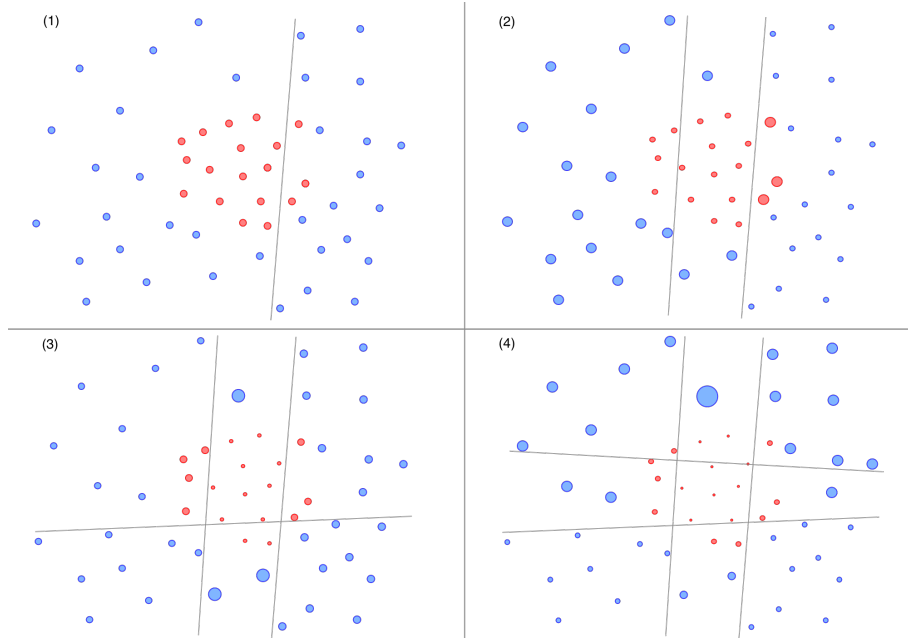


Figure 1.5: Schematic graphical depiction of four iterations of AdaBoost where the base hypotheses correspond to half-spaces. (1): In the beginning all data points are treated equally and obtain the same weight. A half space is chosen that minimizes the standard empirical risk. (2)-(4): In the following iterations the relative weight of the data points (depicted by their size) is changed depending on whether or not they were classified correctly by the previous hypothesis.

rule for the probability distribution then reads

$$\begin{aligned}
 p_i^{(t+1)} &:= \frac{p_i^{(t)}}{Z_t} \times \begin{cases} e^{-w_t} & \text{if } h_t(x_i) = y_i \\ e^{w_t} & \text{if } h_t(x_i) \neq y_i \end{cases} \\
 &= p_i^{(t)} e^{-w_t y_i h_t(x_i)} / Z_t,
 \end{aligned}$$

where Z_t is a normalization factor chosen so that $\sum_{i=1}^n p_i^{(t+1)} = 1$. Note that the step from $p^{(t)}$ to $p^{(t+1)}$ aims at increasing the weight that corresponds to (x_i, y_i) if x_i has been misclassified by h_t (in case h_t performs better than random guessing).

Upon input of the training data S , AdaBoost starts with a uniform distribution $p^{(1)}$ and iterates the above procedure, where in each iteration ϵ_t , w_t , h_t and $p^{(t+1)}$ are computed. The number T of iterations is a free parameter that essentially allows balancing between the estimation error and the approximation error. If the class \mathcal{F} of base hypotheses is simple, then small T may lead to a large approximation error, whereas choosing T very large makes it more likely that overly complex hypotheses are returned.

The following theorem shows that the empirical risk can decrease rapidly with increasing T :

Theorem 1.34: Empirical risk bound for AdaBoost

Let f be the hypothesis that is returned after T iterations of AdaBoost that led to intermediate weighted empirical risks $\epsilon \in [0, 1]^T$. Then the error probability of f on the training data set is bounded by

$$\hat{R}(f) \leq \prod_{t=1}^T 2\sqrt{\epsilon_t(1-\epsilon_t)}. \quad (1.144)$$

With $\gamma := \min\{|1/2-\epsilon_t|\}_{t=1}^T$ this implies in particular $\hat{R}(f) \leq \exp[-2\gamma^2 T]$.

Proof. Define $F := \sum_{t=1}^T w_t h_t$ and observe that with $p_i^{(1)} = 1/n$ we can write

$$\begin{aligned} p_i^{(T+1)} &= p_i^{(1)} \times \frac{e^{-w_1 y_i h_1(x_i)}}{Z_1} \times \cdots \times \frac{e^{-w_T y_i h_T(x_i)}}{Z_T} \\ &= \frac{e^{-y_i F(x_i)}}{n \prod_{t=1}^T Z_t}. \end{aligned} \quad (1.145)$$

If $f(x_i) \neq y_i$, then $y_i F(x_i) \leq 0$, which implies $e^{-y_i F(x_i)} \geq 1$. Therefore,

$$\hat{R}(f) = \frac{1}{n} \sum_{i=1}^n \mathbb{1}_{f(x_i) \neq y_i} \leq \frac{1}{n} \sum_{i=1}^n e^{-y_i F(x_i)} = \prod_{t=1}^T Z_t, \quad (1.146)$$

where the last step uses Eq.(1.145) together with the fact that the $p_i^{(T+1)}$'s sum up to 1. Next, we write the normalization factors Z_t in a more suitable form:

$$\begin{aligned} Z_t &= \sum_{i=1}^n p_i^{(t)} e^{-w_t y_i h_t(x_i)} = \sum_{i: h_t(x_i) \neq y_i} p_i^{(t)} e^{w_t} + \sum_{i: h_t(x_i) = y_i} p_i^{(t)} e^{-w_t} \\ &= \epsilon_t e^{w_t} + (1 - \epsilon_t) e^{-w_t} = 2\sqrt{\epsilon_t(1-\epsilon_t)}, \end{aligned} \quad (1.147)$$

where we have inserted w_t from Eq.(1.143). This completes the proof of Eq.(1.144). In order to arrive at the second claim of the theorem, we use that $1 - x \leq e^{-x}$ holds for all $x \in \mathbb{R}$, which allows us to bound

$$2\sqrt{\epsilon_t(1-\epsilon_t)} = \sqrt{1 - 4(\epsilon_t - 1/2)^2} \leq \exp[-2(\epsilon_t - 1/2)^2].$$

□

The proof reveals two more things about AdaBoost. First, we can understand the particular choice of the w_t 's. Looking at Eq.(1.147) one is tempted to choose them so that they minimize the expression $\epsilon_t e^{w_t} + (1 - \epsilon_t) e^{-w_t}$ and,

indeed, this is exactly what the choice in Eq.(1.143) does. Second, notice that after inserting all expressions we obtain

$$\sum_{i:h_t(x_i)=y_i} p_i^{(t+1)} = \sum_{i:h_t(x_i)=y_i} \frac{p_i^{(t)}}{Z_t} e^{-w_t} = (1 - \epsilon_t) \frac{e^{-w_t}}{Z_t} = \frac{1}{2}.$$

This means that in every iteration the new probability distribution $p^{(t+1)}$ is chosen so that the correctly classified instances all together get total weight one half (and so do the misclassified ones). Hence, $p^{(t+1)}$ can be computed from $p^{(t)}$ by a simple rescaling of the probabilities of these two sets.

Thm.1.34 shows that if we manage to keep the error probabilities ϵ_t a constant γ away from $1/2$ (the performance of flipping a coin), the empirical risk will decrease exponentially in the number T of iterations. More precisely, it is upper bounded by a decreasing exponential—it does in fact not have to decrease monotonically itself.

Gradient boosting

At first glance, AdaBoost may seem somewhat mysterious. One way that might shed some light on the mystery is to view AdaBoost as part of a larger family of sequential ensemble methods that run under the name *gradient boosting*. The basic idea behind those methods is to sequentially build up a linear combination of base hypotheses by following gradient descent steps in function space. Here, the function whose gradient is considered is the empirical risk (or a suitable smooth and/or convex upper bound to it). In this way, the performance on the training data is improved step-by-step.

In order to formalize this idea, let us fix a class $\mathcal{F} \subseteq \mathbb{R}^{\mathcal{X}}$ of base hypotheses and define a positive, symmetric bilinear form $\langle f, g \rangle_{\mu} := \frac{1}{n} \sum_{i=1}^n f(x_i)g(x_i)$ for $f, g \in \text{span}[\mathcal{F}]$. Here, μ indicates the ‘empirical measure’ that is determined by the points x_1, \dots, x_n appearing in the training data. When restricted to the latter, we can now regard every element of $\text{span}[\mathcal{F}]$ as an element of the inner product space $L_2(\mu)$, which in turn can be identified with \mathbb{R}^n via $f(x_i) =: f_i$. In this way, we can also regard the empirical risk as a function $\hat{R} : L_2(\mu) \rightarrow \mathbb{R}$. Starting from a base hypothesis h , it is in the light of empirical risk minimization now tempting to continue with an improved hypothesis of the form

$$h - \alpha \nabla \hat{R}(h), \tag{1.148}$$

i.e., to move with a suitably chosen step-size $\alpha > 0$ in the direction of steepest descent w.r.t. \hat{R} . This direction is given by the negative gradient of \hat{R} . If the step in Eq.(1.148) can be made to work, it can be iterated yielding a sequentially growing linear combination of hypotheses with decreasing empirical risk. Assuming that the loss function is differentiable in its second argument we can express the i -th component of the gradient as

$$\left(\nabla \hat{R}(h) \right)_i = \partial_2 L(y_i, h(x_i)). \tag{1.149}$$

Before continuing with the general discussion, let us look at an instructive example and consider the quadratic loss $L(y, y') := (y - y')^2/2$ for which $\nabla \hat{R}(h)_i = h(x_i) - y_i$. Inserting this with $\alpha = 1$ into Eq.(1.148) exhibits some closely related issues that have to be resolved before the underlying idea can work: (i) already after the first step the resulting hypothesis $h - \nabla \hat{R}(h)$ has zero empirical risk, suggesting that the method is prone to overfitting; (ii) as an element of $L_2(\mu)$ the gradient is only defined for $x \in \{x_1, \dots, x_n\}$; (iii) there is no general reason for the gradient to be realizable within \mathcal{F} .

For these reasons, instead of choosing the gradient itself, one uses an approximation of the gradient within \mathcal{F} . This can be done for instance by choosing a $g \in \mathcal{F}$ that maximizes the overlap with the negative gradient in the sense that ideally

$$g := \operatorname{argmax}_{f \in \mathcal{F}} \frac{-\langle \nabla \hat{R}(h_t), f \rangle_\mu}{\sqrt{\langle f, f \rangle_\mu}}. \quad (1.150)$$

From now on assume that $\mathcal{F} \subseteq \{-1, 1\}^{\mathcal{X}}$, which implies that $\langle f, f \rangle_\mu = 1$ for any $f \in \mathcal{F}$. Moreover, we restrict the discussion to loss functions of the form $L(y, y') := \phi(y y')$ with $\phi : \mathbb{R} \rightarrow \mathbb{R}$ decreasing and differentiable (or convex in which case a subderivative can be used instead of the derivative). Common examples are $\phi(z) = e^{-z}$, giving rise to the *exponential loss*, $\phi(z) = \max\{1 - z, 0\}$, leading to the *hinge loss*, or $\phi(z) = \log_2(1 + e^{-z})$ yielding the *logit loss*. Note that these are all convex upper bounds on the 0-1-loss function in the sense that $\phi(yz) \geq \mathbb{1}_{y \neq \operatorname{sgn}[z]}$ for all $z \in \mathbb{R}$ and $y \in \{-1, 1\}$.

Expressing the overlap with the gradient, which appears in Eq.(1.150), in terms of ϕ gives

$$\begin{aligned} \langle \nabla \hat{R}(h_t), f \rangle_\mu &= \frac{1}{n} \sum_{i=1}^n f(x_i) y_i \phi'(y_i h(x_i)) \\ &= \frac{1}{n} \sum_{i=1}^n \phi'(y_i h(x_i)) (1 - 2\mathbb{1}_{f(x_i) \neq y_i}). \end{aligned}$$

Therefore, the maximizers of Eq.(1.150) are the minimizers of a weighted empirical risk function of the form

$$\epsilon := \sum_{i=1}^n p_i \mathbb{1}_{f(x_i) \neq y_i}, \quad \text{with } p_i := \frac{\phi'(y_i h(x_i))}{\sum_{j=1}^n \phi'(y_j h(x_j))}.$$

Once a function $g \in \mathcal{F}$ that (ideally) minimizes this expression is chosen, it remains to determine the step size α . A natural way to do this is via ‘line search’, i.e., by minimizing $\hat{R}(h + \alpha g)$ w.r.t. α . For the exponential loss this minimization can be done analytically and, after few elementary steps, leads precisely to the expression found in AdaBoost, namely

$$\alpha = \frac{1}{2} \ln \frac{1 - \epsilon}{\epsilon}.$$

Generalization bounds

In order to get a theoretical bound on the risk of ensemble methods like AdaBoost, i.e., on the performance beyond the training data, we first look at the VC-dimension:

Theorem 1.35: VC-dimension of linearly combined classifiers

Let d be the VC-dimension of $\mathcal{F} \subseteq \{-1, 1\}^{\mathcal{X}}$ and for $T \in \mathbb{N}$ define $\mathcal{F}_T := \{f = \text{sgn} \sum_{t=1}^T w_t h_t \mid w_t \in \mathbb{R}, h_t \in \mathcal{F}\}$. Then the growth function Γ of \mathcal{F}_T satisfies

$$\Gamma(n) \leq \left(\frac{en}{T}\right)^T \left(\frac{en}{d}\right)^{Td} \quad \text{and} \quad (1.151)$$

$$\text{VCdim}(\mathcal{F}_T) \leq 2T(d+1) \log_2(2eT(d+1)). \quad (1.152)$$

Proof. In order to bound the growth function we regard $\mathcal{F}_T = \mathcal{G} \circ \mathcal{H}$ as a composition of two function classes

$$\begin{aligned} \mathcal{G} &:= \left\{ g : \mathbb{R}^T \rightarrow \{-1, 1\} \mid g(z) = \text{sgn} \sum_{i=1}^T w_i z_i, w_i \in \mathbb{R} \right\}, \\ \mathcal{H} &:= \left\{ h : \mathcal{X} \rightarrow \mathbb{R}^T \mid h(x) = (h_1(x), \dots, h_T(x)), h_t \in \mathcal{F} \right\}. \end{aligned}$$

Following Lemma 1.4 we have $\Gamma(n) \leq \Gamma_{\mathcal{G}}(n)\Gamma_{\mathcal{H}}(n)$ where $\Gamma_{\mathcal{G}}$ and $\Gamma_{\mathcal{H}}$ denote the growth functions of \mathcal{G} and \mathcal{H} , respectively. Since the VC-dimension of \mathcal{G} is equal to T by Thm.1.9, we can apply Thm.1.8 and obtain $\Gamma_{\mathcal{G}}(n) \leq (en/T)^T$. The product structure of \mathcal{H} implies that $\Gamma_{\mathcal{H}}(n) = \Gamma_{\mathcal{F}}(n)^T$ where $\Gamma_{\mathcal{F}}$ denotes the growth function of \mathcal{F} . The latter can by Thm.1.8 be bounded in terms of the VC-dimension so that $\Gamma_{\mathcal{F}}(n) \leq (en/d)^d$. Collecting the terms this finally leads to Eq.(1.151).

In order to arrive at a bound for the VC-dimension, note that $D \geq \text{VCdim}(\mathcal{F}_T)$ if $2^D > \Gamma(D)$. Inserting the upper bound on the growth function from Eq.(1.151) this is implied by

$$D > T(d+1) \log_2(eD) - T \log_2 T - dT \log_2 d.$$

Straight forward calculation shows that this is satisfied if we choose D equal to the r.h.s. of Eq.(1.152). \square

Comparing the scaling of this bound for the VC-dimension with the one of the empirical risk in Thm.1.34 is somewhat promising: while the VC-dimension grows not much faster than linearly with T , the empirical risk ideally decreases exponentially. In practice, AdaBoost has been observed to be remarkably resistant against overfitting as long as the data is not too noisy.

Finally, we discuss a different class of bounds, variants of which are often used for over-parameterized or parameter-free methods – so-called *margin bounds*.

These bounds involve an additional parameter that corresponds to a particular confidence level of the classifier.

For a simple example of such a bound, consider a loss function of the form $L(y, y') := \phi(y \cdot y')$, where $\phi : \mathbb{R} \rightarrow \mathbb{R}$ is defined as

$$\phi(z) := \begin{cases} 0, & z \geq 0, \\ 1 - \frac{z}{\rho}, & z \in [0, \rho], \\ 1, & z \leq 0, \end{cases} \quad (1.153)$$

for some *margin* $\rho \geq 0$. The function ϕ is an upper bound on the step-function that corresponds to the 0-1-loss. More specifically, if $y \in \{-1, 1\}$ and $h(x) \in \mathbb{R}$, then

$$\mathbb{1}_{\text{sgn}(h(x)) \neq y} \leq \mathbb{1}_{h(x)y \leq 0} \leq \phi(h(x)y) \leq \mathbb{1}_{h(x)y \leq \rho}. \quad (1.154)$$

If we denote by $R_\rho(h)$ the risk of a given hypothesis h w.r.t. this loss function and by $R(h)$ the risk w.r.t. the 0-1-loss of $\text{sgn} \circ h$, then the inequality from the first to the third term in Eq.(1.154) implies that $R(h) \leq R_\rho(h)$. Combining this with results about Rademacher complexities from Sec.1.8 we get:

Theorem 1.36: Margin-Rademacher bound for binary classifiers

Let $\mathcal{F} \subseteq \mathbb{R}^{\mathcal{X}}$, $\rho \in (0, \infty)$, $\delta \in (0, 1]$. With probability at least $(1 - \delta)$ w.r.t. repeated sampling of an i.i.d. training data set from $(\mathcal{X} \times \{-1, 1\})^n$, every $h \in \mathcal{F}$ satisfies

$$R(h) \leq \hat{R}_\rho(h) + \frac{2}{\rho} \mathcal{R}_n(\mathcal{F}) + \sqrt{\frac{\ln \frac{1}{\delta}}{2n}}. \quad (1.155)$$

Note: The rightmost inequality of Eq.(1.154) implies that $\hat{R}_\rho(h)$ can be upper bounded by the fraction of data points that have either been misclassified or classified correctly with $h(x_i)y_i \leq \rho$.

Proof. Applying Eq.(1.66) to the case with loss function $L(y, y') := \phi(y \cdot y')$ we obtain that with probability at least $(1 - \delta)$ any $h \in \mathcal{F}$ satisfies

$$R_\rho(h) \leq \hat{R}_\rho(h) + 2\mathcal{R}_n(\mathcal{G}) + \sqrt{\frac{\ln \frac{1}{\delta}}{2n}},$$

where $\mathcal{G} := \{(x, y) \mapsto \phi(h(x)y) \mid h \in \mathcal{F}\}$. Since $|y| = 1$ and ϕ is $1/\rho$ -Lipschitz, the properties of the Rademacher complexity stated in Thm.1.16 imply in addition that $\mathcal{R}_n(\mathcal{G}) \leq \mathcal{R}_n(\mathcal{F})/\rho$. \square

Notes and literature Ensemble methods entered the focus of machine learning around 1990 when Hansen and Salamon [HS90] observed that ensembles of neural networks can perform better than both, individual and average networks. At the same time, Schapire [Sch90] investigated the possibility of ‘boosting hypothesis’ from a purely theoretical perspective and thereby solved an open problem of Kearns and Vailant [KV89] by showing that two a priori different notions of learnability (‘weak’ and ‘strong’) coincide. Schapire

showed that in the PAC-learning framework it is possible to boost hypotheses that perform only slightly better than random guessing to hypotheses that perform well on almost all data points. This is in particular achieved by the AdaBoost algorithm that was introduced by Freund and Schapire [FS95, FS97] who received the 2003 Gödel Prize in theoretical computer science for their paper. One of the most widespread applications of a result of an AdaBoost-type algorithm is the Viola-Jones face detection algorithm [VJ01]. Despite the existence of better deep-learning algorithms, it is still used a lot due to its remarkable efficiency.

The gradient descent perspective on boosting algorithms goes back to Friedman [Fri01] and Mason, Baxter, Bartlett, and Frean [MBBF99]. A related optimization perspective has been taken in earlier work by Breiman [Bre97]. *Margins* were first used in the analysis of kernelized support vector machines [BGV92]. In the context of boosting algorithms margin bounds were introduced in an effort [SFBL97] of explaining the surprising effectiveness of AdaBoost. In particular, the observation that the method tends to be unexpectedly robust against overfitting and that the test error often decreases even after the training error has reached zero.

Bagging was introduced by Breiman in [Bre96]. One of its most frequently used variants runs under the name *random forests* [Bre01], which refers to the fact that the method is based on random ensembles of decision trees. The latter are prone to overfitting and unstable behavior—a problem that is to a large extent cured by using a variance-reducing ensemble method such as Bagging. A real-world application of random forests is for instance the human pose recognition algorithm that is used in Microsoft’s Kinect for the Xbox [SFC⁺11].

More details can be found in textbooks on ensemble methods in general [Zho12] or boosting [SF12] in particular.

Chapter 2

Neural networks

2.1 Information processing in the brain

The human brain contains nearly 10^{11} *neurons*, which can be regarded as its basic information processing units. A typical neuron consist of a *cell body*, *dendrites*, which receive incoming signals from other neurons, and an *axon*, which transmits signals to other neurons. While there are typically several dendrites originating from the cell body and then branching out in the neighborhood of the neuron, there is only one axon, which may have a local branching in the neighborhood of the cell body and a second branching at a distance. This can mean everything from 0.1mm to 2m.

On the macroscopic scale, if we regard the human brain as a whole, we see it covered with a folded outer layer, which is about 3mm thick (when unfolded), and called the *cerebral cortex*. The largest part of the cerebral cortex is also its evolutionary youngest part and for this reason called the *neocortex*. This structure, which is also called the *six-layered cortex*, is present only in the brain of mammals and makes up more than 3/4 of the human brain.

If we look at slices of the brain, we see the cerebral cortex as *gray matter* clearly separated from the *white matter*, which it surrounds. White matter almost exclusively consists of axons that connect more distant parts of the brain. The axons originate from neurons (mainly so-called pyramidal neurons, named after their shape), which are part of the gray matter, then leave the gray matter, traverse parts of the brain in the white matter, which is formed by them, and then reenter the gray matter and connect to other neurons. In this sense, white matter is related to (long distance) communication, whereas information storage and processing happens in the gray matter. The difference in color stems from the myelin, a fatty white substance which covers the axons in the white matter. The main purpose of the myelin sheaths is to increase the speed at which signals travel down the axons. Therefore, only the long distance connections are covered with myelin.

The gray matter exhibits horizontal as well as vertical substructures. In

many regions, six horizontal layers can be identified that are distinguished depending on the occurring neuronal cell types and/or the types of connections with other regions.¹ There are also vertical units, called *cortical (mini)columns*, which are sometimes regarded as the basic functional units (or elementary pattern recognizers) in the brain. However, this viewpoint is subject of debate.

A typical pyramidal neuron in the neocortex forms a highly connected local network in the gray matter where it is connected to about 10^4 of its neighbors that are less than 1mm apart. In addition, via the axon traversing the white matter, the neuron is connected to a similar number of distant neurons. There is evidence that connections between different regions of the neocortex are typically two-way connections in the sense of region-to-region, but usually not point-to-point.

The neocortex is very homogeneous throughout the brain so that different functions that are assigned to different areas are not obviously reflected physiologically. The assignment of special functions to specific areas clearly depends on which parts or sensory inputs the area is connected to.

The signals between neurons are electrical pulses that originate in a change of the electrical potential of in total about 100mV—the *action potential*. Such a pulse takes about 1ms and travels down the axon where it reaches so-called *synapses* at the axon's branches. A synapse connects the axon of one neuron with the dendrite of another neuron. The signal transmission within most synapses is of chemical nature. The arriving electrical pulse induces a chemical process inside the synapse, which in turn leads to a change of electrical potential in the postsynaptic neuron. The time it takes for a signal to pass a chemical synapse is around 1ms.

In the dendritic part of the postsynaptic neuron all the incoming signals are integrated. If they lead to a joint stimulus above a certain threshold, they will cause an action potential and the neuron will fire. This is an all-or-nothing process and all stimuli above threshold lead to the same pulse with standardized amplitude and duration. While the outgoing signal in this way can be considered digital, the integration/accumulation of the incoming signals appears to be more of analog nature.

The effect of an incoming pulse on the postsynaptic neuron can vary significantly—over time, in duration and in strength. It may change the potential from milliseconds to minutes and during this period have an excitatory or an inhibitory effect.² The variability of the strength of this effect is considered crucial for purposes of learning and memorization.

A neuron can fire several hundred times per second (while the average firing rate appears to be closer to 1Hz). A limiting factor to higher rates is the duration of each pulse and a corresponding *refractory period* of about 1ms after initiation of an action potential during which no stimulus can lead to firing. Within about 4ms after this strict refractory period stimuli still have to be stronger than usual

¹These layers, however, are very different from the layers we will encounter later on.

²However, connections between pyramidal neurons, which are believed to belong to the majority of synapses in the cerebral cortex, are exclusively excitatory.

to lead to an action potential. This period is called *relative refractory period*.

Everything said in this section merely describes (in a nutshell) the basic structure and physiology that is thought to be relevant for information processing in the brain. How memory and learning actually work on the basis of the described pieces, is much less understood and has to be left aside here.

Let us finally make a rough comparison between the human brain and present day computers in terms of the basic numbers. The power consumption of the brain is around 20 Watts and thus about the same as the one of a present day laptop. Also the estimated number of neurons (10^{11}) is not too far from the number of transistors, e.g. $1.6 \cdot 10^{10}$ on the Apple M1 chip. Significant differences lie in the connectivity, the frequency and the related logical depth. A transistor is only directly connected to a few others, it runs with a clock rate of several GHz and can be involved in computations of enormous logical depth. A neuron in comparison is connected to 10^4 or more others, but operates at frequencies of only a few hundred Hz, which is a factor of 10^7 below the computers clock rates. Since most ‘computations’ in the brain are nevertheless done within a fraction of a second, they cannot have logical depth significantly beyond 100.

Other noticeable differences between computers and brains are that while the former work deterministically, use universal clock cycles and are still essentially 2D structures, the latter appear to be of stochastic nature, work without universal clock cycles and make better use of the third dimension.

Notes and literature The *neuron doctrine*, i.e. the view that the brain is composed of separate cellular units—the *neurons*—goes back to Santiago Ramón y Cajal. Ramón y Cajal beautifully visualized (see [SNA⁺17]) individual neurons including their dendrites and axons using the *silver staining* technique developed by Camillo Golgi. Together, Ramón y Cajal and Golgi received the Nobel Prize in Physiology in 1906. 75 years later, the Prize went to David Hubel and Torsten Wiesel. In addition to deepening our understanding of the functioning of the brain, their work on the information processing in the visual system turned out to be a source of inspiration for the development of artificial neural networks. For more details and insights into neural science see for instance [KSJ⁺13].

2.2 From artificial neurons to networks

Artificial neurons A simple artificial neuron model that incorporates some of the properties of biological neurons described in the last section is the *Perceptron*, introduced by Rosenblatt in 1957. More specifically, the Perceptron model of a single artificial neuron incorporates (i) several inputs whose effects are determined by variable weights, (ii) a single output (which may, however, be copied/fanned out an arbitrary number of times), (iii) integration of input signals and (iv) an all-or-nothing process with adjustable threshold.

Mathematically, each input is characterized by a real number x_i where $i = 1, \dots, d$ runs over the number of inputs. Each of the input lines gets assigned a

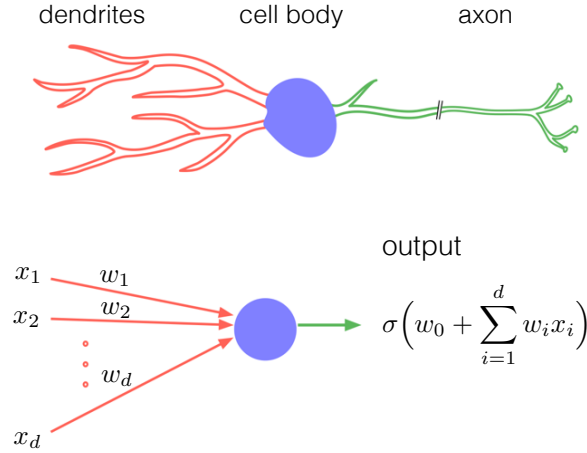


Figure 2.1: Schematic depiction of a biological neuron and the corresponding mathematical model given by a simple Perceptron.

weight $w_i \in \mathbb{R}$. The mapping from the inputs to the output is then modeled by

$$x \mapsto \sigma\left(w_0 + \sum_{i=1}^d w_i x_i\right), \quad (2.1)$$

where $w_0 \in \mathbb{R}$ plays the role of a threshold value and the *activation function* $\sigma : \mathbb{R} \rightarrow \mathbb{R}$ is, in the case of the Perceptron, given by the step-function $\sigma(z) = \mathbb{1}_{z \geq 0}$. It is sometimes convenient to regard w_0 as the weight of a constant input $x_0 = 1$. We will call the model in Eq.(2.1) a *simple Perceptron*.

Nowadays, one usually considers generalizations of this model that differ from the original Perceptron in the choice of the activation function. The main motivation for choosing a different activation function is to enable gradient descent techniques for learning algorithms. Possible choices of activation functions are:

- *Hyperbolic tangent* $\sigma(z) = \tanh(z)$,
- *Logistic sigmoid*³ $\sigma(z) = \frac{1}{1+e^{-z}}$, which is related to the hyperbolic tangent via the affine transformation $2\sigma(2z) - 1 = \tanh(z)$,
- *Rectified linear* $\sigma(z) = \max\{0, z\}$. An artificial neuron described by Eq.(2.1) with such a rectified linear activation function is called a *rectified linear unit* (ReLU).
- Modifications of the ReLU that avoid constant pieces, such as the *leaky ReLU* with $\sigma(z) = \max\{\alpha z, z\}$ for some $\alpha \in (0, 1)$, the *softplus* $\sigma(z) =$

³“Sigmoidal” just means S-shaped.

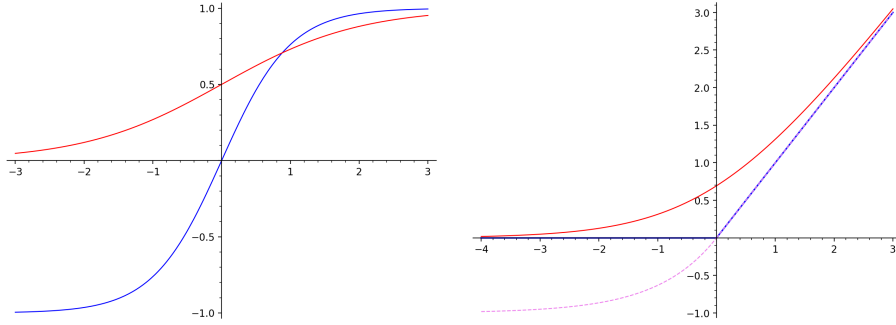


Figure 2.2: Activation functions. Left: the *logistic sigmoid* (red) and the *hyperbolic tangent* (blue) can be regarded as smooth variations of step-functions. Right: *softplus* (red) and *exponential linear* function (dashed violet) are modifications of the *rectified linear* activation function (blue).

$$\ln(1 + e^z), \text{ or the } \textit{exponential linear unit} \text{ (ELU) with } \sigma(z) = z \cdot \mathbb{1}_{z \geq 0} + (e^z - 1) \cdot \mathbb{1}_{z < 0}.$$

Note that the logistic sigmoid function and the hyperbolic tangent are smooth versions of the step functions $\mathbb{1}_{z \geq 0}$ and $\text{sgn}(z)$, respectively. In practice, the logistic sigmoid and tanh, which were used over decades, were essentially replaced in the 2010's by rectified linear activation functions and their modifications.

A multivariate function of the form $\mathbb{R}^d \ni x \mapsto \sigma(w \cdot x)$ with $\sigma : \mathbb{R} \rightarrow \mathbb{R}$ is often called a *ridge function* – especially in the context of approximation theory. Note that every ridge function is constant on hyperplanes characterized by $w \cdot x = c$. In the case of a simple Perceptron with $\sigma(z) = \mathbb{1}_{z \geq 0}$ we have that the set of points in \mathbb{R}^d that are mapped to 1 forms a closed half space. This relation between simple Perceptrons and half spaces is obviously bijective and often provides a useful geometric depiction. However, the simplicity of this geometry also suggests that a simple Perceptron will only be sufficiently expressive in very few cases. Richer function classes can be obtained from the model in Eq.(2.1) in at least three a priori different ways:

- By using the function class defined by Eq.(2.1) as base hypotheses for boosting algorithms as discussed in Sec.1.14.
- By first embedding the data in a larger (typically infinite-dimensional) space and applying the linear structure of Eq.(2.1) in this larger space. This is the approach of kernel-based support vector machines, which will be discussed in chapter 3.
- By combining and composing several artificial neurons to a neural network.

Neural networks Composing several artificial neurons of the type just introduced by making use of the possibility to fan out their outputs we obtain a

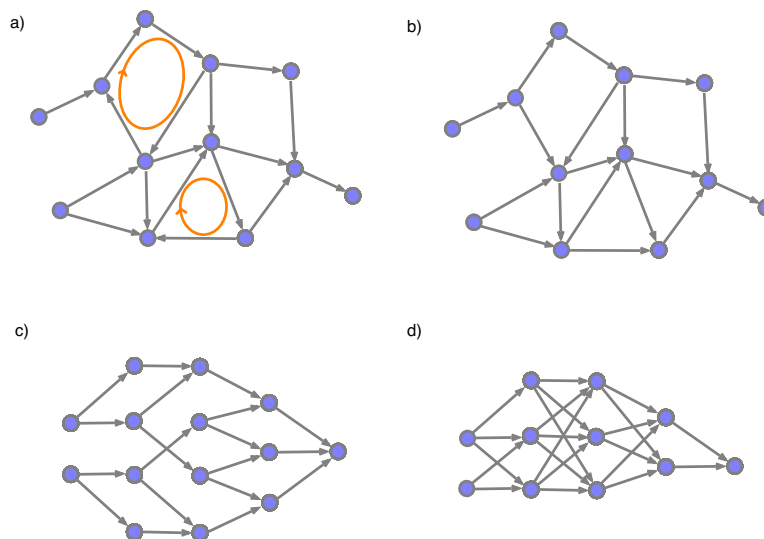


Figure 2.3: Graphs that correspond to a) a recurrent neural network (where the cycles are indicated by loops), b) a feedforward neural network, c) a layered feedforward neural network and d) a fully connected layered feedforward neural network.

neural network. This is then described by a weighted directed graph $G = (V, E)$ where vertices correspond to single neurons or input/output nodes, directions mark the flow of signals and the weights are the w_i 's assigned to every individual neuron's inputs. For a weighted directed graph to represent a neural network in the usual sense, there need to be input and output nodes, which are usually vertices with only outgoing and only incoming edges, respectively. In addition, we have to assign an individual threshold value w_0 to every neuron and choose an activation function σ . The latter is often chosen equally for all hidden neurons. The activation function of the output neuron(s) is sometimes chosen differently or simply omitted. A simple reason for a different choice at the output is to match the desired range, e.g. \mathbb{R} in case of regression or a particular discrete set in case of classification.

The graph underlying a neural network is called the network's *architecture*, which then neglects the values of weights and thresholds. If the graph is an *acyclic* directed graph, meaning it does not contain directed cycles, then the network is called a *feedforward* network. Otherwise, it is called a *recurrent* network. A particular class of feedforward neural networks are *layered* (a.k.a. multilayered) feedforward neural networks. In this case the vertices $V = \bigcup_{l=0}^m V_l$ are arranged into disjoint *layers* $\{V_l\}_{l=0}^m$ so that connections only exist between neighboring layers, i.e., $E \subseteq \bigcup_{l=0}^{m-1} \{(u, v) | u \in V_l, v \in V_{l+1}\}$. m is then called the *depth* of the network and $m - 1$ is the number of *hidden layers* ("hidden" in the sense of in between input and output). The *width* of such a network

denotes the maximum number of neurons in a single layer, i.e., $\max_l |V_l|$. In the following we will focus on layered feedforward networks. If there is no further specification, we will always assume that neighboring layers are *fully connected*, i.e., every element of V_l is connected to every element in V_{l+1} .

Other models Before analyzing in greater detail layered feedforward neural networks, let us make one step back and have a quick look at other models that run (or might run) under the name ‘artificial neural network’ as well. What all these models have in common is an underlying graph structure with the vertices of the graph playing the role of ‘artificial neurons’. That is, they are all *graphical models*. Probably the biggest distinction is between directed and undirected graphs.

In models using directed graphs, the neurons can directly be seen as ‘information processing units’ for which the directions of the edges specify the directions of the information flow. Mathematically speaking, in this case one assigns to each neuron a function from a product space corresponding to the incoming edges to the one of the outgoing edges. In principle, this could be any function. In practice, however, the traditional structure of this function is an affine mapping composed with a non-affine and component-wise acting function $\sigma : \mathbb{R} \rightarrow \mathbb{R}$ composed with a fan-out. Here the ‘activation function’ σ is usually fixed so that all the free parameters of the model are contained in the affine transformations. While in the case of recurrent networks one has to deal with time series, in the case of feedforward networks the entire network then is characterized by a single function from the input to the output space. In the layered case this is thus of the form

$$\mathbb{R}^d \ni x \mapsto \sigma_m \circ A_m \circ \sigma_{m-1} \circ \dots \circ A_2 \circ \sigma_1 \circ A_1 x,$$

i.e., an alternation of affine maps A_1, \dots, A_m , which carry all free parameters, with fixed activation functions. The latter are often chosen all equal and from \mathbb{R} to \mathbb{R} (then applied component-wise), but are not necessarily so. It seems that this structure is relaxed more and more. Nevertheless, for the largest part of the analysis, we will consider this ‘traditional’ structure. This also concerns the use of deterministic functions A and σ rather than the application of stochastic mappings, which would probably be closer to the biological origin and fall into the realm of *Bayesian networks*.

Models based on undirected graphs are of different nature and will not be discussed beyond this paragraph. The idea in this case is to assign a random variable to each vertex and to let them ‘interact’ according to the pattern specified by the graph. This leads to *Markov random fields* and models that are well-studied in statistical physics under the names *Ising-/Potts model* or *Spin glasses*. Used as neural networks, where the parameters of the interactions are to be learned, these models are called *Boltzmann machines*.

Notes and literature An early simple mathematical model of a neuron was suggested by McCulloch and Pitts in 1943 [MP43]—following the work of Pitts’ advisor Rashevsky [Ras38]. The McCulloch-Pitts-cell can be viewed as a special case of a simple Perceptron

where signals are restricted to $\{0,1\}$ and weights only occur by grouping incoming signals into inhibitory and excitatory ones. The work of McCulloch and Pitts made clear that every Boolean function can be computed by a network composed of such cells. The *Perceptron* was introduced by Frank Rosenblatt [Ros58, Ros61]. In 1969, Rosenblatt's High school mate Minsky together with Papert published the book "Perceptrons" [MP69], which described capabilities as well as limitations of Perceptrons. Because Minsky was an influential opponent of the neural network-focused direction of A.I. and advocated an alternative symbolic approach, the critical discussion of the book is often credited with contributing to the onset of the first 'A.I. winter'. This term describes a period of significantly reduced interest in of A.I. research in general and neural networks in particular in the 1970s and early 1980s. During this time, funding for A.I. research was substantially cut.

As an information-theoretic model of a biological neuron, a simple perceptron seems to over-idealize in at least two ways: while the assumption of a 'digital' output appears to be well justified overall, the dendritic (input) side of biological neurons is less linear (cf. [GZF⁺20]) and more dependent on temporal relations between incoming signals (cf. [BCH10]) than this simple mathematical model reflects.

2.3 Representation and approximation

A feedforward neural network with d inputs and d' outputs represents a function $f : \mathbb{R}^d \rightarrow \mathbb{R}^{d'}$. In this section we address the question, which functions can be represented (exactly or approximately) by a layered feedforward neural network, depending on the architecture and on the chosen activation function. We will start with the discrete case.

Representation of Boolean functions As a warm-up, consider a single Perceptron with two Boolean inputs. Can it represent basic Boolean functions like AND, OR, NAND or XOR? The simple but crucial observation for answering this question is that the function $f_w : \mathbb{R}^d \rightarrow \mathbb{R}$ in Eq.(2.1) that describes a Perceptron is, for every choice of the weights $w \in \mathbb{R}^{d+1}$, constant on hyperplanes that are orthogonal to the vector (w_1, \dots, w_d) . Moreover, due to the special choice of σ as a step function f_w separates half-spaces and by choosing suitable weights any half-space can be separated from its complement in this way.

If we regard the inputs of AND, OR or NAND as points in \mathbb{R}^2 , then in all three cases the subsets that are mapped to 0 or 1 can be separated from each other by a line. Consequently, AND, OR and NAND can be represented by a single Perceptron. This is already somewhat promising since we know that every Boolean function can be obtained as a composition of many of such building blocks. XOR, on the other hand, cannot be represented by a single Perceptron since in this case the inputs that are mapped to 0 cannot be linearly separated from the ones mapped to 1. This implies that representing an arbitrary Boolean function by a feedforward neural network requires at least one hidden layer. The following theorem shows that a single hidden layer is already sufficient.

Theorem 2.1: Representation of Boolean functions

Every Boolean function $f : \{0, 1\}^d \rightarrow \{0, 1\}$ can be represented exactly by a feedforward neural network with a single hidden layer containing at most 2^d neurons, if $\sigma(z) = \mathbb{1}_{z \geq 0}$ is used as activation function.

Proof. If $a, b \in \{0, 1\}$ are Boolean variables, then $2ab - a - b \leq 0$ with equality iff $a = b$. With this observation we can write $\mathbb{1}_{x=u} = \sigma(\sum_{i=1}^d 2x_i u_i - x_i - u_i)$ for $x, u \in \{0, 1\}^d$. Denoting by $A := f^{-1}(\{1\})$ the set of all vectors u for which $f(u) = 1$, we can then represent f as

$$f(x) = \sigma\left(-1 + \sum_{u \in A} \mathbb{1}_{x=u}\right) = \sigma\left(-1 + \sum_{u \in A} \sigma\left(\sum_{i=1}^d 2x_i u_i - x_i - u_i\right)\right), \quad (2.2)$$

which is the sought representation using a single hidden layer with $|A| \leq 2^d$ neurons. \square

We will see in Sec.2.4 that the exponential increase of the number of neurons cannot be avoided.

Binary classification in \mathbb{R}^d :

The representation of arbitrary Boolean functions on $\{0, 1\}^d$ in Thm.2.1 can be viewed as finding a neural network that implements a binary function on \mathbb{R}^d whose values have been predetermined on 2^d points. In the case of this theorem, these points were the corners of a hypercube, i.e. the elements of $\{0, 1\}^d$. The following theorem generalizes this result and allows for an arbitrary set of points with predetermined values.

Theorem 2.2: Binary classification of finite sets in \mathbb{R}^d

Let $A = \{x_1, \dots, x_N\}$ be a finite subset of \mathbb{R}^d and $f : A \rightarrow \{-1, 1\}$ arbitrary. There is a feedforward neural network that implements a function $F : \mathbb{R}^d \rightarrow \{-1, 1\}$ with a single hidden layer containing $m \leq N$ neurons and using $\sigma = \text{sgn}$ as activation function so that $F|_A = f$. If the points in A are in general position (i.e., no hyperplane in \mathbb{R}^d contains more than d of them), then $m \leq 2\lceil N/(2d) \rceil$ neurons suffice.

Proof. Denote by A_+ and A_- the subsets of A that are mapped to 1 and -1 , respectively. W.l.o.g. assume that $|A_+| \leq |A_-|$ so that $|A_+| \leq N/2$. For every $x \in A_+$ we can find a hyperplane $H := \{z \in \mathbb{R}^d | a \cdot z + b = 0\}$ characterized by $a \in \mathbb{R}^d$ and $b \in \mathbb{R}$ so that $A \cap H = \{x\}$. Due to finiteness of A we can now find two hyperplanes that are parallel to H , contain H , and thus x in between them, but none of the other points from A . In other words, we can choose $\epsilon \neq 0$ appropriately, so that the map $z \mapsto \sigma(\epsilon + a \cdot z + b) + \sigma(\epsilon - a \cdot z - b)$ takes on the value 2 for $z = x$ but is zero on $A \setminus \{x\}$. Repeating this for all points in A_+ we can finally construct

$$F(z) := \sigma\left(-1 + \sum_{x \in A_+} \sigma(\epsilon_x + a_x \cdot z + b_x) + \sigma(\epsilon_x - a_x \cdot z - b_x)\right), \quad (2.3)$$




Figure 2.4: The subsets of \mathbb{R}^d that are classified by a neural network with a single hidden layer containing m hidden neurons with $\sigma(z) = \mathbb{1}_{z \geq 0}$ are unions of convex polyhedra that are obtained as intersections of subsets of m half-spaces. Here $m = 7$, the hyperplanes that delimit the half spaces are gray lines and the blue regions exemplify $f^{-1}(\{1\})$.

so that $F|_A = f$. Then F has the form of a neural network with a single hidden layer that contains $m = 2|A_+| \leq N$ neurons.

Now assume the points in A are in general position. Then we can in every (but the last) step of the construction choose the hyperplane H so that it contains d points from A_+ and no other point from A . In this way, we reduce the number of terms essentially by a factor d and we get $m \leq 2\lceil N/(2d) \rceil$. \square

Let us consider binary classification of subsets of \mathbb{R}^d via neural networks from a more geometric point of view. Consider a network with a single hidden layer with m neurons and $\sigma(z) = \mathbb{1}_{z \geq 0}$ as activation function. As mentioned before, every individual Perceptron can be characterized by a half-space, say H_j for the j 'th hidden neuron, in such a way that the output of the Perceptron upon input of x is given by the value of the indicator function $\mathbb{1}_{x \in H_j}$. In this way, we can write the function $f : \mathbb{R}^d \rightarrow \{0, 1\}$ that is implemented by the network as

$$f(x) = \sigma\left(w_0 + \sum_{j=1}^m w_j \mathbb{1}_{x \in H_j}\right).$$

Defining by $\mathcal{A} := \{A \subseteq \{1, \dots, m\} \mid \sum_{j \in A} w_j \geq -w_0\}$ the set of all subsets of hidden neurons that are capable of activating the output neuron by firing together, we can write

$$f^{-1}(\{1\}) = \bigcup_{A \in \mathcal{A}} \bigcap_{j \in A} H_j. \quad (2.4)$$

Note that $\bigcap_{j \in A} H_j$ is, as an intersection of at most m half spaces, a convex polyhedron with at most m facets. Hence, the set of points that are mapped to 1 by the network is given by a union of convex polyhedra that are obtained as intersections of some of m half spaces (see Fig.2.4).

It should be mentioned that this picture can change considerably if the activation function is changed. As we have just seen, the geometry of binary classification with m neurons with a step activation function in a single hidden layer is determined by m hyperplanes. However, if we replace the step function with a rectified linear function $\sigma(z) := \max\{0, z\}$, a much larger number of hyperplanes can occur. As a consequence, some functions that have a simple representation when using rectified linear units are difficult to represent using step activation functions:

Proposition 2.1. *A representation of the function $f : \mathbb{R}^d \mapsto \{-1, 1\}$, $f(x) := \text{sgn}[-1 + \sum_{i=1}^d \max\{0, x_i\}]$ in terms of a neural network with a single hidden layer that contains m neurons and uses $\sigma = \text{sgn}$ exists only if $m \geq 2^d - 1$.*

Remark: clearly, the function can be represented using rectified linear activation functions in a single hidden layer with only $m = d$ neurons.

Proof. The region $f^{-1}(\{1\})$ is the union of all half spaces of the form $H_A := \{x \in \mathbb{R}^d \mid \sum_{i \in A} x_i \geq 1\}$ where A is any non-empty subset of $\{1, \dots, d\}$. Since there are $2^d - 1$ such sets, $f^{-1}(\{1\})$ could have this number of facets, which would indeed imply that $m \geq 2^d - 1$ as for $\sigma = \text{sgn}$ the number of hyperplanes is at most the number of neurons in the hidden layer. So, it remains to show that none of these half-spaces is redundant in the characterization of $f^{-1}(\{1\})$. This is done by constructing a point x for every nonempty $A \subseteq \{1, \dots, d\}$ so that $x \in H_{A'} \Rightarrow A' = A$. A possible choice for such a point is

$$x_i = \begin{cases} \frac{1}{|A|} & , i \in A \\ -1 & , i \notin A \end{cases}$$

□

Let us conclude the geometric discussion with a classical theorem that provides a tight bound on the number of regions into which \mathbb{R}^d is cut by n hyperplanes. For its proof we again use the relation between VC-dimension and ‘cell counting’ that has led to Thm.1.10, but now in the opposite direction.

Theorem 2.3: Zaslavsky’s theorem

Let $h_1, \dots, h_n \subseteq \mathbb{R}^d$ be hyperplanes. The number N of connected components of $\mathbb{R}^d \setminus \bigcup_{i=1}^n h_i$ then satisfies

$$N \leq \sum_{i=0}^d \binom{n}{i} \leq \left(\frac{en}{d}\right)^d. \quad (2.5)$$

Remark: the first inequality can be shown to be tight. A generic collection of n hyperplanes turns out to cut \mathbb{R}^d into exactly $\sum_{i=0}^d \binom{n}{i}$ regions.

Proof. (sketch) By translation, we can always ensure that none of the considered hyperplanes goes through the origin. Under this assumption, every hyperplane can be characterized by a vector $w \in \mathbb{R}^d$ via $h := \{x \in \mathbb{R}^d \mid \langle x, w \rangle = 1\}$. Denote by \mathcal{X} the set of all these hyperplanes in \mathbb{R}^d , and define a set of functions $\mathcal{F} \subseteq \{-1, 1\}^{\mathcal{X}}$ via $\mathcal{F} := \{h \mapsto \text{sgn}[g(h)] \mid g \in \mathcal{G}\}$, where $\mathcal{G} := \{h \mapsto \langle x, w \rangle - 1 \mid x \in \mathbb{R}^d\}$ with w being the vector characterizing h . Every function in \mathcal{F} then corresponds to a single point in \mathbb{R}^d and assigns a value ± 1 to a hyperplane, depending on whether the point lies on one side of the plane or on the other. As $\mathcal{G} \simeq \mathbb{R}^d$ forms a d -dimensional affine space Thm.1.9 implies that $VCdim(\mathcal{F}) = d$.

Assume now that a collection $A \subseteq \mathcal{X}$ of n hyperplanes separate N regions in \mathbb{R}^d . That is, there are N points in \mathbb{R}^d so that for any pair of them, there is one separating hyperplane among the n considered ones. In other words, $\mathcal{F}|_A$ contains at least N different functions and since $|A| = n$ this implies that $N \leq \Gamma(n)$, where Γ denotes the growth function of \mathcal{F} . Using Thm.1.8 we can bound the growth function in terms of the VC-dimension, and thus d , in precisely the way stated in Eq.(2.5). \square

Representing real-valued functions on finite sets

Now we move to real-valued functions and first consider the case of finite domains. The following theorem provides an example of a feedforward neural network in which the number of parameters required in order to exactly represent an arbitrary assignment of real numbers to N points in \mathbb{R}^d scales linearly with N . The network that implements the function involves *weight sharing*—here in the sense that the weights assigned to the edges between the d inputs and the neurons of the hidden layer do not depend on the hidden neuron.

Theorem 2.4: Representation with few parameters

Let $A = \{x_1, \dots, x_N\}$ be a finite subset of \mathbb{R}^d and $f : A \rightarrow \mathbb{R}$ arbitrary. There is a feedforward neural network that implements a function $F : \mathbb{R}^d \rightarrow \mathbb{R}$ with a single hidden layer containing N neurons and $2N + d$ parameters so that $F|_A = f$. The network can be chosen such that it uses the ReLU activation function $\sigma(x) = \max\{0, x\}$ in the hidden layer and the identity as activation function at the output.

Proof. The function $F : \mathbb{R}^d \rightarrow \mathbb{R}$,

$$F(x) := \sum_{j=1}^N a_j \max\{0, w \cdot x - v_j\}$$

has $2N + d$ parameters given by $w \in \mathbb{R}^d, a, v \in \mathbb{R}^N$ and it can be implemented using a neural network of the specified type. We have to show that there is always a choice of parameters that solves the set of equations $F(x_i) = f(x_i)$, $i = 1, \dots, N$. Such a solution exists, if the $N \times N$ matrix M with entries $M_{i,j} := \max\{0, w \cdot x_i - v_j\}$ is invertible, since we can then simply choose $a_j := \sum_i M_{j,i}^{-1} f(x_i)$. We choose $w \in \mathbb{R}^d$ so that all $z_i := w \cdot x_i$ are distinct. Almost all w will fulfill this requirement. Assuming in addition that the z_i 's are arranged in increasing order (and otherwise relabeling them accordingly) we can choose v so that $v_1 < z_1 < v_2 < z_2 < \dots$. In this way, M becomes a triangular matrix with non-vanishing diagonal entries and is thus invertible. \square

Note: In the construction used in the proof, the d parameters w depend only weakly on A and f since a random choice will do the job with probability one. In fact, the same is true for the N parameters v since the matrix M will be invertible (albeit not triangular) almost surely. Hence, after a random choice of w, v only the N parameters in a , which are the weights of the output neuron, have to be fine-tuned to A and f .

Bounded storage capacity Thm.2.4 shows, that the number of data points that can be ‘memorized’ exactly by a ReLU-based neural network scales at least linearly with the number of parameters. On the other hand, counting dimensions, one would expect that the number of data points that can be memorized cannot exceed the number of parameters, either, irrespective of the chosen activation function and the number of hidden layers. This intuition is made rigorous by the following theorem. As in the previous theorem, the number of parameters is given by the number of free weights (incl. biases), possibly reduced by weight sharing.

Theorem 2.5: Maximal storage capacity

Consider a feedforward neural network that depends on M real parameters (weights and biases) and for any given parameter-vector $w \in \mathbb{R}^M$ is described by a map $\mathbb{R}^d \ni x \mapsto F(x, w) \in \mathbb{R}^d$. Assume that (i) all activation functions are piecewise continuously differentiable with derivatives that are bounded on bounded domains and (ii) there is a set of inputs $x_1, \dots, x_N \in \mathbb{R}^d$ such that for any $y_1, \dots, y_N \in \mathbb{R}^d$ there is a $w \in \mathbb{R}^M$ for which $F(x_i, w) = y_i \forall i \in \{1, \dots, N\}$. Then necessarily

$$N \leq \frac{M}{d}. \quad (2.6)$$

Proof. Consider the activation function $\sigma : \mathbb{R} \rightarrow \mathbb{R}$ at an arbitrary node in the network. Since it is, by assumption, piecewise C^1 with bounded derivatives, we can extend each ‘piece’ to a C^1 -function defined on the entire real line and in this way obtain a countable set of functions $\{\sigma_\alpha \in C^1(\mathbb{R})\}_{\alpha \in \mathbb{N}}$ such that for any $x \in \mathbb{R}$ there is an α so that $\sigma(x) = \sigma_\alpha(x)$. In particular, $\bigcup_\alpha \sigma_\alpha(x) \supseteq \sigma(x)$ for any $x \in \mathbb{R}^d$. Applying this idea to each of the (finitely many) activation

functions in the network, we can lift the argument to the entire network: there is a countable family of functions $F_\alpha \in C^1(\mathbb{R}^d \times \mathbb{R}^M)$ with the property that $F(x, w) \subseteq \bigcup_\alpha F_\alpha(x, w)$.

Assumption (ii) demands that the mapping $\Phi : \mathbb{R}^M \rightarrow \mathbb{R}^{d'N}$, $\Phi(w) := (F(x_1, w), \dots, F(x_N, w))$ satisfies $\Phi(\mathbb{R}^M) = \mathbb{R}^{d'N}$. Defining similarly $\Phi_\alpha(w) := (F_\alpha(x_1, w), \dots, F_\alpha(x_N, w))$ we can bound $\bigcup_\alpha \Phi_\alpha(\mathbb{R}^M) \supseteq \Phi(\mathbb{R}^M)$.

Now suppose $Nd' > M$ and let μ be the Nd' -dimensional Lebesgue-measure. For the next step we use that C^1 -functions map sets of measure zero (like \mathbb{R}^M as a subspace within $\mathbb{R}^{Nd'}$) to sets of measure zero. Using in addition the fact that a countable union of such sets still has measure zero we obtain

$$\mu(\Phi(\mathbb{R}^M)) \leq \mu\left(\bigcup_\alpha \Phi_\alpha(\mathbb{R}^M)\right) = 0.$$

Since this contradicts assumption (ii), we have to have $Nd' \leq M$. \square

Approximating real-valued functions We will begin with the one-dimensional case $f : \mathbb{R} \rightarrow \mathbb{R}$ and later lift the obtained results to the case of higher dimensional input and output spaces. Let us denote by $\mathcal{F}_{\sigma, m}$ the class of functions representable by a feedforward network with a single hidden layer that contains m neurons, which use σ as activation function. That is,

$$\mathcal{F}_{\sigma, m} := \left\{ f : \mathbb{R} \rightarrow \mathbb{R} \mid f(x) = f_0 + \sum_{v=1}^m a_v \sigma(w_v x - b_v), a_v, b_v, w_v, f_0 \in \mathbb{R} \right\} \quad (2.7)$$

and define $\mathcal{F}_\sigma := \bigcup_{m \in \mathbb{N}} \mathcal{F}_{\sigma, m}$. Note that there is no activation function (or, equivalently, just the identity) at the output.

In the case of $\sigma(z) = \mathbb{1}_{z \geq 0}$ every element in $\mathcal{F}_{\sigma, m}$ is a staircase-function with at most m steps. Conversely, every staircase function with m steps can be represented by an element of $\mathcal{F}_{\sigma, m}$. This is seen most easily when setting $w_v = 1$ for all v , as these parameters are anyhow redundant in this case. Then the b_v are the locations of the steps and the a_v 's are their heights. Any function that can be approximated well by a staircase function therefore can be approximated well within \mathcal{F}_σ . If $f \in C^1([x_0, \infty))$, the approximation within \mathcal{F}_σ is, in fact, closely related to the fundamental theorem of calculus, which can be expressed as

$$f(x) = f(x_0) + \int_{x_0}^{\infty} f'(b) \sigma(x - b) db. \quad (2.8)$$

So, an approximation in terms of Eq.(2.7) can be regarded as a discretization of the integral in Eq.(2.8). In the course of this discretization, the derivative f' , which governs the local change of the function value, gets replaced by the a_v 's.

The following approximation theorem uses the insight from the case of the step-function and generalizes the result to a larger class of 'sigmoidal' activation functions. It is formulated in terms of the *modulus of continuity* of the function f to be approximated. This is defined as

$$\omega(f, \delta) := \sup_{x, y: |x-y| \leq \delta} |f(x) - f(y)|. \quad (2.9)$$

Note that if f is uniformly continuous, then $\omega(f, \delta) \rightarrow 0$ for $\delta \rightarrow 0$. Moreover, if f is L -Lipschitz, then $\omega(f, \delta) \leq \delta L$.

Theorem 2.6: Approximations using bounded sigmoids

Let $\sigma : \mathbb{R} \rightarrow \mathbb{R}$ be any bounded function that satisfies $\lim_{z \rightarrow -\infty} \sigma(z) = 0$ and $\lim_{z \rightarrow \infty} \sigma(z) = 1$. There is a constant c so that for every $f \in C([0, 1])$ and every $m \in \mathbb{N}$ we have

$$\inf_{f_m \in \mathcal{F}_{\sigma, m}} \|f - f_m\|_{\infty} \leq c \omega(f, 1/m). \quad (2.10)$$

Note: From the proof we get that $c = 2 + 2\|\sigma\|_{\infty}$ is a valid constant (where $\|\sigma\|_{\infty} = \sup_{z \in \mathbb{R}} |\sigma(z)|$). A more careful analysis shows that $c = \|\sigma\|_{\infty}$ suffices. The assumption that σ is asymptotically either 0 or 1 is convenient for the proof but not really crucial. The same argument works if the limits $\lim_{z \rightarrow \pm\infty} \sigma(z)$ exist in \mathbb{R} and differ from each other. Similarly, the domain $[0, 1]$ can be replaced by any compact subset of \mathbb{R} .

Proof. The idea is to first approximate f by a piecewise constant function h_m and then h_m by an appropriate f_m . Define $x_i := i/m$ and $h_m(x)$ so that it takes the value $f(x_i)$ in the interval $x \in [x_{i-1}, x_i)$ where $i = 1, \dots, m$. By construction $\|f - h_m\|_{\infty} \leq \omega(f, 1/m)$. With $j := \lfloor mx \rfloor$ write

$$\begin{aligned} h_m(x) &= f(x_1) + \sum_{i=1}^j (f(x_{i+1}) - f(x_i)) \quad \text{and define} \\ f_m(x) &:= f(x_1)\sigma(\alpha) + \sum_{i=1}^{m-1} (f(x_{i+1}) - f(x_i))\sigma(\alpha(mx - i)), \end{aligned} \quad (2.11)$$

for some $\alpha \in \mathbb{R}$ to be chosen shortly. Note that f_m is of the desired form. The claim is that f_m approximates h_m well for large α . To bound the distance between the two functions, fix any $\epsilon > 0$ and choose α such that $|\sigma(z) - \mathbb{1}_{z \geq 0}| \leq \epsilon/m$ whenever $|z| \geq \alpha$. This is possible since σ is assumed to be a sigmoidal function. Note that, by the choice of α , we get that if $i \notin \{j, j+1\}$ the term $\sigma(\alpha(mx - i))$ is ϵ/m -close to the step function $\mathbb{1}_{i \leq \lfloor mx \rfloor}$. Consequently, we can bound

$$\begin{aligned} |f_m(x) - h_m(x)| &\leq \frac{\epsilon}{m} \left[|f(x_1)| + (m-2)\omega(f, 1/m) \right] \\ &\quad + |f(x_{j+1}) - f(x_j)| \left| 1 - \sigma(\alpha(mx - j)) \right| \\ &\quad + |f(x_{j+2}) - f(x_{j+1})| \left| \sigma(\alpha(mx - j - 1)) \right|, \end{aligned}$$

where the r.h.s. of the first line can be made arbitrarily small by the choice of ϵ and the sum of the last two lines can be bounded by $\omega(f, 1/m)(1 + 2\|\sigma\|_{\infty})$. \square

As a consequence, an arbitrary L -Lipschitz function can be approximated uniformly by a feedforward network with a single hidden layer of m neurons with a “sigmoidal” activation function so that the approximation error is $\mathcal{O}(L/m)$.

What about non-sigmoidal activation functions? For the special case of the rectified linear function $\sigma(z) = \max\{0, z\}$, there is again an integral equation that could be discretized: if $f \in C^2([x_0, \infty))$, then Taylor approximation with remainder (proven by partial integration) leads to

$$f(x) = f(x_0) + f'(x_0)(x - x_0) + \int_{x_0}^{\infty} f''(b)\sigma(x - b) db .$$

Expressing x as $x = \sigma(x) - \sigma(-x)$ and approximating the integral by a sum then again leads to a function in \mathcal{F}_σ .

Instead of going through potential activation functions one by one, the following proposition characterizes the class of all continuous activation functions for which an approximation result similar to that in Thm.2.6 can be obtained.

Proposition 2.2 (Universality of all non-polynomial activation functions). *Let $\sigma \in C(\mathbb{R})$. The set of functions \mathcal{F}_σ representable by a neural network with a single hidden layer and activation function σ is dense in $C(\mathbb{R})$ w.r.t. the topology of uniform convergence on compacta iff σ is not a polynomial.*

Proof. (sketch) Suppose σ is a polynomial of degree k . Since these form a closed set under linear combinations, \mathcal{F}_σ will still only contain polynomials of degree at most k and thus cannot be dense in $C(\mathbb{R})$.

For the converse direction we will first restrict ourselves to the case $\sigma \in C^\infty(\mathbb{R})$. It is known (for instance as a non-trivial consequence of Baire’s category theorem, cf. [BB96]) that for any non-polynomial $\sigma \in C^\infty(\mathbb{R})$ there is a point z such that $\sigma^{(k)}(z) \neq 0$ for all $k \in \mathbb{N}$. Since $x \mapsto [\sigma(\lambda x + z) - \sigma(z)]/\lambda$ represents a function in \mathcal{F}_σ for all $\lambda \neq 0$, we get that

$$\left. \frac{d}{d\lambda} \sigma(\lambda x + z) \right|_{\lambda=0} = x \sigma^{(1)}(z), \quad (2.12)$$

as a function of x , is contained in the closure of \mathcal{F}_σ . Similarly, by taking higher derivatives, we can argue that $x \mapsto x^k \sigma^{(k)}(z)$ is in the closure of \mathcal{F}_σ . Since all derivatives of σ are non-zero at z , all monomials and therefore all polynomials are contained in the closure of \mathcal{F}_σ . As these are dense in $C(\mathbb{R})$, by Weierstrass’ theorem, so is \mathcal{F}_σ .

The idea for reducing the case $\sigma \in C(\mathbb{R})$ to the smooth case is to consider the convolution

$$\sigma_\phi(z) := \int_{\mathbb{R}} \sigma(z - y)\phi(y)dy, \quad (2.13)$$

of a merely continuous activation function $\sigma \in C(\mathbb{R})$ with a smooth and compactly supported function ϕ . Approximating the Riemann-integral in Eq.(2.13) by a Riemann-sum shows that σ_ϕ can be approximated by a neural network of the considered type. Moreover, σ_ϕ is smooth by construction and non-polynomial if ϕ is chosen appropriately. So σ_ϕ can effectively be used as activation function to which the foregoing result for smooth functions applies. \square

Note that if σ is polynomial, then an increasing number of layers in the network will lead to polynomials of increasing degree and thus enable better and better approximations of an arbitrary continuous function. The foregoing discussion shows that if σ is non-polynomial, then depth of the network can be traded for width.

It is tempting to ask: which is the smallest width/number of neurons that is required in order to achieve a given approximation accuracy when arbitrary activation functions are allowed? The following shows that this question has a simple but practically useless answer:

Proposition 2.3 (All-powerful activation function). *There is a function $\sigma \in C^\infty(\mathbb{R})$ for which $\mathcal{F}_{\sigma,1}$ is dense in the set of continuous functions $C(K)$ on any compact domain $K \subset \mathbb{R}$.*

Proof. For simplicity, assume $K = [0, 1]$. Let $Q \subset C^\infty([0, 1])$ be the set of all polynomials with rational coefficients. Since Q is countable, we can write $Q = \{q_b\}_{b \in \mathbb{Z}}$. The function $\sigma : \mathbb{R} \rightarrow \mathbb{R}$ is now constructed by putting all the polynomials in Q next to each other and smoothly interpolating between them. More precisely, for $x \in [2b, 2b + 1]$ we define $\sigma(x) := q_b(x - 2b)$ and for $x \in (2b + 1, 2b + 2)$ we interpolate smoothly between the neighboring polynomials (e.g. via a convolution with a ‘mollifier’). Since Q is dense in $C([0, 1])$, for any $f \in C([0, 1])$ and $\epsilon > 0$, we can find a $q_b \in Q$ s.t. $\|f - q_b\|_\infty < \epsilon$. Expressed in terms of σ , this means that there is a $b \in \mathbb{Z}$ for which

$$\sup_{x \in [0, 1]} |f(x) - \sigma(x + b)| < \epsilon.$$

□

The proof of Prop.2.3 constructs a function whose translates constitute a dense set of functions when restricted to a fixed compact domain. In fact, there is a well-known/notorious function that exhibits such a property and that we could have used instead: the Riemann ζ -function [Vor75].

Approximating functions between Euclidean spaces In order to lift the one-dimensional results to higher dimensions, we use the following Lemma:

Lemma 2.4 (Approximation by exponentials). *Let $K \subseteq \mathbb{R}^d$ be compact. Then $\mathcal{E} := \text{span}\{f : K \rightarrow \mathbb{R} \mid f(x) = \exp \sum_{i=1}^d w_i x_i, w_i \in \mathbb{R}\}$ is dense in $(C(K), \|\cdot\|_\infty)$.*

Proof. This is an immediate consequence of the Stone-Weierstrass theorem, which says that \mathcal{E} is dense if (i) \mathcal{E} forms an algebra (i.e., it is closed under multiplication and linear combination), (ii) \mathcal{E} contains a non-zero constant function and (iii) for every distinct pair $x, y \in K$ there is an $f \in \mathcal{E}$ so that $f(x) \neq f(y)$. Here (i) holds by the property of the exponential and the construction of \mathcal{E} as linear span, (ii) holds since $1 \in \mathcal{E}$ and (iii) holds since for $w := (x - y)$ we get $e^{w \cdot x} \neq e^{w \cdot y}$. □

Theorem 2.7: Approximation of multivariate functions

Let $d, d' \in \mathbb{N}$, $K \subseteq \mathbb{R}^d$ be compact and $\sigma : \mathbb{R} \rightarrow \mathbb{R}$ any activation function that is (i) continuous and non-polynomial or (ii) bounded and so that the limits $\lim_{z \rightarrow \pm\infty} \sigma(z)$ exist in \mathbb{R} and differ from each other. Then the set of functions representable by a feedforward neural network with a single hidden layer of neurons with activation function σ is dense in the space of continuous functions $f : K \rightarrow \mathbb{R}^{d'}$ in the topology of uniform convergence.

Note: A norm inducing the topology of uniform convergence would be $\|f\| := \|(\|f_i\|_\infty)_{i=1}^{d'}\|'$ where $\|\cdot\|'$ is an arbitrary norm on $\mathbb{R}^{d'}$.

Proof. First note that it suffices to show the result for $d' = 1$ by considering the d' components in $(f_1(x), \dots, f_{d'}(x)) = f(x)$ separately. If each of the f_i 's can be approximated up to ϵ using m neurons in the hidden layer, then the same order of approximation is obtained for f with md' neurons just by stacking the d' hidden layers on top of each other.

In order to prove the statement for the case $f : K \rightarrow \mathbb{R}$ we first approximate f by exponentials and then the exponentials by linear combinations of activation functions. According to Lemma 2.4 for every $\epsilon > 0$ there is a $k \in \mathbb{N}$, a set of vectors $v_1, \dots, v_k \in \mathbb{R}^d$ and signs $s \in \{-1, 1\}^k$ so that $g : \mathbb{R}^d \rightarrow \mathbb{R}$, $g(x) := \sum_{i=1}^k s_i e^{v_i \cdot x}$ satisfies $\|f - g\|_\infty \leq \epsilon/2$.

Define $K_1 := \bigcup_{i=1}^k \{v_i \cdot x \mid x \in K\}$ and note that $K_1 \subseteq \mathbb{R}$ is compact. Following Thm.2.6 and Prop.2.2 there is an $l \in \mathbb{N}$ and a set of real numbers a_j, w_j, b_j so that $\sup_{y \in K_1} |e^y - \sum_{j=1}^l a_j \sigma(w_j y - b_j)| \leq \epsilon/(2k)$. Combining the two approximations we obtain

$$\begin{aligned} & \left\| f - \sum_{j=1}^l \sum_{i=1}^k s_i a_j \sigma(w_j v_i \cdot x - b_j) \right\|_\infty \\ & \leq \left\| f - \sum_{i=1}^k s_i e^{v_i \cdot x} \right\|_\infty + \sum_{i=1}^k \left\| e^{v_i \cdot x} - \sum_{j=1}^l a_j \sigma(w_j v_i \cdot x - b_j) \right\|_\infty \leq \epsilon, \end{aligned}$$

where the sup-norms are understood as $\sup_{x \in K}$ and $\sup_{y \in K_1}$, respectively. \square

Let us finally make a remark, primarily of historical interest, concerning the relation of the above discussion to Kolmogorov's solution of Hilbert's 13th problem. Hilbert conjectured that a solution of the general equation of degree seven cannot be expressed as a finite superposition of continuous functions of two variables. In 1957 Kolmogorov and his student Arnold disproved this conjecture by showing that every continuous multivariate function can even be represented as a finite superposition of continuous functions of only one variable. This eventually led to the following [Spr65]:

Proposition 2.5 (Kolmogorov's superposition theorem). *For every $n \in \mathbb{N}$ there exist functions $\varphi_j \in C([0, 1])$, $j = 0, \dots, 2n$ and constants $\lambda_k \in \mathbb{R}_+$,*

$k = 1, \dots, n$ such that for every continuous function $f : [0, 1]^n \rightarrow \mathbb{R}$ there exists $\phi \in C(\mathbb{R})$ so that

$$f(x_1, \dots, x_n) = \sum_{j=0}^{2n} \phi \left(\sum_{k=1}^n \lambda_k \varphi_j(x_k) \right). \quad (2.14)$$

This theorem can be extended in various directions. First, one can restrict to increasing continuous functions φ_j and even show that the set of $2n + 1$ tuples of such functions that fulfill the proposition is ‘fat’, in the sense of being of second Baire category. Moreover, one can show that there is a single continuous function φ in terms of which the φ_j ’s can be expressed as $\varphi_j(x) = c\varphi(aj+x)+bj$ with constants a, b, c .

Kolmogorov’s superposition theorem is sometimes paraphrased by saying that there is no genuine multi-variate function other than the sum. From the point of view of neural networks, Eq.(2.14) can be interpreted as a feedforward network with two hidden layers where the first hidden layer contains $n(2n + 1)$ neurons, which use the φ_j ’s as activation functions, the second hidden layer contains $2n + 1$ neurons with activation function ϕ and the output neuron uses a linear activation function $\sigma(z) = z$. Hence, Eq.(2.14) provides an exact representation using only finitely many neurons, but at the cost of having an activation function, namely ϕ , that depends on f .

Replacing ϕ with the ‘all-powerful activation function’ of Prop.2.3, which is then used to approximate ϕ on any compact domain, one readily obtains the following multivariate version of Prop.2.3:

Corollary 2.6 (Dense function space from fixed architecture). *Let $n \in \mathbb{N}$ and $K \subseteq \mathbb{R}^n$ compact. There is a feedforward neural network with two hidden layers, width $n(2n + 1)$, and fixed continuous activation functions so that the space of functions represented by the network is dense in the set of continuous functions $f : K \rightarrow \mathbb{R}$ in the topology of uniform convergence.*

Notes and literature The number of neurons that are required to represent arbitrary Boolean functions by a neural network with threshold activations was analyzed in detail in [HH94] and references therein. Results on binary classification of finite sets in \mathbb{R}^d such as Thm.2.2 appeared in [Bau88]. The fact that ReLU-networks can be exponentially more efficient in representing certain functions compared to threshold-networks, as exemplified in Prop.2.1, was pointed out in [PS16]. Thm.2.4 appeared in [ZBH⁺16] and can be seen as a special case of a more general interpolation result: Pinkus [Pin99] showed for any non-polynomial continuous activation function, that a single hidden layer with N neurons is capable of representing any function $f : A \rightarrow \mathbb{R}$ on a set A of N points (when the identity function is used as activation at the output). Prop.2.3 and Cor.2.6 can be found (in a slightly stronger form) in [MP99]. Sets of activation functions that enable fixed-size architectures that give rise to a dense set of functions are called ‘*superexpressive*’ in [Yar21]. There it has been shown that $\{\sin, \arcsin\}$ is such a superexpressive pair as well as the floor function $\lfloor \cdot \rfloor$ in combination with any real analytic function that is non-polynomial in some neighborhood. Bounds on the maximal storage capacity, as expressed in Thm.2.5,

can be found in [EPM96, NMM08]. The assumption in Thm.2.5 can be relaxed to locally Lipschitz activation functions [Sch18]. The first proofs that networks with a single hidden layer can approximate any continuous functions on a compact domain appeared in 1989 in [Fun89, HSW89, Cyb89]. The corresponding result for arbitrary continuous non-polynomial activation functions stated in Prop.2.2 and Thm.2.7 is from [LLPS93]. A quantitative version of these results can be found in [Mha96]. For in-depth reviews of the large variety of approximation results for neural networks see [Pin99, GRK20]. For a discussion of the relation between neural networks and the Kolmogorov superposition theorem see [SH21]. The latter, in turn, is closely related to the possibility of *over-the-air* computation [Ove23].

2.4 VC dimension of neural networks

We will now look into bounds on the VC-dimension of feedforward neural networks. These will depend, among other things, on the chosen activation function. We will start with the simplest case where σ is a step function. For a simple Perceptron Thm.1.9 and Cor.1.7 tell us that its VC-dimension is equal to the number of its parameters. The following theorem shows that this relation still almost holds for layered feedforward networks of simple Perceptrons:

Theorem 2.8: VC-dimension—step-activation functions

For arbitrary $n_0, \omega \in \mathbb{N}$ fix an architecture of a multilayered feedforward neural network with n_0 inputs, a single output and ω parameters (i.e., weights and threshold values). Denote by \mathcal{F} the set of all functions $f : \mathbb{R}^{n_0} \rightarrow \{-1, 1\}$ that can be implemented by any feedforward network with this architecture when using $\sigma(z) = \text{sgn}(z)$ as activation function. Then

$$\text{VCdim}(\mathcal{F}) < 2\omega \log_2(e\omega). \quad (2.15)$$

Note: ω equals the number of edges in the graph that represents the network if we add to every neuron an additional edge that corresponds to the constant input related to the threshold value. Not surprisingly, the bound in Eq.(2.15) also holds (via the same argument) if $\sigma(z) = \mathbb{1}_{z \geq 0}$ and functions into $\{0, 1\}$ are considered.

Proof. Suppose the considered network has depth m and let n_i be the number of nodes (i.e., neurons or inputs) in the i 'th layer with $i = 0, \dots, m$. Then n_0 is the number of inputs and $n_m = 1$. We can decompose every function f that the considered architecture implements into functions $f_i : \mathbb{R}^{n_{i-1}} \rightarrow \{-1, 1\}^{n_i}$ that represent the mappings corresponding to the individual layers. Then $f = f_m \circ \dots \circ f_1$. Furthermore, we can breakdown every $f_i(x) = (f_{i,1}(x), \dots, f_{i,n_i}(x))$ into its n_i components, each of which describes the action of a single neuron. Denote by $\omega_{i,j}$ the number of free parameters in $f_{i,j}$, i.e., the number

of weights (including the threshold value) of the corresponding neuron. Then $\omega = \sum_{i=1}^m \sum_{j=1}^{n_i} \omega_{i,j}$ and we can bound the growth function of \mathcal{F} via

$$\begin{aligned} \Gamma(n) &\leq \prod_{i=1}^m \Gamma_{f_i}(n) \leq \prod_{i=1}^m \prod_{j=1}^{n_i} \Gamma_{f_{i,j}}(n) \\ &\leq \prod_{i=1}^m \prod_{j=1}^{n_i} \left(\frac{en}{\omega_{i,j}} \right)^{\omega_{i,j}} \leq (en)^\omega. \end{aligned} \quad (2.16)$$

Here, the first inequality is an application of the composition property of the growth function shown in Lemma 1.4. Γ_{f_i} and $\Gamma_{f_{i,j}}$ denote the growth functions of the function classes corresponding to the i 'th layer and the j 'th neuron in the i 'th layer, respectively. The step from the first to the second line in Eq.(2.16) exploits that by Thm.1.9 the VC-dimension of a single neuron is equal to the number of weights $\omega_{i,j}$, which then leads to an upper bound to the growth function following Thm.1.8. Finally, the last inequality simply uses $1/\omega_{i,j} \leq 1$.

From Eq.(2.16) we obtain that $\text{VCdim}(\mathcal{F}) < D$ if $2^D > (eD)^\omega$. This is satisfied by $D = 2\omega \log_2(e\omega)$ for all $\omega > 1$. For $\omega = 1$, however, Eq.(2.15) holds as well since the VC-dimension in this case is at most 1. \square

The bound on the VC-dimension given in Eq.(2.15) turns out to be asymptotically tight. That is, there are neural networks of the considered type for which a lower bound of order $\Omega(\omega \log \omega)$ can be proven. This implies that the VC-dimension of those networks is strictly larger than the sum of their components' VC-dimension.

In Thm.2.1 we saw that an arbitrary Boolean function on d inputs can be represented by a neural network with 2^d neurons. As an implication of the above theorem on the VC-dimension of feedforward neural networks we can now show that an exponential number of neurons is indeed necessary:

Corollary 2.7. *For any $d \in \mathbb{N}$ consider feedforward neural networks with d inputs, a single output and activation function $\sigma(z) = \mathbb{1}_{z \geq 0}$. Within this setting the number of neurons $\nu(d)$ of the smallest architecture that is capable of representing all Boolean functions $f : \{0, 1\}^d \rightarrow \{0, 1\}$ satisfies $\nu(d) + d \geq 2^{(d-2)/3}$.*

Proof. The VC-dimension corresponding to the smallest such architecture has to be at least the VC-dimension of the class of Boolean functions, which is 2^d . On the other hand, it is at most $2\omega \log_2(e\omega)$ by Thm.2.8. If we let $G = (V, E)$ be the underlying graph and use that $|E| \leq |V|^2/2$ and thus $\omega \leq |E| + |V| \leq |V|^2$, we can estimate

$$2^d \leq 2\omega \log_2(e\omega) \leq 2|V|^2 \log_2(e|V|^2) \leq 4|V|^3.$$

With $\nu(d) + d = |V|$ we arrive at the desired result. \square

The same type of argument also applies to many other classes of activation functions once a (non-exponential) upper bound on the VC-dimension is established. Before we come to these bounds, we will have a look a small example

that helps understanding the necessity of rather specific assumptions on the activation function for obtaining finite VC-dimension.

In principle, the ‘all-powerful’ activation function from Prop.2.3 already tells us that non-trivial bounds on the VC-dimension of a neural network that depend only the number of parameters will require constraints on the activation function. Unfortunately, very benign-looking activation functions can still give rise to infinite VC-dimension. In order to see this, consider the following family of activation functions:

$$\sigma_c(z) := \frac{1}{1 + e^{-z}} + cz^3 e^{-z^2} \sin(z), \quad c \geq 0. \quad (2.17)$$

The members of this family have many of the properties of the standard logistic sigmoid function, which is given by σ_0 : the functions are analytic, satisfy $\lim_{z \rightarrow \infty} \sigma_c(z) = 1$, $\lim_{z \rightarrow -\infty} \sigma_c(z) = 0$ and for sufficiently small but not necessarily vanishing c we have that the second derivative $\sigma_c''(z)$ is strictly positive for $z < 0$ and strictly negative for $z > 0$. That is, the function is convex/concave in the respective regions.

Proposition 2.8 (Neural network with infinite VC-dimension). *Consider feedforward networks with one input, a single output neuron whose activation function is $z \mapsto \operatorname{sgn}(z)$ and a single hidden layer with two neurons using σ_c with $c > 0$ as activation function. The class of functions $f : \mathbb{R} \rightarrow \{-1, 1\}$ representable by such networks has infinite VC-dimension.*

Proof. From Exp.1.8 we know that $\mathcal{F} := \{f : \mathbb{R}_+ \rightarrow \mathbb{R} \mid \exists \alpha \in \mathbb{R}_+ : f(x) = \operatorname{sgn} \sin(\alpha x)\}$ has infinite VC-dimension. So the proposition follows by showing that \mathcal{F} is contained in the function class representable by the considered networks. To this end, we choose the weights and threshold so that

$$\begin{aligned} f(x) &= \operatorname{sgn} [\sigma_c(\alpha x) + \sigma_c(-\alpha x) - 1] \\ &= \operatorname{sgn} \left[2c(\alpha x)^3 e^{-\alpha^2 x^2} \sin(\alpha x) \right] = \operatorname{sgn} \sin(\alpha x). \end{aligned}$$

□

Of course, this example is only of academic interest and, not surprisingly, the VC-dimensions for practically used activation functions is finite. In fact, in all known cases, it is bounded by a low degree polynomial in the size-parameters (such as number of neurons, parameters or layers, see Fig.2.5). The usual approach for obtaining upper bounds on the VC-dimension for networks with non-trivial activation function is to exploit the ‘cell counting’ method that gave rise to Thm.1.10 and Thm.1.11, either via those theorems or more directly. Here is one example:

Theorem 2.9: VC-dimension—piecewise polynomial units

Consider an arbitrary architecture of a feedforward neural network with N neurons, m inputs, a single output and ω real parameters (i.e., weights and threshold values). Let \mathcal{F} be the set of functions from \mathbb{R}^m to $\{0, 1\}$

Activation function	VCdim	Reference
sgn	$\mathcal{O}(\omega \log \omega)$	[BH89]
	$\Omega(\omega \log \omega)$	[Maa94]
piecewise polynomial	$\mathcal{O}(\omega N)$	[Sak98, HLM]
	$\mathcal{O}(\omega \delta^2 + \omega \delta \log \omega)$	[BMM98]
	$\mathcal{O}(\omega t)$	[GJ95]
piecewise linear	$\mathcal{O}(\omega \delta \log \omega)$	[HLM]
	$\Omega(\omega \delta \log(\omega/\delta))$	[HLM]
Pfaffian, incl. $1/(1 + e^{-x})$	$\mathcal{O}(\omega^2 N^2)$	[KM97]
$\lim_{x \rightarrow \infty} \sigma(x) \neq \lim_{x \rightarrow -\infty} \sigma(x) \wedge \exists z : \sigma'(z) \neq 0$	$\Omega(\omega \delta)$	[KS97, BMM98]

Figure 2.5: VC-dimension bounds for various classes of feedforward neural networks depending on the activation function. N, ω and t denote the numbers of neurons, parameters and computational steps, respectively. δ is the depth, often assuming a layered architecture. Lower bounds of the form $\Omega(\dots)$ mean that there exist networks with the stated asymptotic scaling.

that is representable within this architecture when every hidden neuron uses a piecewise polynomial activation function of degree at most d and with at most p pieces and the output neuron uses $\sigma(z) = \mathbb{1}_{z \geq 0}$. Then

$$VCdim(\mathcal{F}) \leq 2\omega \left[N \log_2 p + \log_2 \left(8e \max \{ \delta + 1, 2d^\delta \} \right) \right], \quad (2.18)$$

where $\delta \in \{0, \dots, N - 1\}$ denotes the depth of the network.

Remark: Here, *depth* means the largest number of hidden neurons along any path through the network. Hence, in a layered network δ is the number of hidden layers. The number ω only counts distinct parameters, i.e., if *weight sharing* is used each weight is only counted once.

Proof. Considering the ω parameters as additional variables, the network can be regarded as a function $\Psi : \mathbb{R}^m \times \mathbb{R}^\omega \rightarrow \{0, 1\}$. We interpret Ψ as a predicate and aim at expressing it as a Boolean combination of polynomial (in-)equalities, so that Thm.1.10 applies. To this end, we have to bound the number of polynomial predicates and their degree.

We use $i \in \{1, \dots, N\}$ to label the neurons, ordered so that the network graph contains no path from i to $j < i$. Denote by $\delta(i) \in \{0, \dots, \delta\}$ the maximal depth of the i 'th neuron in the network graph and by $a_i \in \mathbb{R}$ the value of the i 'th neuron's output before applying the activation function.

Define $I : \mathbb{R} \rightarrow \{1, \dots, p\}$ so that $I^{-1}(\{j\})$ is the interval corresponding to the j 'th piece in the domain of the piecewise polynomial activation function. Clearly, $I(a)$ can be obtained from the truth values of $p - 1$ inequalities that

are linear in a . Since a_1 is a quadratic function on $\mathbb{R}^m \times \mathbb{R}^\omega$ the value of $I(a_1)$ can be obtained from $p - 1$ polynomial predicates over $\mathbb{R}^m \times \mathbb{R}^\omega$ of degree 2. Now consider $I(a_i)$. Conditioned on $I(a_1), \dots, I(a_{i-1})$, a_i is a polynomial of degree at most $d^{\delta(i)} + \sum_{j=0}^{\delta(i)} d^j =: \text{deg}(i)$ over $\mathbb{R}^m \times \mathbb{R}^\omega$. Consequently, $I(a_i)$ can be determined from the truth values of $p - 1$ polynomial predicates over $\mathbb{R}^m \times \mathbb{R}^\omega$ of degree $\text{deg}(i)$. However, there are p^{i-1} different possibilities for $I(a_1), \dots, I(a_{i-1})$ leading to up to $p^{i-1}(p - 1)$ different polynomial predicates that, together with all previously obtained ones, determine $I(a_i)$.

So for determining $I(a_{N-1})$ we need at most $\sum_{j=1}^{N-1} p^{j-1}(p - 1) = p^{N-1} - 1$ polynomial predicates of degree at most $\text{deg}(N - 1)$. Finally, determining $\mathbb{1}_{a_N \geq 0}$ requires, for each value of $I(a_1), \dots, I(a_{N-1})$, one predicate that is linear in a_N and thus polynomial of degree $\text{deg}(N - 1) \leq \max\{\delta + 1, 2d^\delta\}$. This is also the maximal degree of all the, in total less than p^N , polynomial predicates. With these numbers, we can now enter Thm.1.10, which completes the proof. \square

To summarize, if d and p are fixed, then

$$VCdim(\mathcal{F}) = \mathcal{O}(\omega N).$$

The proof technique is quite flexible in some directions: *weight sharing* or *max pooling* as used in *convolutional neural networks*, as well as *product units* or small variations of the architecture are easily incorporated without changing the picture. Under additional assumptions, such as a layered architecture or piecewise linear activation functions, the above bound can even be improved further, in the latter case down to $\mathcal{O}(\omega \delta \log \omega)$. However, if the basic units are not piecewise algebraic, then ‘cell counting’ can become considerably more difficult. For the logistic sigmoid $\sigma(x) = (1 + e^{-x})^{-1}$ this can, however, still be done leading to a bound based on Eq.(1.41). Fig.2.5 summarizes some of the known results and points to the corresponding references.

Approximation bounds via VC-dimension

Upper bounds on the VC-dimension, like the ones discussed in the previous paragraph, can in some cases be used to derive lower bounds on the achievable approximation accuracy of a function class. For later use, we will look into the following example:

Let $W^{1,\infty}([0, 1]^d)$ be the space of Lipschitz-functions on $[0, 1]^d$ equipped with the norm $\|f\|_{1,\infty} := \max\{\|f\|_\infty, \|\partial_j f\|_\infty\}_{j=1}^d$ and $B^{1,\infty}$ its unit ball.⁴

Theorem 2.10: VC-dimension and approximation accuracy

Let $\mathcal{F} \subseteq \mathbb{R}^{[0,1]^d}$ and $\epsilon > 0$ be such that for any $f \in B^{1,\infty}$ there is a $h \in \mathcal{F}$

⁴Here $\|\cdot\|_\infty$ is the L^∞ -norm and the Sobolev space $W^{1,\infty}$ is a subspace of L^∞ so that its elements are, strictly speaking, equivalence classes of functions. $\partial_j f$ denotes the weak j 'th partial derivative of f , which coincides with the ordinary partial derivative if the latter exists.

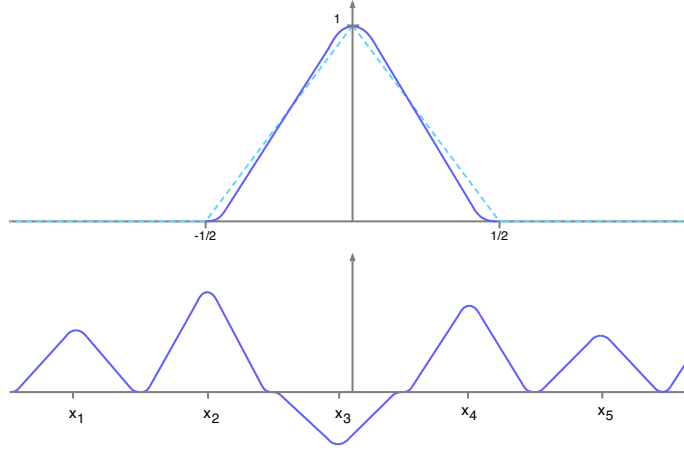


Figure 2.6: Top: the dashed line displays the triangular function that the smooth function φ (solid line) approximates. In order to not increase the support of the function and still have $\varphi(0) = 1$, φ has to have maximal slope $C > 2$. Bottom: the function f takes on predefined values at the lattice points x_m and is constructed by gluing together rescaled and shifted versions of φ with mutually disjoint supports.

for which $\|f - h\|_\infty \leq \epsilon$. Then

$$\text{VCdim}(\tilde{\mathcal{F}})^{1/d} \epsilon \geq \frac{1}{4}, \quad (2.19)$$

where $\tilde{\mathcal{F}}$ is the class of all functions in \mathcal{F} composed with a fixed step function of the form $z \mapsto \mathbb{1}_{z \geq b}$ for a suitable constant b .

Proof. For $N \in \mathbb{N}$ to be chosen later, let $x_1, \dots, x_M \in [0, 1]^d$ be $M := (N+1)^d$ points on a cubic lattice such that $\|x_i - x_j\| \geq 1/N$ for all $i \neq j$. We will now construct a smooth function $f \in C^\infty([0, 1]^d)$ that takes on predetermined values on those lattice points. Specifically, for any $y \in \mathbb{R}^M$ define

$$f(x) := \sum_{m=1}^M y_m \phi(N(x - x_m)), \quad (2.20)$$

where $\phi(z) := \prod_{j=1}^d \varphi(z_j)$ and $\varphi \in C^\infty(\mathbb{R})$ is a smooth approximation of a triangular function as shown in Fig.2.6. In this way, we can achieve that $\phi(0) = 1$, $\phi(x) = 0$ if $\|x\| > 1/2$ and $|\partial_j \phi(x)| \leq C$ for any $C > 2$. This implies, in particular, that $f(x_m) = y_m$ for all $m \in \{1, \dots, M\}$.

For any $\alpha \in \{0, 1\}^M$ we set $y_m := \alpha_m / (CN)$. The fact that $|y_m| \leq 1/(CN)$ then implies that the corresponding function f from Eq.(2.20) is an element of

$B^{1,\infty}$. So by assumption there is an $h \in \mathcal{F}$ for which $|h(x_m) - y_m| \leq \epsilon$ since $y_m = f(x_m)$.

If we choose N such that $\epsilon < 1/(2CN)$, e.g. $N := \lfloor (C^2\epsilon)^{-1} \rfloor$, then $\tilde{h}(x) := \mathbb{1}_{h(x) \geq b}$ with $b := 1/(2CN)$ satisfies $\tilde{h}(x_m) = y_m$ for all $m \in \{1, \dots, M\}$. Consequently, the function class $\tilde{\mathcal{F}}$ that is built by all these \tilde{h} 's has

$$\text{VCdim}(\tilde{\mathcal{F}}) \geq M = (N + 1)^d \geq \left(\frac{1}{C^2\epsilon}\right)^d, \quad (2.21)$$

which proves the theorem when considering the limit $C \rightarrow 2$. \square

Thm.2.10 is clearly not restricted to neural networks but applies to arbitrary function classes. However, if we plug in upper bounds on the VC-dimension of neural networks in terms of numbers of parameters, layers or neurons, then Thm.2.10 translates these bounds into corresponding bounds on the approximation capability of neural networks.

2.5 Deep neural networks

For about half a century the majority of feedforward neural networks that were used in practice were *shallow* in the sense that they did not contain more than one hidden layer. This limitation was partly caused by difficulties in training multi-layered networks (which we will discuss in later sections). Moreover, the universality results of Sec.2.3 that were proven for one-hidden-layer networks around 1990 may not have motivated the investigation of deeper networks, either. The situation began to change in the mid 2000's and then seemingly underwent a phase transition around 2012. Thereafter "deeper is better" became a dominant mantra. Confronted with the question "Why should deeper be better?" one is tempted to tell a story about hierarchical structures. The fact that the world surrounding us as well as our understanding of it is organized hierarchically, resonates well with the idea that such hierarchical structures are expressed more easily if the different layers of the hierarchy have a counterpart in the chosen model. As plausible as this may seem, it is difficult to formalize mathematically. This section summarizes some first steps in this direction. They all aim at proving that in order to approximate certain functions to a given accuracy, deep neural networks can be vastly more efficient in the sense of requiring drastically fewer parameters and neurons.

One of the first results in this direction was obtained in [ES16] for *radial* functions, i.e. functions of the form $\mathbb{R}^d \ni x \mapsto f(\|x\|^2)$. The underlying idea is, that for a suitable choice of f it could be difficult to approximate this map with only a single hidden layer, whereas a network with two hidden layers can simply first approximate $x \mapsto \|x\|^2$ in the first hidden layer and then f in the second hidden layer. In fact, for f being a particular Bessel function, it was shown in [ES16] that the corresponding radial function can be approximated by a two-hidden-layer network of width polynomial in d , but requires a single-hidden-layer network of width exponential in d to achieve the same approximation accuracy.

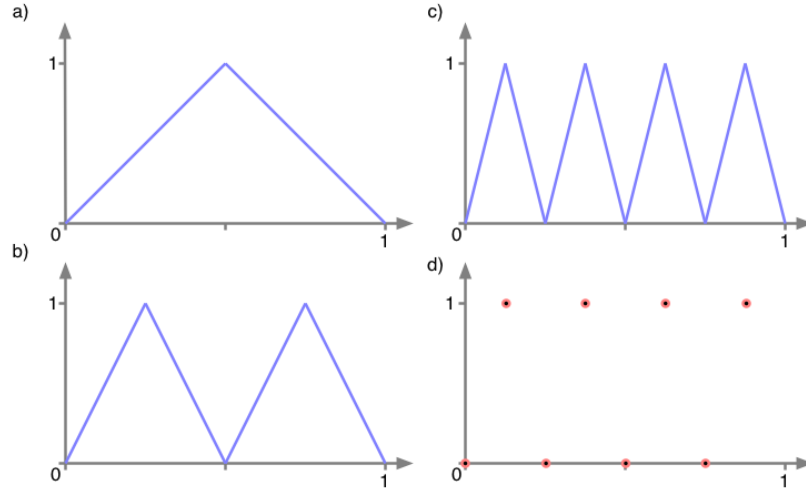


Figure 2.7: Fig. a) - c) show the graphs of Λ , Λ^2 and Λ^3 . d) shows the set S for $k = 3$. By construction, it is part of the graph of Λ^3 .

The proof of this result is relatively involved so that we will not dive into the details but rather follow a different line of results.

The idea that will be worked out in detail in the following two paragraphs is the following: the number of oscillations of functions $\mathbb{R} \rightarrow \mathbb{R}$ tends to be multiplicative under composition but additive under linear combination. Increasing the depth of a neural network corresponds to composing with further functions whereas increasing the width corresponds to adding further functions. Therefore, highly oscillatory functions should be represented/approximated more efficiently using deep networks than with shallow ones.

Representation benefits of deep classifiers Define $\mathcal{F}(m, l) \subseteq \mathbb{R}^{\mathbb{R}}$ as the set of functions that can be represented by a feedforward neural network with l layers, m neurons within every hidden layer, a single neuron at the output and the rectified linear unit $\sigma_{\mathbb{R}}(z) := \max\{0, z\}$ as activation function. In order to make an $f \in \mathcal{F}(m, l)$ into a classifier, define $\hat{f}(x) := \mathbb{1}_{f(x) \geq 1/2}$ and let $\hat{R}(f) := \frac{1}{|S|} \sum_{(x,y) \in S} \mathbb{1}_{\hat{f}(x) \neq y}$ be the corresponding empirical risk w.r.t. a training data set S .

Theorem 2.11: Exponential benefit of deep classifiers

Let $k \in \mathbb{N}$, $k \geq 2$, $n = 2^k$ and $S := ((x_i, y_i))_{i=0}^{n-1}$ with $x_i := i/n$ and $y_i := i \bmod 2$.

1. There is an $h \in \mathcal{F}(2, k+1)$ for which $\hat{R}(h) = 0$.

2. If $m, l \in \mathbb{N}$ and $m \leq 2^{\frac{k}{l}-2}$, then $\hat{R}(f) \geq \frac{1}{6}$ holds for all $f \in \mathcal{F}(m, l)$.

Proof. 1. Define a function $\Lambda : [0, 1] \rightarrow [0, 1]$ as

$$\Lambda(x) := \begin{cases} 2x, & 0 \leq x \leq 1/2, \\ 2(1-x), & 1/2 < x \leq 1. \end{cases} \quad (2.22)$$

Since this can be written as $\Lambda(x) = \sigma_R(2\sigma_R(x) - 2\sigma_R(2x - 1))$ we have $\Lambda \in \mathcal{F}(2, 2)$. If we compose the function k -times with itself, the graph of $h(x) := \Lambda^k(x)$ is a saw-tooth with 2^{k-1} ‘teeth’ (see Fig.2.7). By construction, $h(x_i) = y_i$ for all $i = 1, \dots, n$ and thus $\hat{R}(h) = 0$. Moreover, by simply iterating the network we see that $h \in \mathcal{F}(2, 2k)$. However, since the activation function at the outputs of all intermediate networks has no effect due to positivity, i.e. $\Lambda(x) = 2\sigma_R(x) - 2\sigma_R(2x - 1)$, we can drop all the corresponding layers so that, in fact, $h \in \mathcal{F}(2, k+1)$.

2. Every $f \in \mathcal{F}(m, l)$ is piecewise affine with at most $2^l m^{l-1}$ pieces. This is a consequence of the following simple fact: suppose f_1 and f_2 are piecewise affine with t_1 and t_2 pieces, respectively. Then $f_1 + f_2$ and $f_1 \circ f_2$ are again piecewise affine with at most $t_1 + t_2$ and $t_1 t_2$ pieces.

With at most $t = 2^l m^{l-1}$ affine and thus monotone pieces, the graph of a function $f \in \mathcal{F}(m, l)$ crosses $1/2$ at most t times—not more than once inside every interval. Therefore, \tilde{f} is piecewise constant with at most $t + 1$ intervals with values 0 or 1. Let us now consider how the n points, whose values alternate between zero and one, can be distributed over these $t + 1$ intervals. Clearly, at most $t + 1$ points can be in intervals that contain no more than one point. The other $n - t - 1$ points have to be in intervals that contain more than one point. At least one third of these points are thus misclassified so that the empirical risk can be bounded from below as

$$\hat{R}(f) \geq \frac{n - t - 1}{3n} \geq \frac{1}{3} - \frac{t + 1}{3n}.$$

Inserting t and using the assumption that $m \leq 2^{k/l-2}$ this can be shown to be at least $1/6$ for all $m, k \geq 2$. The case $m = 1$ can easily be treated separately. \square

Approximation benefits of deep networks The idea of the previous paragraph also leads to an inapproximability result for \mathbb{R} -valued functions. Instead of using the L_∞ -norm like for the positive results of Sec.2.3, the following theorem uses the L_1 -norm. In this way, the negative result becomes stronger since distance in L_1 -norm means that the considered functions differ on a large set.

Theorem 2.12: L_1 -approximation benefits of deep networks

For any $k \in \mathbb{N}, k \geq 4$ there exists a function $f : [0, 1] \rightarrow [0, 1]$ that

1. can be represented exactly by a ReLU-network of k^2 hidden layers and width 2,
2. is such that every function g that is implemented by a ReLU-network

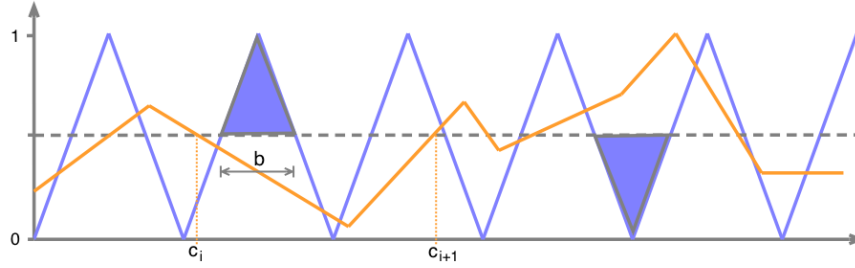


Figure 2.8: The L_1 -norm distance between the saw-tooth function f (violet) and the function g (orange) is estimated by counting elementary triangles with base b and area Δ that are on the ‘opposite side’ of the constant line $1/2$ (dashed). If the graph of g does not cross this line within an interval $[c_i, c_{i+1}]$ of length at least $2b$, then the L_1 -norm distance between f and g within this interval is at least Δ .

with at most k hidden layers, which contain at most 2^k neurons in total, satisfies

$$\int_{[0,1]} |f(x) - g(x)| dx \geq \frac{1}{11}. \quad (2.23)$$

Proof. 1. We use the saw-tooth function $f(x) := \Lambda^{k^2}(x)$ with Λ as defined in Eq.(2.22). For later use let us consider one of the $2^{k^2} - 1$ equal triangles that appear when we draw the constant line $1/2$ on top of the graph of f (see Fig.2.8). The length of the base of each of these triangle is $b := 2^{-k^2}$ and their height is $1/2$. Consequently, each triangle has an area $\Delta := 2^{-k^2}/4$.

2. Suppose the ReLU-network representing g has δ hidden layers and denote by m_i the number of neurons in the i 'th hidden layer. An elementary argument as in the proof of the previous theorem then shows that g has at most $2 \prod_{i=1}^{\delta} (2m_i)$ affine pieces. This expression can be simplified by the arithmetic-geometric-mean inequality

$$2 \prod_{i=1}^{\delta} (2m_i) \leq 2 \left(\frac{2 \sum_{i=1}^{\delta} m_i}{\delta} \right)^{\delta},$$

so that plugging in the assumptions leads to an upper bound of $t := 2^{k^2+k+1}/k^k$ affine pieces for g .

Denote by $0 \leq c_1 < c_2 < c_3 \dots \leq 1$ the points where the graph of g crosses the constant line $1/2$.⁵ There are at most t such points since every affine piece can cross this line at most once. We add two more points to the list, namely the two boundary points 0 and 1 so that there are at most $t + 2$ points now. If an interval $[c_i, c_{i+1}]$ has length at least $2b$, then within this interval the L_1 -

⁵If an affine piece is constant $1/2$, then we will only take the left-most point into account.

norm distance between f and g is at least the area Δ of one of the elementary triangles. Using this observation, we can thus bound

$$\begin{aligned} \int_{[0,1]} |f(x) - g(x)| dx &\geq \sum_i \left\lfloor \frac{c_{i+1} - c_i}{2b} \right\rfloor \Delta \\ &\geq \sum_i \left(\frac{c_{i+1} - c_i}{2b} - 1 \right) \Delta \\ &\geq \left(\frac{1}{2b} - t - 2 \right) \Delta = \frac{1}{4} \left(\frac{1}{2} - \frac{2^{k+1}}{k^k} - 2^{1-k^2} \right). \end{aligned}$$

The last expression is an increasing function in k that can be bounded from below by $1/11$ for $k = 4$. \square

Note that in the proof of part 2. of Thm.2.12 the specific form of the activation function is only used in order to bound the number t of times that g crosses the constant line $1/2$. Via Warren's inequality for polynomial arrangements in Prop.1.9 such a bound can also be derived in the case where piecewise polynomial activation functions are used, as long as the number of pieces and the degree of the polynomials is bounded. In this way, the result can be generalized to a larger class of networks [Tel16].

Converting shallow into deep networks The results of the previous paragraphs show that some functions can be represented or approximated more efficiently by deep networks. For these functions shallow networks require exponentially more parameters in order to achieve the same approximation accuracy. This raises the question whether the opposite can occur as well? That is, are there functions for which wide & shallow networks are significantly more efficient than narrow & deep ones? The following simple argument shows that there is not much room for shallow networks to be more efficient than deep networks.

Proposition 2.9 (Conversion from wide & shallow to narrow & deep). *Consider the class of layered feed-forward neural networks with d input and l output nodes and activation functions that are taken from a fixed set that includes the identity $\sigma(z) = z$. Within this class, every function representable with a single hidden layer of m neurons admits a representation by a network with m hidden layers each of which contains at most $d + l + 1$ neurons.*

This is easily seen by rotating the hidden layer and adding two parallel busses whose sizes equal the ones of the input and output layer, as depicted in Fig.2.9. There, matching colors of the arrows indicate matching types of activation functions, where gray arrows mean that the identity function is used, so that the information is passed along from one layer to the next. If the ReLU activation function σ_R is to be used everywhere, then one could emulate the identity function at the cost of doubling the number of neurons in the input/output busses by exploiting that

$$x = \sigma_R(x) - \sigma_R(-x).$$

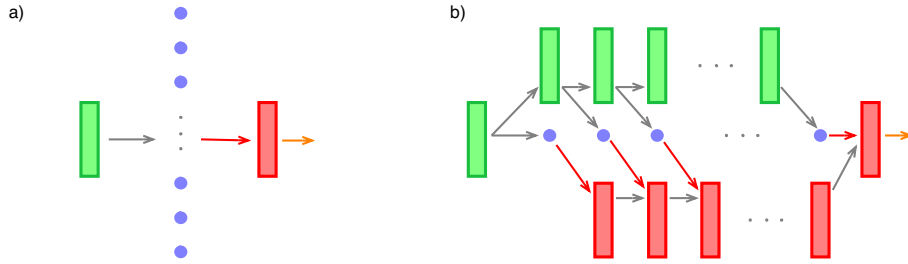


Figure 2.9: a) Schematic representation of a neural network with a single hidden layer containing m neurons. Green and red boxes depict the input and output layer, respectively. The links/arrows are only drawn pars pro toto. b) The same functions can be represented using a layered network of constant width and depth $m + 1$. The construction 'rotates' the hidden layer by 90° and adds an 'input bus' and an 'output bus' whose purposes are to keep a copy of the input and to sequentially collect the output, respectively.

However, if the input of the network is restricted to a compact domain, then doubling the number of neurons in this way is unnecessary:

Theorem 2.13: Representation via deep, narrow networks

Let $K \subseteq \mathbb{R}^d$ be compact. Every continuous function $f : K \rightarrow \mathbb{R}^l$ can be approximated arbitrary well in $\|\cdot\|_\infty$ by a layered feed-forward neural network of width at most $d + l + 1$ using a continuous activation function σ , if the latter is not affine but contains a non-constant affine piece. Here, the output layer is assumed to use the identity as activation function.

Proof. From Thm.2.7 we know that continuous functions on compact domains can be arbitrary well approximated by a shallow network using arbitrary non-polynomial activation functions and a single hidden layer. Using Prop.2.9 we can convert this into a deep network of width at most $d + l + 1$ when allowing for identity activation functions. The latter can, however, be effectively implemented using the given activation function σ and resorting to compactness. This is seen by observing that for any bounded domain there are affine maps A, B so that $A \circ \sigma \circ B$ becomes the identity on that domain. The required affine maps can be implemented by adjusting weights (for the linear part) and biases (for the offset) in the network. \square

Optimal approximation of Lipschitz functions

The results discussed on the preceding pages that separate deep networks from shallow ones w.r.t. their capability of approximating certain functions efficiently, are far from dealing with practically relevant functions. A questionable

property of the considered sequence of functions is that in the limit their derivatives diverge everywhere. This is in conflict with the intuition that functions that appear in practice should not oscillate too wildly and be mostly Lipschitz. Before we will consider functions with bounded Lipschitz constant in the light of the approximation-efficiency-depth tradeoff, we make a small excursion and review a more general result from approximation theory. The underlying question is: what can be said in general about the number of parameters that is required by any model in order to achieve a certain approximation accuracy?

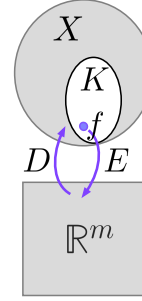


Figure 2.10:

More specifically, let K be a subset of some normed space X and suppose we want to approximate all elements in K to a given accuracy using a model with as few real parameters as possible. What can be said about the number m of parameters? Mathematically, we assign to every element $f \in K$ a point in \mathbb{R}^m via a map $E : K \rightarrow \mathbb{R}^m$ that in turn parametrizes an element in X via a map $D : \mathbb{R}^m \rightarrow X$ (see Fig.2.10). A reasonable quantity to consider then is the worst-case error

$$\inf_{f \in K} \|f - D \circ E(f)\|. \tag{2.24}$$

However, if X is separable, then the infimum of this worst-case error taken over all possible maps E, D turns out to be zero, even for $m = 1$, due to existence of space-filling curves. Hence, in order to get a non-trivial relation between m and the approximation accuracy, one has to restrict at least one of the maps E, D . The approach taken in [DHM89], from where the following result is taken, is to assume continuity of the encoding map E .

Theorem 2.14: Optimal nonlinear approximation

Let X be a normed space, $K \subseteq X$, $E \in C(K, \mathbb{R}^m)$ and $D : \mathbb{R}^m \rightarrow K$. Then:

$$\sup_{f \in K} \|f - D \circ E(f)\| \geq \sup_V \sup \{ \lambda \mid \lambda B_V \subseteq K \}, \tag{2.25}$$

where the supremum is taken over all subspaces $V \subseteq X$ with $\dim(V) = m + 1$ and $B_V := \{x \in V \mid \|x\| \leq 1\}$.

Note: the expression on the r.h.s. of Eq.(2.25) is called *Bernstein width* of K .

Proof. Suppose $\lambda > 0$ and V is an $m + 1$ dimensional subspace of X s.t. $\lambda B_V \subseteq K$. If we denote by $\partial \lambda B_V$ the boundary of λB_V within V , then $\tilde{E} := E|_{\partial \lambda B_V}$ is a continuous map from a unit-sphere (w.r.t. some norm) of an $m + 1$ dimensional space into \mathbb{R}^m . For such maps the Borsuk-Ulam theorem guarantees the existence of a $f \in \partial \lambda B_V$ for which $E(f) = E(-f)$. Then $2f = (f - D \circ E(f)) - (-f - D \circ E(-f))$ implies that

$$2\lambda = \|2f\| \leq \|f - D \circ E(f)\| + \|-f - D \circ E(-f)\|.$$

Hence, f or $-f$ is approximated with error at least λ . \square

We will now apply this to the specific class of Lipschitz functions for which Thm.2.10 relates the approximation accuracy to the VC-dimension. Let $B^{1,\infty}$ be the closed unit ball of the Sobolev space $W^{1,\infty}([0,1])$ of Lipschitz functions, equipped with the norm $\|f\|_{1,\infty} := \max\{\|f\|_\infty, \|f'\|_\infty\}$.

Corollary 2.10 (Optimal approximation of Lipschitz functions). *Let $X := L^\infty([0,1])$, $K := B^{1,\infty}$, $E \in C(K, \mathbb{R}^m)$ and $D : \mathbb{R}^m \rightarrow K$. Then*

$$\sup_{f \in K} \|f - D \circ E(f)\|_\infty \geq \frac{1}{2(m+1)}. \quad (2.26)$$

Proof. For $i \in \{0, m\}$ let $\phi_i \in W^{1,\infty}([0,1])$ be a ‘saw-tooth function’ that is supported in the interval $[i/(m+1), (i+1)/(m+1)]$, has norm $\|\phi_i\|_\infty = 1$ and is $2(m+1)$ -Lipschitz and thus $\|\phi_i\|_{1,\infty} = 2(m+1)$. In order to obtain a lower bound for the r.h.s. of Eq.(2.25) we define $V := \text{span}\{\phi_i\}_{i=0}^m$. Then $\varphi \in \partial\lambda B_V$ means that $\varphi = \sum_{i=0}^m c_i \phi_i$ with $\|\varphi\|_\infty = \max\{|c_i|\} = \lambda$. On the other hand, since the ϕ_i ’s have disjoint supports

$$\|\varphi\|_{1,\infty} = \max\{|c_i| \|\phi_i\|_{1,\infty}\} = 2\lambda(m+1).$$

This implies that $\lambda B_V \subseteq K$ iff $\lambda \leq \frac{1}{2(m+1)}$ and the result follows by choosing λ maximal. \square

... to be completed ...

2.6 Rademacher complexity of neural networks

Rademacher complexities of feedforward neural networks are most easily estimated, if the network obeys a layered structure. Then, with the help of the properties of the (empirical) Rademacher complexities, which were summarized in Thm.1.16, we can express the Rademacher complexities at the outputs of one layer in terms of the ones corresponding to the foregoing layer:

Theorem 2.15: Rademacher complexity progression

Let $a, b \in \mathbb{R}$, $\tilde{\sigma} : \mathbb{R} \rightarrow \mathbb{R}$ l -Lipschitz and $\mathcal{F}_0 \subseteq \mathbb{R}^{\mathcal{X}}$. The empirical Rademacher complexity of $\mathcal{F} := \{x \mapsto \tilde{\sigma}(v + \sum_{j=1}^m w_j f_j(x)) \mid |v| \leq a, \|w\|_1 \leq b, f_j \in \mathcal{F}_0\} \subseteq \mathbb{R}^{\mathcal{X}}$ w.r.t. any point $x \in \mathcal{X}^n$ can be bounded in terms of the one of \mathcal{F}_0 (w.r.t. the same point) by

$$\hat{\mathcal{R}}(\mathcal{F}) \leq l \left(\frac{a}{\sqrt{n}} + 2b \hat{\mathcal{R}}(\mathcal{F}_0) \right). \quad (2.27)$$

The factor 2 can be dropped if $\mathcal{F}_0 = -\mathcal{F}_0$.

Note: the number m of neurons in the layer enters the bound only indirectly via the $\|\cdot\|_1$ -constraint on the weights.

Proof. First, we exploit the Lipschitz-property of $\tilde{\sigma}$ together with the corresponding property of the Rademacher complexity (point 5. in Thm.1.16) and obtain

$$\hat{\mathcal{R}}(\mathcal{F}) \leq \frac{l}{n} \mathbb{E}_\sigma \left[\sup_{v, w, f_j} \sum_{i=1}^n \sigma_i \left(v + \sum_{j=1}^m w_j f_j(x_i) \right) \right]. \quad (2.28)$$

Next, note that $\sum_j w_j f_j \in b \operatorname{conv}\{\mathcal{F}_0 - \mathcal{F}_0\} =: \mathcal{G}_1$. With $\mathcal{G}_2 := \{x \mapsto v \mid |v| \leq a\}$ we can regard the function class that appears in Eq.(2.28) as a sum of function classes so that (following property 3. in Thm.1.16) we can write

$$\begin{aligned} \hat{\mathcal{R}}(\mathcal{F}) &\leq l(\hat{\mathcal{R}}(\mathcal{G}_1 + \mathcal{G}_2)) = l(\hat{\mathcal{R}}(\mathcal{G}_1) + \hat{\mathcal{R}}(\mathcal{G}_2)) \\ &\leq l\left(\frac{a}{\sqrt{n}} + 2b \hat{\mathcal{R}}(\mathcal{F}_0)\right). \end{aligned} \quad (2.29)$$

In the second line, we used separate bounds for the two appearing empirical Rademacher complexities. On the hand, we used that (again by Thm.1.16)

$$\hat{\mathcal{R}}(\mathcal{G}_1) = b\hat{\mathcal{R}}(\operatorname{conv}\{\mathcal{F}_0 - \mathcal{F}_0\}) = b\hat{\mathcal{R}}(\mathcal{F}_0 - \mathcal{F}_0) = b(\hat{\mathcal{R}}(\mathcal{F}_0) + \hat{\mathcal{R}}(-\mathcal{F}_0)) = 2b\hat{\mathcal{R}}(\mathcal{F}_0),$$

where the factor 2 is unnecessary if $\mathcal{F}_0 = -\mathcal{F}_0$ as in this case $\mathcal{G}_1 = b\operatorname{conv}\{\mathcal{F}_0\}$. On the other hand, we have used that $\hat{\mathcal{R}}(\mathcal{G}_2) \leq a\mathbb{E}(|Z|)/n$ with $Z := \sum_{i=1}^n \sigma_i$, which in turn can be bounded via Jensen's inequality leading to

$$\mathbb{E}[|Z|] \leq \mathbb{E}[Z^2]^{1/2} = \sqrt{n},$$

when exploiting the independence of the Rademacher variables. \square

In order to arrive at an upper bound for the empirical Rademacher complexity of an entire network, we can now apply the previous theorem recursively. Only the first layer requires a different treatment. One possibility is to use the following ingredient:

Lemma 2.11. *For $b, c > 0$, consider $\mathcal{X} := \{x \in \mathbb{R}^d \mid \|x\|_\infty \leq c\}$ and $\mathcal{G} := \{x \ni x \mapsto \langle x, w \rangle \mid \|w\|_1 \leq b\}$. The empirical Rademacher complexity of \mathcal{G} w.r.t. any $z \in \mathcal{X}^n$ can be bounded by*

$$\hat{\mathcal{R}}(\mathcal{G}) \leq \frac{bc}{\sqrt{n}} \sqrt{2 \ln(2d)}. \quad (2.30)$$

Proof. The proof is an application of Hölder's and Massart's inequality:

$$\begin{aligned} n\hat{\mathcal{R}}(\mathcal{G}) &= \mathbb{E}_\sigma \left[\sup_w \sum_{j=1}^d \sum_{i=1}^n \sigma_i w_j z_{i,j} \right] \leq b \mathbb{E}_\sigma \left[\max_j \left| \sum_{i=1}^n \sigma_i z_{i,j} \right| \right] \\ &= b \mathbb{E}_\sigma \left[\max_{a \in A} \sum_{i=1}^n \sigma_i a_i \right] \\ &\leq bc \sqrt{2n \ln(2d)}, \end{aligned}$$

where we used Hölder's inequality in the first line, we set $A := \{\pm x_1, \dots, \pm x_d\} \subseteq \mathbb{R}^n$ with $(x_j)_i := z_{i,j}$ in the second line and we exploited Massart's inequality from Eq.(1.50) with $|A| \leq 2d$ and $\|x_j\|_2 \leq \sqrt{n}\|x_j\|_\infty \leq \sqrt{nc}$ in the last line. \square

Combining Lemma 2.11 and Thm.2.15 then leads to the following:

Corollary 2.12 (Rademacher complexity of layered network). *Let $a, b > 0$ and $\mathcal{X} := \{x \in \mathbb{R}^d \mid \|x\|_\infty \leq 1\}$. Fix a neural network architecture with δ hidden layers that implements $\mathcal{F} \subseteq \mathbb{R}^{\mathcal{X}}$ s.t.*

1. *the activation function $\sigma : \mathbb{R} \rightarrow \mathbb{R}$ is 1-Lipschitz,*
2. *for every neuron the vector w that collects all weights of incoming edges satisfies $\|w\|_1 \leq b$,*
3. *the moduli of the threshold values are bounded by a .*

Then the empirical Rademacher complexity of \mathcal{F} w.r.t. any $z \in \mathcal{X}^n$ satisfies

$$\hat{\mathcal{R}}(\mathcal{F}) \leq \frac{1}{\sqrt{n}} \left(b^{\delta+1} \sqrt{2 \ln(2d)} + a \sum_{i=0}^{\delta} b^i \right). \quad (2.31)$$

Proof. The result follows by replacing the function class \mathcal{G}_1 in the proof of Thm.2.15 with the class \mathcal{G} of Lemma 2.11. Moreover, we use $l = 1$ as well as $\mathcal{F}_0 = -\mathcal{F}_0$ for every single layer. The $(\delta - 1)$ -fold recursive application of Thm.2.15 then gives rise to the partial sum of the geometric series. \square

The appearance of b^δ , which bounds the product of the maximum norms of the weight vectors of all layers, motivates the use of expressions of this type for regularization (as opposed to the sum of the squares of all weights in Tikhonov regularization).

2.7 Training neural networks

In this section, we will sketch the framework for training a neural network. Particular aspects and issues will then be discussed in greater detail in the following sections. Training means to optimize the parameters of the model so that that the model describes the training data well. Hence, we will have to choose a loss function and an optimization algorithm. The architecture of the network is supposed to be fixed.

Loss function. In case of regression, the most common choices for the loss function are the quadratic loss and the l_1 -distance. The latter is less sensitive to 'outliers' than the former.

In case of classification, a common practice is the following: If \mathcal{Y} is the set of possible classes, then instead of choosing one output node with values ranging

in \mathcal{Y} , one uses $|\mathcal{Y}|$ output nodes with real values, say $z \in \mathbb{R}^{\mathcal{Y}}$. To those the so-called *softmax* activation

$$\sigma_{\max}(z)_y := \frac{e^{\beta z_y}}{\sum_{y \in \mathcal{Y}} e^{\beta z_y}}, \quad \beta \in [0, \infty) \quad (2.32)$$

is applied. Note that the softmax function is, in contrast to other activation functions, not a scalar function that can be applied to each coordinate separately, but maps $\mathbb{R}^{\mathcal{Y}}$ into $(0, \infty)^{\mathcal{Y}}$. More precisely, it turns a vector with real entries into a probability distribution that indicates the maximum entry in the limit $\beta \rightarrow \infty$ and is a ‘soft’ version thereof otherwise. Usually, $\beta = 1$ is chosen.

Using such an output layer, the network maps every input $x \in \mathcal{X}$ to a probability distribution, which can be interpreted as a quantification of the levels of confidence. Let us denote the components of the distribution by $p(y|x, w)$, where w is the collection of parameters the network depends on. The training data set $((x_1, y_1), \dots, (x_n, y_n))$, on the other hand, defines an empirical distribution $\hat{p}(y|x_i) := \delta_{y, y_i}$. For every data point x_i the deviation between the two distributions can be quantified using the Kullback-Leibler divergence

$$\begin{aligned} D_{KL}(\hat{p}(x_i)||p(x_i, w)) &:= \sum_{y \in \mathcal{Y}} \hat{p}(y|x_i) \log \frac{\hat{p}(y|x_i)}{p(y|x_i, w)} \\ &= -\log p(y_i|x_i, w). \end{aligned} \quad (2.33)$$

To cast this into a loss function of the form defined in Sec.1.1 we can use the modified space of labels $\tilde{\mathcal{Y}} := \mathbb{R}^{\mathcal{Y}}$ with $\tilde{y}_i := (\delta_{y, y_i})_{y \in \mathcal{Y}}$. The loss function $L : \tilde{\mathcal{Y}} \times \tilde{\mathcal{Y}} \rightarrow [0, \infty]$ giving rise to Eq.(2.33) then takes on the form

$$L(\tilde{y}, h(x)) = -\langle \tilde{y}, \log h(x) \rangle,$$

which is sometimes simply called the *log-loss*. It is also known as *cross entropy* (when viewed as arising from the Kullback-Leibler divergence) or the *negative log-likelihood* (when $w \mapsto p(y|x, w)$ is viewed as likelihood function for the parameters w). Irrespective of these motivations the main reason for choosing this type of loss-function is, however, that it appears to work well, on heuristic grounds.

Algorithm The risk-function that has to be optimized as a function of the parameters, which we denote by $w \in \mathbb{R}^N$, is always an average of the loss-function over the n training data points. That is, formally we have to minimize a function of the form

$$f(w) = \frac{1}{n} \sum_{i=1}^n f_i(w).$$

Gradient descent is a greedy (and probably the conceptually simplest) algorithm for dealing with such an optimization problem: choose an initial point $w_0 \in \mathbb{R}^N$ and a (possibly time-dependent) step size $\alpha > 0$ and then move along the sequence given by

$$w_{t+1} := w_t - \alpha \nabla f(w_t),$$

where $\nabla f(w_t)$ denotes the gradient of f at w_t . In other words, follow the negative gradient. Leaving aside issues of convergence, non-global minima and saddle-points for the moment, there are (at least) two obstacles to overcome if both n and N are very large. Consider a naive numerical way of computing the gradient: due to linearity, the gradient is the sum of n gradients $\nabla f_i(w_t)$ each of which requires of the order of N function evaluations to be estimated numerically since N is the dimension of the underlying space. Hence, before even a single step can be made downhill, $n \cdot N$ function evaluations are required. In our case, this means $n \cdot N$ evaluations (a.k.a. ‘forward passes’) of the neural network, which can easily be around 10^{14} — not very encouraging.

Two crucial ingredients reduce these nN evaluations, loosely speaking, to 2:

1. *Backpropagation*: For each f_i the gradient can be computed analytically. Using the chain rule combined with some bookkeeping this requires only one forward and one ‘backward’ pass (and in this sense 2 evaluations). This routine is called ‘backpropagation’.
2. *Stochastic gradient descent*: Instead of computing the gradient of f exactly, one uses the gradients of the f_i ’s as stochastic approximation. After all, on average the gradients of the latter are equal to the gradient of the former.

With these two ingredients, which will be discussed in detail in Sec. 2.8 and Sec. 2.9, one possible way of proceeding is then as follows: start at a random initial point w_0 , choose a data point (x_i, y_i) at random (in practice, usually without replacement), compute the gradient of the corresponding f_i using backpropagation, update w by moving opposite to that gradient, and then iterate this procedure.

One complete run over the set of n training data points is called an *epoch*. Instead of making n steps in parameter space during an epoch, it is often advantageous to form disjoint groups, so-called *mini-batches*, of k data points each and to average the corresponding k gradients before making one step. In this way, the stochastic gradient becomes less ‘noisy’, the step size can be increased and, since the gradients within one mini-batch are computed using the same parameters but different data points, it opens a door for parallelization.

2.8 Backpropagation

The backpropagation algorithm exploits the network structure of the function for computing its gradient. A central ingredient of the algorithm is the chain rule, which governs the derivative of composed functions. However, the backpropagation algorithm differs significantly from symbolic differentiation. First, it carefully exploits computationally efficient bookkeeping and second, every building block of the function is evaluated (and not kept symbolically) as soon as possible.

We will first look at what has become the standard derivation of the algorithm when applied to feedforward layered neural networks. After that, we will

revisit the algorithm from a more general perspective and thereby find connections to the method of Lagrange multipliers. The second part supersedes the first, but requires slightly more mathematical and computational background.

Standard derivation of the algorithm Consider a layered feedforward neural network whose layers will be labeled by an upper or lower index $l \in \{0, \dots, m\}$. Here, the 0'th layer corresponds to the input and the m 'th to the output. N_l will be the number of neurons in the l 'th layer. By w_{jk}^l we will denote the weight that corresponds to the connection from the k 'th neuron in layer $l-1$ to the j 'th neuron in layer l . Similarly, b_j^l will be the threshold value of the j 'th neuron in layer l . The vector x^l , whose components x_j^l are the outputs of the neurons of the l 'th layer, can then be expressed in matrix/vector notation as $x^l = \sigma(w^l x^{l-1} + b^l)$, where the activation function σ is applied component-wise. We introduce a separate variable $z^l := w^l x^{l-1} + b^l$ to denote the output before application of the activation function.

Consider a function $f : \mathbb{R}^{N_m} \rightarrow \mathbb{R}$ that maps the output x^m to a real number—such as the loss function, which acts as $L(y, x^m) =: f(x^m)$ for a fixed pair (x^0, y) of the training data. By expanding x^m in terms of previous layers and the corresponding weights and threshold values, we may interpret f as a function of different kinds of variables. In particular, we will consider the mappings $(w, b) \mapsto f(x^m)$, $x^l \mapsto f(x^m)$ and $z^m \mapsto f(x^m)$. Abusing notation all these mappings will be denoted by f .

Our aim is to compute the partial derivatives of f w.r.t. all weights and threshold values. To this end, we introduce intermediate quantities $\delta_j^l := \frac{\partial f}{\partial z_j^l}$ in terms of which all the sought derivatives will be expressed by use of the chain rule. The latter is also central in computing the δ_j^l 's themselves. Beginning with the output layer, we obtain

$$\delta_j^m = \sum_k \frac{\partial f}{\partial x_k^m} \frac{\partial x_k^m}{\partial z_j^m} = \sigma'(z_j^m) \frac{\partial f}{\partial x_j^m}, \quad (2.34)$$

where the summation runs over all neurons in the considered layer. Next, we show that δ^l can be expressed in terms of δ^{l+1} , so that all δ 's can be computed by going layerwise backwards from the output layer:

$$\begin{aligned} \delta_j^l &= \frac{\partial f}{\partial z_j^l} = \sum_k \frac{\partial f}{\partial z_k^{l+1}} \frac{\partial z_k^{l+1}}{\partial z_j^l} \\ &= \sum_k \delta_k^{l+1} w_{kj}^{l+1} \sigma'(z_j^l). \end{aligned} \quad (2.35)$$

Finally, we can express the sought derivatives in terms of the δ 's:

$$\frac{\partial f}{\partial b_j^l} = \sum_k \frac{\partial f}{\partial z_k^l} \frac{\partial z_k^l}{\partial b_j^l} = \delta_j^l, \quad (2.36)$$

$$\frac{\partial f}{\partial w_{jk}^l} = \sum_i \frac{\partial f}{\partial z_i^l} \frac{\partial z_i^l}{\partial w_{jk}^l} = \delta_j^l x_k^{l-1}. \quad (2.37)$$

As a result we obtain that in order to compute the partial derivatives of f w.r.t. all weights and threshold values it suffices to run the network once forward (to obtain all x 's and z 's) and once 'backwards' (to obtain the δ 's). This has to be contrasted with the naive approach, where for every individual partial derivative the network had to be evaluated at least once already.

Algorithmic differentiation and Lagrange multipliers The backpropagation algorithm for layered feedforward neural networks can be embedded into a larger picture, which we want to discuss in this section.

We will first recall and reformulate some facts from Analysis that enable us to compute derivatives under constraints. We will denote the *total derivative* (i.e., *Fréchet derivative*) of a function f at a point x by $Df(x)$. That is, $Df(x)$ is the best linear approximation to f at x . If f has two arguments, we will write $D_1f(x_0, y_0)$ for the total derivative of the map $x \mapsto f(x, y_0)$ at x_0 and likewise $D_2f(x_0, y_0)$ for the total derivative of the map $y \mapsto f(x_0, y)$ at y_0 .

Proposition 2.13 (Partial derivations with Lagrange multipliers). *Let $F \in C^1(\mathbb{R}^K \times \mathbb{R}^N, \mathbb{R})$ and $H \in C^1(\mathbb{R}^K \times \mathbb{R}^N, \mathbb{R}^K)$ be such that at $(v_0, w_0) \in \mathbb{R}^K \times \mathbb{R}^N$ $H(v_0, w_0) = 0$ and $D_1H(v_0, w_0)$ is invertible.*

1. *There is an open neighborhood W of w_0 and a unique $\varphi \in C^1(W, \mathbb{R}^K)$ such that $\varphi(w_0) = v_0$ and $\forall w \in W : H(\varphi(w), w) = 0$ while $D_1H(\varphi(w), w)$ remains invertible.*
2. *Defining $f(w) := F(\varphi(w), w)$ and $\mathcal{L}(v, w, \lambda) := F(v, w) + \lambda^T H(v, w)$ we have for all $w \in W$:*

$$Df(w) = D_2\mathcal{L}(\varphi(w), w, \lambda) \quad (2.38)$$

if $\lambda \in \mathbb{R}^K$ satisfies

$$\lambda^T D_1H(\varphi(w), w) + D_1F(\varphi(w), w) = 0. \quad (2.39)$$

Note: \mathcal{L} is a *Lagrange functional*, which combines the function F under consideration with the constraints given by H via the *Lagrange multipliers* λ .

Proof. 1. is nothing but the implicit function theorem. In order to arrive at 2. we begin with differentiating the equation $0 = DH(\varphi(w), w)$. This leads to

$$\begin{aligned} 0 &= D_1H(\varphi(w), w)D\varphi(w) + D_2H(\varphi(w), w) \quad \text{and thus} \\ D\varphi(w) &= -[D_1H(\varphi(w), w)]^{-1}D_2H(\varphi(w), w). \end{aligned} \quad (2.40)$$

Inserting this into

$$\begin{aligned} Df(w) &= D_2F(\varphi(w), w) + D_1F(\varphi(w), w)D\varphi(w) \\ &= D_2F(\varphi(w), w) - \underbrace{D_1F(\varphi(w), w)[D_1H(\varphi(w), w)]^{-1}}_{=: \lambda^T} D_2H(\varphi(w), w) \end{aligned}$$

proves the claim. \square

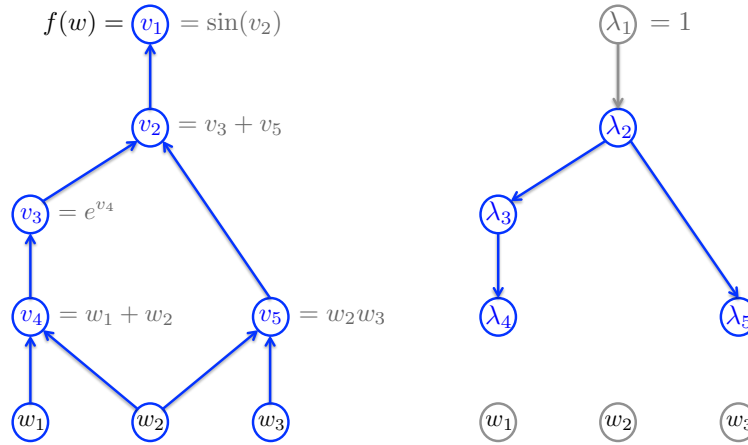


Figure 2.11: Left: A computational graph for the example function $f(w) = \sin[e^{w_1+w_2} + w_2 w_3]$. The v_i 's are intermediate/output variables and the arrows indicate the dependencies among the variables. Right: Since every v_i is constrained by its relation to the ‘incoming’ variables, there is a *Lagrange multiplier* λ_i associated to each of them. The graph displays the dependencies among the λ_i 's and is a reversed version of the initial computational graph (without input variables).

Eq.(2.38) relates the derivative (i.e., the gradient, which is the vector representation of the derivative) of the function f to the one of the Lagrange functional \mathcal{L} and Eq.(2.39) provides an implicit specification of the corresponding Lagrange multipliers. The latter will now be made explicit for functions with a particular computational structure.

Assume $f \in C^1(\mathbb{R}^N)$ is given in a way so that we can break down its computation into elementary steps that are assembled according to a *computational graph*. This graph is supposed to

- (i) have vertices assigned to input and output variables as well as to intermediate variables that correspond to elementary computational steps,
- (ii) be acyclic directed,
- (iii) have directed edges that specify the dependencies among variables. That is, there is an edge $i \rightarrow j$ iff the variable assigned to vertex i enters directly the computation of the variable at vertex j .

Note that different computational graphs can be associated to one function and that there might also be different reasonable meanings of ‘elementary computational step’.

Example 2.1 (Computational graph). A computational graph for the function $f(w_1, w_2, w_3) := \sin[e^{w_1+w_2} + w_2 w_3]$ is shown in Fig.2.11.

Consider a computational graph for $f \in C^1(\mathbb{R}^N)$ with $K + N$ vertices and associated variables $z := (v, w) \in \mathbb{R}^K \times \mathbb{R}^N$ enumerated such that z_i only depends on z_j with $j > i$. More specifically, for vertex $i \in V := \{1, \dots, K + N\}$ we separate the adjacent vertices into

$$\begin{aligned}\alpha(i) &:= \{j \in V \mid i \leftarrow j\} && \text{incoming edges at } i, \\ \beta(i) &:= \{j \in V \mid i \rightarrow j\} && \text{outgoing edge at } i.\end{aligned}$$

Then $j \in \alpha(i)$ only if $j > i$. To any $i \leq K$ we assign a function $f_i \in C^1(\mathbb{R}^K \times \mathbb{R}^N)$ that depends only on z_j if $j \in \alpha(i)$ and governs the relation $z_i = f_i(z)$. In the example in Fig.2.11 the f_i 's are written in gray right of the v_i 's. Setting $F(z) := z_1$ and $H(z) := (f_i(z) - z_i)_{i=1}^K$ we see that

$$f(w) = F(v, w) \quad \text{subject to} \quad H(v, w) = 0. \quad (2.41)$$

For computing the derivative of f this form is now amenable to Prop.2.13, which leads to:

Theorem 2.16: Algorithmic differentiation

Consider a function $f \in C^1(\mathbb{R}^N)$ with an associated computational graph as described above. The j 'th component of the gradient of f at w is given by

$$\partial_j f(w) = \sum_{i=1}^K \lambda_i \partial_{j+K} f_i(z), \quad (2.42)$$

where z is determined by a *forward-pass* of w through the computational graph and λ can be determined recursively through a *backward-pass* via

$$\lambda_j = \sum_{i \in \beta(j)} \lambda_i \partial_j f_i(z), \quad \text{with } \lambda_1 = 1. \quad (2.43)$$

Proof. In order to be able to apply Prop.2.13, we need to check that $D_1 H(v, w)$ is invertible. To this end, the chosen convention for the order of the variables turns out to be useful since for $i, j = 1, \dots, K$ we have that $\partial_j H_i(z)$ equals -1 if $i = j$ and it is 0 if $i > j$. Hence, $D_1 H(v, w)$ is represented by a triangular matrix with non-zero diagonals. It is thus invertible and Prop.2.13 can be applied.

$F(v, w) = v_1$ implies that $D_2 F(v, w) = 0$ so that Eq.(2.38) becomes

$$Df(w) = \lambda^T D_2 H(v, w),$$

which is Eq.(2.42). In this context, the implicit equation Eq.(2.39) for the Lagrange multipliers reads

$$0 = \partial_j z_1 + \sum_{i=1}^K \lambda_i \partial_j (f_i(z) - z_i).$$

Exploiting that $\partial_j z_i = \delta_{j,i}$ and that $\partial_j f_i(z) \neq 0$ only if $i \in \beta(j)$ then gives Eq.(2.43). \square

Let us now analyze Thm.2.16 w.r.t. the computational effort that is required for computing the gradient $\nabla f(w)$. We will do this in a rather vague manner by only considering the scaling w.r.t. N . There are two major computational parts: the forward-pass, in which the components of z are computed and stored, and the backward-pass, which yields the components of λ . Both follow essentially the same graph, albeit in different directions.

For the analysis we make three assumptions: (i) we regard the computation of the partial derivatives of the f_i 's as elementary steps, on the same level as the evaluation of the f_i 's, (ii) we assume that the maximal degree of the computational graph is a constant that does not increase with N and (iii) the number of intermediate variables should be $\mathcal{O}(N)$. Under these assumptions both forward and backward pass require $\mathcal{O}(N)$ elementary steps and so does the computation of the gradient.

An interesting consequence of this observation is the following. If $g \in \mathcal{C}^2(\mathbb{R}^N)$ has a computational graph of size $\mathcal{O}(N)$, then for any $w' \in \mathbb{R}^N$ the function $f(w) := \langle w', \nabla g(w) \rangle$ has a computational graph of size $\mathcal{O}(N)$ as well. Applying the above reasoning again to f , we see that $\nabla f(w)$ with components

$$\partial_j f(w) = \sum_{i=1}^N w'_i \partial_i \partial_j g(w) \quad (2.44)$$

can be computed in $\mathcal{O}(N)$ steps. Eq.(2.44), however, is nothing but the product of the Hessian of g at w with an arbitrary vector w' . Clearly, this argument can iteratively be applied to higher derivatives as long as we only consider products with fixed vectors. Needless to say, the full Hessian for instance already requires N^2 elements to be specified.

2.9 Gradient descent and descendants

This section is a first excursion into optimization theory. Motivated by but not restricted to the training of neural networks, we will have a look at iterative optimization methods that can be regarded as descendants of the *gradient descent* method. The common strategy of these methods for minimization of a function $f : \mathbb{R}^d \rightarrow \mathbb{R}$ is as follows. Start at a randomly/cleverly chosen point $x_0 \in \mathbb{R}^d$ and then step-by-step move along a path given by $x_{t+1} = x_t + \Delta_t$ that is iteratively constructed and ideally 'descending' regarding the value of the function. Here, the increment Δ_t depends on (stochastic approximations of) local properties of the function at x_t and, in some cases, on the history of the path up to that point. The central 'local property' is the gradient of the function at x_t . Using higher order derivatives is in principle beneficial, but the computational costs per step often exceed the feasibility limit if the problem at hand is very high-dimensional (especially, if $d \gg 10^5$)⁶.

Gradient descent and its descendants are ideally suited for the realm of high dimensions. The main reason for this is that its *oracle complexity* is essentially

⁶Neural networks are trained with currently up to $d \sim 10^{11}$ parameters.

dimension-free. That is, the number of times the gradient (or function value) has to be computed before convergence is achieved up to some accuracy ϵ , is essentially independent of the dimension. In fact, all bounds that are derived in this section are independent of d . They do involve constants characterizing continuity or convexity properties of the function and, of course, those may implicitly depend on the dimension. Also the cost of each evaluation of the function or of its gradient depends on d . In contrast to other methods (such as interior point or ellipsoid methods, which when applicable would have much faster convergence) gradient descent techniques, however, do not add additional dimension factors.

Steepest descent Before going into details, let us consider different choices for the increment Δ_t from a more distant perspective. Assuming differentiability, we can approximate the function in a neighborhood around a point x as

$$f(x - \Delta) \simeq f(x) + \langle \Delta, \nabla f(x) \rangle.$$

Aiming at a descending path, a reasonable choice for the increment Δ is thus one that minimizes the inner product with the gradient. This will determine the direction of *steepest descent*. Bounding the step size by $\alpha > 0$, which is ideally chosen so that the linear approximation is still reasonably good, this means

$$\Delta = \operatorname{argmin}\{\langle \Delta, \nabla f(x) \rangle \mid \|\Delta\| \leq \alpha\}. \quad (2.45)$$

At this point, we have to choose the norm (or even a more general normalizing functional) that constrains Δ . Suppose we choose $\|x\| := \langle x, Px \rangle^{1/2}$ for some positive definite matrix P . Then

$$\Delta = -\frac{\alpha P^{-1} \nabla f(x)}{\|P^{-1} \nabla f(x)\|} \quad (2.46)$$

solves the minimization problem. If $P = \mathbb{1}$, which means that $\|\cdot\| = \|\cdot\|_2$ is the Euclidean norm, then Δ equals the step size times the negative gradient. This is the choice made in the gradient descent method. However, the Euclidean norm may not be the most natural or most relevant choice. For instance, if we regard the constraint due to α as a guarantee for the quality of the linear approximation, then the norm where P equals the *Hessian* of f at x seems to be more appropriate. In fact, this is the choice made in *Newton's method*. Other choices can be well-motivated as well. Having in mind generalization, regularization or sparsity, one may for instance want to have preferred directions, which are then reflected in the chosen normalizing functional. We will, however, now close this door again and have a closer look at the relatives of gradient descent, where the Euclidean norm lies beneath the update rule $x_{t+1} = x_t - \alpha \nabla f(x_t)$.

Gradient descent For gradient descent to become a meaningful algorithm, the gradient should not be too wild. One way to formalize this is to demand

the gradient to be Lipschitz continuous. The following Lemma summarizes two central implications of this assumption.

Lemma 2.14. *Let $x, y \in \mathbb{R}^d$ and $f \in C^1(\mathbb{R}^d)$ be such that ∇f is L -Lipschitz. Then the following holds with the norm induced by the inner product:*

1. $|f(x) - f(y) - \langle \nabla f(x), x - y \rangle| \leq \frac{L}{2} \|x - y\|^2$.
2. If f is convex: $f(x) - f(y) - \langle \nabla f(x), x - y \rangle \leq -\frac{1}{2L} \|\nabla f(y) - \nabla f(x)\|^2$.

Note: The first inequality shows how the function can be bounded by a quadratic function. The second inequality can be regarded as a strengthening of the convexity condition. In fact, if we set the r.h.s. of the second inequality to zero ($L = \infty$), then validity of the inequality for all x, y is equivalent to convexity of f . Geometrically, this is the tangent plane lying below the graph.

Proof. 1. By the fundamental theorem of calculus, we can write $f(x) - f(y) = \int_0^1 \langle \nabla f(y + t(x - y)), x - y \rangle dt$. With the help of Cauchy-Schwarz and the Lipschitz-property of the gradient, this leads to

$$\begin{aligned} |f(x) - f(y) - \langle \nabla f(x), x - y \rangle| &\leq \int_0^1 \left| \langle \nabla f(y + t(x - y)) - \nabla f(x), x - y \rangle \right| dt \\ &\leq \int_0^1 \|\nabla f(y + t(x - y)) - \nabla f(x)\| \|x - y\| dt \\ &\leq \int_0^1 tL \|x - y\|^2 dt = \frac{L}{2} \|x - y\|^2. \end{aligned}$$

2. To prove the second inequality, we introduce the auxiliary variable $z := y + (\nabla f(x) - \nabla f(y))/L$. Then

$$\begin{aligned} f(x) - f(y) &= f(x) - f(z) + f(z) - f(y) \\ &\leq \langle \nabla f(x), x - z \rangle + \langle \nabla f(y), z - y \rangle + \frac{L}{2} \|z - y\|^2 \\ &= \langle \nabla f(x), x - y \rangle - \frac{1}{2L} \|\nabla f(x) - \nabla f(y)\|^2, \end{aligned} \quad (2.47)$$

where the step to the second line used convexity of f for the first two terms and exploited the just proven inequality 1. to bound $f(z) - f(y)$. \square

If we insert $x = x_t$ and $y = x_{t+1} = x_t - \alpha \nabla f(x_t)$ into inequality 1. of Lemma 2.14, we obtain, after collecting terms

$$f(x_t) - f(x_{t+1}) \geq \alpha \left(1 - \frac{\alpha L}{2}\right) \|\nabla f(x_t)\|^2. \quad (2.48)$$

Assuming that the gradient is not vanishing, the r.h.s. of Eq.(2.48) is positive, which means that gradient descent is indeed descending, if $\alpha \in (0, 2/L)$. Furthermore, it is maximal when $\alpha = 1/L$. If the update rule would be

$x_{t+1} = x_t - P\nabla f(x_t)$ for some positive matrix P , then the operator norm $\|P\|_\infty$ would play the role of α and $\|P\|_\infty \in (0, 2/L)$ would imply monotonicity. We will, however, not pursue this direction further and stick to the standard update. The following theorem collects the implications of Eq.(2.48). It shows, in particular, that under reasonable assumptions gradient descent converges to a stationary point.

Theorem 2.17: Gradient descent - convergence to stationarity

Let $f \in C^1(\mathbb{R}^d)$ have L -Lipschitz gradient and consider the sequence $x_{t+1} = x_t - \alpha\nabla f(x_t)$ for some $\alpha \in (0, 2/L)$ and $x_0 \in \mathbb{R}^d$. Then

1. $f(x_{t+1}) < f(x_t)$ unless $\nabla f(x_t) = 0$.
2. If f is bounded from below, then $\nabla f(x_t) \rightarrow 0$ for $t \rightarrow \infty$.
3. If f attains a minimum at x^* and we choose $\alpha = 1/L$, then for all $T \in \mathbb{N}$:

$$\min_{t < T} \|\nabla f(x_t)\|^2 \leq \frac{2L(f(x_0) - f(x^*))}{T}. \quad (2.49)$$

Proof. 1. follows immediately from Eq.(2.48). In order to arrive at 2. and 3. we take the sum $\sum_{t=0}^{T-1}$ over Eq.(2.48). Then

$$\begin{aligned} f(x_0) - f(x_T) &\geq \alpha \left(1 - \frac{\alpha L}{2}\right) \sum_{t=0}^{T-1} \|\nabla f(x_t)\|^2 \\ &\geq \alpha \left(1 - \frac{\alpha L}{2}\right) T \min_{t < T} \|\nabla f(x_t)\|^2. \end{aligned}$$

By assumption, the l.h.s. in the first line is uniformly bounded for all T . So we can take the limit $T \rightarrow \infty$ and observe that the r.h.s. can only remain bounded if $\nabla f(x_t) \rightarrow 0$. 3. follows from $f(x_T) \geq f(x^*)$ when inserting $\alpha = 1/L$. \square

In order to obtain results that are stronger than mere (and rather slow) convergence towards a stationary point, we need stronger assumptions. An often made assumption is strong convexity (see Def.1.31). An alternative and slightly more general condition is the *Polyak-Lojasiewicz inequality* for some $\mu > 0$:

$$\forall x \in \mathbb{R}^d : \quad \frac{1}{2} \|\nabla f(x)\|^2 \geq \mu(f(x) - f(x^*)), \quad (2.50)$$

where $f : \mathbb{R}^d \rightarrow \mathbb{R}$ is supposed to attain a global minimum at x^* . Note that the validity of this inequality for $\mu > 0$ implies that every stationary point is a global minimum. The condition is independent of convexity⁷, but it is implied by μ -strong convexity:

⁷For instance, $x \mapsto x^2 + 3(\sin x)^2$ is not convex but satisfies Eq.(2.50) with $\mu = 1/32$ and, on the other side, $x \mapsto |x|$ is convex but does not satisfy Eq.(2.50) for any $\mu > 0$.

Lemma 2.15 (Polyak-Łojasiewicz from strong convexity). *If there is a $\mu > 0$ for which $f : \mathbb{R}^d \rightarrow \mathbb{R}$ is μ -strongly convex, then Eq.(2.50) holds for every subgradient.*

Note: recall that $v \in \mathbb{R}^d$ is a *subgradient* of f at x iff

$$\forall y \in \mathbb{R}^d : f(y) \geq f(x) + \langle v, y - x \rangle. \quad (2.51)$$

If f is convex and continuous, then at every point x the set of subgradients is non-empty. If it is in addition differentiable at x , then the subgradient at x is unique and given by the gradient $\nabla f(x)$. Where convenient, we will use the notation $\nabla f(x)$ also for subgradients in the non-differentiable case.

Proof. By definition f is μ -strongly convex iff the map $x \mapsto f(x) - \mu\|x\|^2/2$ is convex. Applied to this map, Eq.(2.51) reads

$$f(y) \geq f(x) + \frac{\mu}{2}\|x - y\|^2 + \langle \nabla f(x), y - x \rangle. \quad (2.52)$$

Minimizing both sides w.r.t. y then gives $f(x^*) \geq f(x) - \|\nabla f(x)\|^2/(2\mu)$, which is the Polyak-Łojasiewicz inequality. \square

Theorem 2.18: Gradient descent - exponential convergence

Let $f \in C^1(\mathbb{R}^d)$ satisfy the Polyak-Łojasiewicz inequality in Eq.(2.50) for some $\mu > 0$, have L -Lipschitz gradient and a global minimum attained at x^* . For $\alpha \in [0, 2/L]$ and $x_0 \in \mathbb{R}^d$ the sequence $x_{t+1} := x_t - \alpha \nabla f(x_t)$ satisfies for all $T \in \mathbb{N}$:

$$\begin{aligned} f(x_T) - f(x^*) &\leq \left(1 + \alpha\mu(\alpha L - 2)\right)^T (f(x_0) - f(x^*)) \\ &= \left(1 - \frac{\mu}{L}\right)^T (f(x_0) - f(x^*)), \quad \text{for } \alpha = 1/L. \end{aligned} \quad (2.53)$$

Note: Depending on the community this type of convergence is called *linear*, *exponential* or *geometric convergence*.

Proof. We begin with applying inequality 1. from Lemma 2.14 and inserting the update rule. Then

$$\begin{aligned} f(x_{t+1}) &\leq f(x_t) + \langle \nabla f(x_t), x_{t+1} - x_t \rangle + \frac{L}{2}\|x_{t+1} - x_t\|^2 \\ &= f(x_t) - \alpha(1 - \alpha L/2) \|\nabla f(x_t)\|^2 \\ &\leq f(x_t) + \alpha\mu(\alpha L - 2)(f(x_t) - f(x^*)), \end{aligned} \quad (2.54)$$

where the last step used the Polyak-Łojasiewicz condition. Subtracting $f(x^*)$ from both sides of the inequality and applying it recursively then leads to the claimed result. \square

Note that the speed of convergence in this bound is governed by L/μ . If $f \in C^2$, then locally L/μ corresponds to the condition number of the Hessian. So, loosely speaking, the better the Hessian is conditioned, the faster the convergence. Note that also Newton's method appears well-motivated in this light, since it aims at minimizing the condition number of the Hessian by locally transforming it to the identity matrix. In fact, in this way, Newton's method achieves super-exponential convergence.

Stochastic gradient descent We will now consider variants of the *stochastic gradient descent* method, where the gradient is replaced by a stochastic approximation. This is no longer a strict 'descent', since the direction of the increment now becomes a random variable, which is only proportional to the gradient on average.

Theorem 2.19: Stochastic gradient descent - fixed step size

Let $f \in C^1(\mathbb{R}^d)$ satisfy the Polyak-Łojasiewicz inequality in Eq.(2.50) for some $\mu > 0$, have L -Lipschitz gradient and a global minimum attained at x^* . For any $T \in \mathbb{N}$, $x \in \mathbb{R}^d$ let $g_1(x), \dots, g_T(x)$ be i.i.d. random variables with values in \mathbb{R}^d such that $\mathbb{E}[g_t(x)] = \nabla f(x)$. With $x_0 \in \mathbb{R}^d$ consider the sequence $x_{t+1} := x_t - \alpha g_t(x_t)$.

1. If $\forall x, t : \mathbb{E}[\|g_t(x)\|^2] \leq \gamma^2$ and $\alpha \in [0, 1/(2\mu)]$, then

$$\mathbb{E}[f(x_T)] - f(x^*) \leq (1 - 2\mu\alpha)^T (f(x_0) - f(x^*)) + \frac{L\alpha^2\gamma^2}{4\mu}. \quad (2.55)$$

2. If $\forall x, t : \mathbb{E}[\|g_t(x)\|^2] \leq \beta^2 \|\nabla f(x)\|^2$ and $\alpha = 1/(L\beta^2)$, then

$$\mathbb{E}[f(x_T)] - f(x^*) \leq \left(1 - \frac{\mu}{L\beta^2}\right)^T (f(x_0) - f(x^*)). \quad (2.56)$$

Proof. We begin as in the proof of Thm.2.18 and insert the update rule into inequality 1. from Lemma 2.14. In this way, we obtain

$$f(x_{t+1}) \leq f(x_t) - \alpha \langle \nabla f(x_t), g_t(x_t) \rangle + \alpha^2 L \|g_t(x_t)\|^2 / 2.$$

Next, we take the expectation value w.r.t. g_t conditioned on fixed g_1, \dots, g_{t-1} :

$$\mathbb{E}_{g_t}[f(x_{t+1})] \leq f(x_t) - \alpha \|\nabla f(x_t)\|^2 + \alpha^2 L \mathbb{E}_{g_t}[\|g_t(x_t)\|^2] / 2. \quad (2.57)$$

In order to prove Eq.(2.55) we proceed with bounding the last term in Eq.(2.57) in terms of γ^2 and the second term using the Polyak-Łojasiewicz inequality. Subtracting $f(x^*)$ from both sides of the inequality and taking the expectation value also w.r.t. g_1, \dots, g_{t-1} then leads to

$$\mathbb{E}[f(x_{t+1}) - f(x^*)] \leq \mathbb{E}[f(x_t) - f(x^*)] (1 - 2\mu\alpha) + \alpha^2 L \gamma^2 / 2.$$

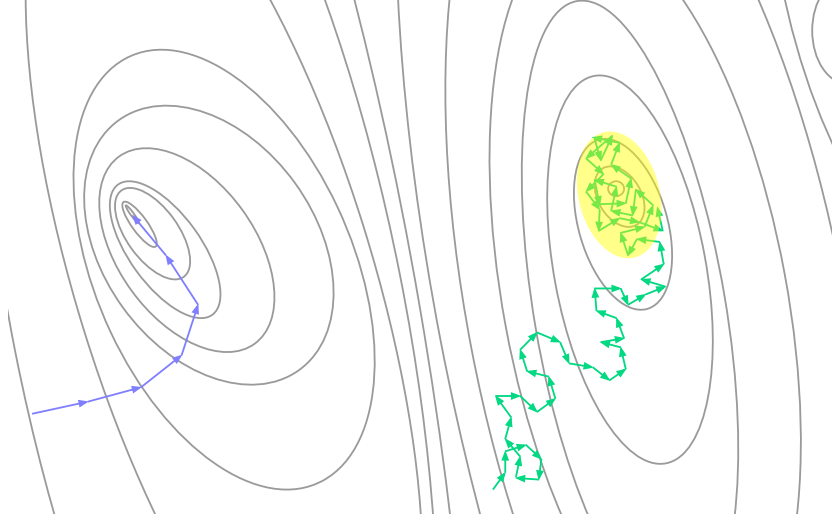


Figure 2.12: Whereas gradient descent (left) with step size $1/L$ always converges to a stationary point (see Thm.2.17), stochastic gradient descent (right) with constant step size can only be expected to converge towards a region, depicted by the yellow ellipsoid, around a critical point (see Eq.(2.55)).

Now we can apply the resulting inequality recursively, so that with $T = t + 1$:

$$\mathbb{E}[f(x_T) - f(x^*)] \leq (f(x_0) - f(x^*)) (1 - 2\mu\alpha)^T + \frac{\alpha^2 L \gamma^2}{2} \sum_{k=0}^{T-1} (1 - 2\mu)^k,$$

which, after upper bounding the sum by the geometric series, becomes Eq.(2.55).

To obtain Eq.(2.56) we proceed similarly from Eq.(2.57), but now bound the last term in terms of $\beta^2 \|\nabla f(x_t)\|^2$ and then apply the Polyak-Łojasiewicz inequality. Again, we subtract $f(x^*)$ from both sides of the resulting inequality and take the expectation value w.r.t. the remaining random variables. This leads to

$$\mathbb{E}[f(x_{t+1}) - f(x^*)] \leq \mathbb{E}[f(x_t) - f(x^*)] (1 - \mu\alpha(2 - L\alpha\beta^2)),$$

which can be iterated and then leads to Eq.(2.56) after inserting $\alpha = 1/(L\beta^2)$. \square

Eq.(2.55) exhibits a central aspect of stochastic gradient descent: a fragile relation between the speed of convergence on large scales and the prevention of convergence by stochastic noise. On the one hand, the first term on the r.h.s. in Eq.(2.55) motivates a large steps size that guarantees fast convergence. The second term, on the other hand, shows that beyond a certain value, which grows with the step size, there is no convergence anymore. This is where stochastic noise dominates (cf. Fig.2.12). In the second statement of the theorem,

Eq.(2.56), by assumption, the stochastic noise gets suppressed more and more when coming closer to the minimum. This implies that all stochastic gradients have to vanish simultaneously at the minimum. As this is an extremely strong (and typically unjustified) assumption, we will not pursue it further after having mentioning that the two cases can easily be combined into one assuming that $\forall x, t : \mathbb{E}[\|g_t(x)\|^2] \leq \beta^2 \|\nabla f(x)\|^2 + \gamma^2$.

Eq.(2.55) is consistent with a heuristic strategy that is often used in practice: use constant step size for a long time (until stochastic noise prevents progress), then halve the step size and iterate this procedure.

The next theorem shows that appropriately decreasing the step size can indeed guarantee convergence when the function is convex. For this, neither differentiability nor the Polyak-Łojasiewicz condition are necessary. The statement is proven under the additional constraint, that the path remains inside a given compact convex set.

Theorem 2.20: Stochastic subgradient descent

Let $P_C : \mathbb{R}^d \rightarrow C$ be the projection onto a compact convex set $C \subset \mathbb{R}^d$ with diameter δ (i.e., $x, y \in C \Rightarrow \|x - y\|_2 \leq \delta$) and let $f : C \rightarrow \mathbb{R}$ be convex with global minimum at $x^* \in C$. For any $T \in \mathbb{N}$ and $x \in \mathbb{R}^d$ let $g_1(x), \dots, g_T(x)$ be i.i.d. random variables so that $\mathbb{E}[g_t(x)]$ is any subgradient $\nabla f(x)$ of f at x and $\mathbb{E}[\|g_t(x)\|^2] \leq \gamma^2$. Let $\alpha \in \mathbb{R}^T$ be s.t. $0 \leq \alpha_t \leq \alpha_{t-1}$ and consider a sequence starting at $x_0 \in \mathbb{R}^d$ and defined by $x_t := P_C(x_{t-1} - \alpha_t g_t(x_{t-1}))$. Then $\bar{x} := \frac{1}{T} \sum_{t=0}^{T-1} x_t$ satisfies

$$\begin{aligned} \mathbb{E}[f(\bar{x})] &\leq f(x^*) + \frac{1}{2T} \left(\frac{\delta^2}{\alpha_T} + \gamma^2 \sum_{t=1}^T \alpha_t \right) \quad \text{and} \\ &\leq f(x^*) + \sqrt{\frac{2}{T}} \delta \gamma \quad \text{for } \alpha_t := \frac{\delta}{\sqrt{2t\gamma}}. \end{aligned} \quad (2.58)$$

Proof. We first use that P_C , being a projection, is norm non increasing, i.e., in particular $\|x_t - x^*\|^2 \leq \|x_{t-1} - x^* - \alpha_t g_t(x_{t-1})\|^2$. Taking the expectation w.r.t. g_t we obtain for fixed g_1, \dots, g_{t-1} :

$$\begin{aligned} \mathbb{E}_{g_t}[\|x_t - x^*\|^2] &\leq \|x_{t-1} - x^*\|^2 - 2\alpha_t \langle \nabla f(x_{t-1}), x_{t-1} - x^* \rangle + \alpha_t^2 \gamma^2 \\ &\leq \|x_{t-1} - x^*\|^2 - 2\alpha_t (f(x_{t-1}) - f(x^*)) + \alpha_t^2 \gamma^2, \end{aligned}$$

where we used $\mathbb{E}[\|g_t(x)\|^2] \leq \gamma^2$ and the last inequality exploited the subgradient inequality, Eq.(2.51). Taking the expectation also w.r.t. to g_1, \dots, g_{t-1} we can rewrite the resulting inequality as

$$\mathbb{E}[f(x_{t-1})] - f(x^*) \leq \frac{\gamma^2}{2} \alpha_t + \frac{1}{2\alpha_t} \mathbb{E}[\|x_{t-1} - x^*\|^2 - \|x_t - x^*\|^2]. \quad (2.59)$$

As an intermediate step, consider the sum

$$\begin{aligned}
& \sum_{t=1}^T \frac{1}{\alpha_t} (\|x_{t-1} - x^*\|^2 - \|x_t - x^*\|^2) \\
&= \frac{1}{\alpha_1} \|x_0 - x^*\|^2 - \frac{1}{\alpha_T} \|x_T - x^*\|^2 + \sum_{t=2}^T \left(\frac{1}{\alpha_t} - \frac{1}{\alpha_{t-1}} \right) \|x_{t-1} - x^*\|^2 \\
&\leq \frac{\delta^2}{\alpha_1} + \delta^2 \sum_{t=2}^T \left(\frac{1}{\alpha_t} - \frac{1}{\alpha_{t-1}} \right) = \frac{\delta^2}{\alpha_T}, \tag{2.60}
\end{aligned}$$

where the inequality uses that the α_t 's are positive and non-increasing together with the finite diameter of the set C that contains all considered points. Using convexity of f in combination with Eq.(2.59) and Eq.(2.60) we obtain

$$\begin{aligned}
\mathbb{E}[f(\bar{x})] &\leq \frac{1}{T} \sum_{t=1}^T \mathbb{E}[f(x_{t-1})] \\
&\leq f(x^*) + \frac{1}{2T} \left(\frac{\delta^2}{\alpha_T} + \gamma^2 \sum_{t=1}^T \alpha_t \right).
\end{aligned}$$

Finally, after inserting $\alpha_t = \delta/(\sqrt{2t}\gamma)$, we can simplify the expression by using that $\sum_{t=1}^T t^{-1/2} \leq \int_0^T t^{-1/2} dt = 2\sqrt{T}$, which then leads to Eq.(2.58). \square

Theorem 2.21: Gradient descent - strongly convex case

Assume that $f \in C^1(\mathbb{R}^d)$ is μ -strongly convex, attains a minimum at x^* and is such that ∇f is L -Lipschitz. With $x_0 \in \mathbb{R}^d$ and $\alpha \in (0, 2/(L + \mu)]$ consider the sequence given by $x_{t+1} = x_t - \alpha \nabla f(x_t)$. Then for all $t \in \mathbb{N}$:

$$\|x_t - x^*\|^2 \leq \left(1 - \frac{2\alpha L\mu}{L + \mu} \right)^t \|x_0 - x^*\|^2. \tag{2.61}$$

Moreover, with $\kappa := L/\mu$ and the choice $\alpha = 2/(L + \mu)$:

$$f(x_t) - f(x^*) \leq \frac{L}{2} \left(\frac{\kappa - 1}{\kappa + 1} \right)^{2t} \|x_0 - x^*\|^2. \tag{2.62}$$

Proof. Consider the auxiliary function $g(x) := f(x) - \mu\|x\|^2/2$. g is convex and its gradient $\nabla g(x) = \nabla f(x) - \mu x$ is $(L - \mu)$ -Lipschitz. Hence, we can apply inequality 2. from Lemma 2.14. Applying this also with the roles of $x \leftrightarrow y$ interchanged and adding the two resulting inequalities leads to

$$\langle \nabla g(x) - \nabla g(y), x - y \rangle \geq \frac{1}{L - \mu} \|\nabla g(x) - \nabla g(y)\|^2,$$

which, when inserting the definition of g and after rearranging terms, becomes

$$\langle \nabla f(x) - \nabla f(y), x - y \rangle \geq \frac{1}{L + \mu} \|\nabla f(x) - \nabla f(y)\|^2 + \frac{L\mu}{L + \mu} \|x - y\|^2.$$

This is now utilized together with $\nabla f(x^*) = 0$ to bound

$$\begin{aligned} \|x_{t+1} - x^*\|^2 &= \|x_t - \alpha \nabla f(x_t) - x^*\|^2 \\ &= \|x_t - x^*\|^2 + \alpha^2 \|\nabla f(x_t)\|^2 - 2\alpha \langle \nabla f(x_t), x_t - x^* \rangle \\ &\leq \left(1 - \frac{2\alpha L\mu}{L + \mu}\right) \|x_t - x^*\|^2 + \alpha \left(\alpha - \frac{2}{L + \mu}\right) \|\nabla f(x_t)\|^2. \end{aligned}$$

As $\alpha \in (0, 2/(L + \mu)]$, the second term in the last line is negative or zero and can thus be dropped from the inequality. Iterating the resulting inequality then leads to Eq.(2.61). In order to arrive at the second statement, note first that we can use inequality 1. in Lemma 2.14 together with $\nabla f(x^*) = 0$ to conclude that

$$f(x_t) - f(x^*) \leq \frac{L}{2} \|x_t - x^*\|^2.$$

Inserting Eq.(2.61) and the choice $\alpha = 2/(L + \mu)$ then completes the proof. \square

2.10 (Un)reasonable effectiveness—optimization

We begin with two examples that show how hard problems can arise—even in the absence of a complex architecture and without a large number of non-global minima or saddle points.

NP-hardness of empirical risk minimization Consider an arbitrary graph $G = (V, E)$ whose vertices are numbered so that $V = \{1, \dots, d\}$. Assign a set $S_G \in \{\{0, 1\}^{|V|} \times \{0, 1\}\}^n$ with $n := |V| + |E| + 1$ to the graph in the following way: denoting by $e_i \in \{0, 1\}^{|V|}$ the unit vector whose i 'th component is equal to one, we set $S_G = \{(e_i, 0), (e_i + e_j, 1), (0, 1)\}_{i \in V, (i, j) \in E}$.

Recall that G is called *3-colorable* iff there exists a map $\chi : V \rightarrow \{1, 2, 3\}$ with the property that $(i, j) \in E \Rightarrow \chi(i) \neq \chi(j)$. That is, there is an assignment of 'colors' to vertices such that no pair connected by an edge has the same color.

Proposition 2.16. *Consider feedforward neural networks with d inputs, a single hidden layer with three neurons and a single output neuron. Assume all activation functions are $\sigma(z) = \mathbb{1}_{z \geq 0}$ and that the output neuron has all weights and the threshold fixed so that it acts as $x \mapsto \sigma(\sum_{i=1}^3 (x_i - 1))$. Let $\mathcal{F}_d \subseteq \{0, 1\}^{\mathbb{R}^d}$ be the function class that can be represented by such networks. Then for any graph G with d vertices there is an $f \in \mathcal{F}_d$ that correctly classifies S_G iff G is 3-colorable.*

Proof. Note first that the output neuron is set up so that it 'fires' iff all three hidden neurons do so. Assume G is 3-colorable via $\chi : V \rightarrow \{1, 2, 3\}$. Choose

the weight $w_{l,i}$ that connects the i 'th input and the l 'th hidden neuron so that $w_{l,i} = -1$ if $\chi(i) = l$ and $w_{l,i} = 1$ otherwise. The threshold values of the three hidden neurons are all set to $1/2$, which leads to an $f \in \mathcal{F}_d$ that can be characterized by

$$f(x) = 1 \Leftrightarrow \forall l \in \{1, 2, 3\} : \sum_k w_{l,k} x_k \geq -\frac{1}{2}.$$

Now we have to verify that f correctly classifies S_G . Clearly, $f(0) = 1$. It also holds that $f(e_i) = 0$ since if $\chi(i) = l$, then $w_{l,i} = -1$ so that $\sum_k w_{l,k}(e_i)_k = w_{l,i} \not\geq -1/2$. In order to verify $f(e_i + e_j) = 1$ for all $(i, j) \in E$, note that for any $l \in \{1, 2, 3\}$ we have $\chi(i) \neq l \vee \chi(j) \neq l$ since χ is a coloring. Therefore $\sum_k w_{l,k}(e_i + e_j)_k = w_{l,i} + w_{l,j}$ is non-negative for all l .

Let us now show the converse implication and assume that there is an $f \in \mathcal{F}_d$ that correctly classifies S_G . Associating a half space H_l to each of the hidden Perceptrons we can express this assumption as $f^{-1}(\{1\}) = H_1 \cap H_2 \cap H_3 =: H$ where $0 \in H$, $\forall (i, j) \in E : e_i + e_j \in H$ and $\forall i \in V : e_i \notin H$. We define $\chi(i) := \min\{l | e_i \notin H_l\}$ and claim that this is a 3-coloring. First note that due to convexity of H and the fact that H contains the origin, we have $(e_i + e_j)/2 \in H$ for every edge $(i, j) \in E$. Suppose, aiming at a contradiction, that there would be an edge for which $\chi(i) = \chi(j) = l$. Then since $e_i, e_j \notin H_l$ this would, again by convexity, imply that $(e_i + e_j)/2 \notin H_l$ – a contradiction. \square

Via reduction from 3-SAT, the 3-coloring problem is known to be NP-complete. Hence, the above Proposition shows that (NP-)hard problems can already be found in instances of empirical risk minimization for neural networks with very simple architecture. However, admittedly, the example is of combinatorial nature and uses an activation function that has been practically abandoned—essentially for this reason. So let us consider a ‘smoother’ problem ...

NP-hardness of classifying stationary points An instructive example for understanding, when and which problems can be hard, is given by homogeneous quartic polynomials. For a symmetric matrix $Q \in \mathbb{Z}^{d \times d}$, define $f : \mathbb{R}^d \rightarrow \mathbb{R}$ as

$$f(x) := \sum_{i,j=1}^d Q_{i,j} x_i^2 x_j^2. \quad (2.63)$$

At $x = 0$ both the gradient and the Hessian of f are zero. Hence, $x = 0$ is a stationary point, but the Hessian does not provide any information about whether it is a minimum, maximum or merely a saddle point. We do know, however, that there is a global minimum at $x = 0$ if there is a local minimum: suppose it not global, i.e., there is an x with $f(x) < 0$, then $\mathbb{R} \ni \lambda \mapsto f(\lambda x) = \lambda^4 f(x)$ shows that it cannot be a local minimum, either. Moreover, it shows that f is unbounded from below iff 0 is not a local minimum. Consequently, the two following problems are equivalent:

P1 Does f have a saddle point at 0 that is not a local minimum?

P2 Is f unbounded from below?

A negative answer to both these questions is a property of the matrix Q that is called *copositivity*. That is, Q is copositive by definition if $\langle z, Qz \rangle \geq 0$ for all entrywise non-negative z . By relating the problem to one (e.g. the subset-sum problem) that is known to be NP complete, one can prove that showing that Q is not copositive is NP complete as well [?]. Hence, despite the apparent simplicity of f , both P1 and P2 are NP-complete problems. Note that the hardness in this case does not come from a large number of non-global minima or saddle points. It is simply the growing dimension that makes the problem hard.

Saddle points

Lemma 2.17 (Center-stable manifold theorem [?, ?]). *Let $g : \mathbb{R}^d \rightarrow \mathbb{R}^d$ be a local C^1 -diffeomorphism with fixed point $z = g(z)$. Let the Jacobian $Dg(z)$ have k eigenvalues (counting algebraic multiplicities) of modulus less than or equal to one. Then there is a k -dimensional manifold $W_z \subseteq \mathbb{R}^d$ and an open ball B_z around z s.t. $g(W_z) \cap B_z \subseteq W_z$ and if $g^t(x) \in B_z$ holds for all $t \in \mathbb{N}_0$, then $x \in W_z$.*

W_z is called *center-stable manifold*.

Lemma 2.18 (Gradient descent update is a diffeomorphism). *Let $f \in C^2(\mathbb{R}^d)$ be such that ∇f is L -Lipschitz w.r.t. the Euclidean norm. If $\alpha \in (0, 1/L)$, then $g(x) := x - \alpha \nabla f(x)$ defines a C^1 -diffeomorphism on \mathbb{R}^d .*

Proof. We first prove injectivity. Suppose $g(x) = g(y)$, which is equivalent to $(x - y)/\alpha = \nabla f(x) - \nabla f(y)$. Taking norms and using the Lipschitz property of the gradient, this implies $\|x - y\|/\alpha \leq L\|x - y\|$. Since $1/\alpha > L$ this can only hold if $x = y$. So g is injective.

It remains to show that g , which is C^1 by construction, is a local C^1 -diffeomorphism. To this end, note first that ∇f being L -Lipschitz is equivalent to $\forall x : \nabla^2 f(x) \leq L\mathbb{1}$, i.e., the eigenvalues of the Hessian being not larger than L . This implies that the Jacobian of g , which is $Dg(x) = \mathbb{1} - \alpha \nabla^2 f(x)$ is invertible. By the inverse function theorem, g is thus a local C^1 -diffeomorphism. \square

Theorem 2.22: Almost no convergence to strict saddle points

Let $f \in C^2(\mathbb{R}^d)$ be such that ∇f is L -Lipschitz w.r.t. the Euclidean norm and define $g(x) := x - \alpha \nabla f(x)$ for some $\alpha \in (0, 1/L)$. Let $\mathcal{S} \subseteq \mathbb{R}^d$ be the set of stationary points of f for which the Hessian has at least one negative eigenvalue. Then $\mathcal{S}_\infty := \{x \in \mathbb{R}^d \mid \exists z \in \mathcal{S} : \lim_{t \rightarrow \infty} g^t(x) = z\}$ has Lebesgue measure zero.

Proof. First note that if $z \in \mathcal{S}$ is such a stationary point, then the Jacobian $Dg(z)$ has strictly less than d eigenvalues of modulus at most one. Consequently, the manifold W_z that corresponds to z in the center-stable manifold theorem (Lemma 2.17) has reduced dimension. Define $B := \bigcup_{z \in \mathcal{S}} B_z$ with the balls from Lemma 2.17. By the Lindelöf covering theorem, there is a countable subcover. That is, there exist $z_i \in \mathcal{S}$ so that $\mathcal{S} \subseteq B = \bigcup_{i \in \mathbb{N}} B_{z_i}$. If $g^t(x)$ converges to $z \in \mathcal{S}$, then $z \in B_{z_i}$ for some $z_i \in \mathcal{S}$ and there is a $\tau \in \mathbb{N}$ so that for all $t \geq \tau$ we have that $g^t(x) \in B_{z_i}$. Therefore, by Lemma 2.17, $g^\tau(x) \in W_{z_i}$, which means that $x \in g^{-\tau}(W_{z_i})$. Arguing like this for all $x \in \mathcal{S}_\infty$ we obtain $\mathcal{S}_\infty \subseteq \bigcup_{i \in \mathbb{N}} \bigcup_{\tau \in \mathbb{N}} g^{-\tau}(W_{z_i})$. This is a countable union of sets of measure zero (as the differentiable map $g^{-\tau}$ maps nullsets to nullsets), so it has measure zero as well. \square

Non-global minima ... to be written ...

Chapter 3

Kernel methods

3.1 Linear maximal margin separators

Separable case. Consider a real Hilbert space \mathcal{H} and a training data set $S = ((x_i, y_i)_{i=1}^n) \in (\mathcal{H} \times \{-1, 1\})^n$. Suppose the two subsets of points corresponding to the labels ± 1 can be separated by a hyperplane H . That is, there are $w \in \mathcal{H}$ and $b \in \mathbb{R}$ that characterize the hyperplane via $H = \{x \in \mathcal{H} \mid \langle w, x \rangle + b = 0\}$ so that $\forall i : \text{sgn}(\langle w, x_i \rangle + b) = y_i$. If there is no point exactly on the hyperplane this is equivalent to

$$y_i(\langle w, x_i \rangle + b) > 0 \quad \forall i. \quad (3.1)$$

The separating hyperplane is not unique and the question arises, which separating hyperplane to choose. The standard approach in the *support vector machine* (SVM) framework is to choose the one that maximizes the distance to the closest points on both sides. In order to formalize this, we need the following Lemma.

Lemma 3.1 (Distance to a hyperplane). *Let \mathcal{H} be a Hilbert space and $H := \{z \in \mathcal{H} \mid \langle z, w \rangle + b = 0\}$ a hyperplane defined by $w \in \mathcal{H}$ and $b \in \mathbb{R}$. The distance of a point $x \in \mathcal{H}$ to H is given by*

$$d(x, H) := \inf_{z \in H} \|x - z\| = \frac{|\langle x, w \rangle + b|}{\|w\|}. \quad (3.2)$$

Proof. Let us first determine the distance of an arbitrary hyperplane to the origin: since $\inf_{z \in H} \|z\|$ is attained for $z = -bw/\|w\|^2$ we get that $d(0, H) = |b|/\|w\|$. Using that translations are isometries, we can rewrite $d(x, H) = d(0, H - x)$ and apply the previous observation to the hyperplane $H - x = \{z \mid \langle z, w \rangle + b' = 0\}$ with $b' := \langle x, w \rangle + b$. \square

Using Lemma 3.1 and Eq.(3.1) we can write the distance between a separating hyperplane and the closest point in S as

$$\rho := \min_i d(x_i, H) = \frac{\min_i y_i(\langle w, x_i \rangle + b)}{\|w\|}. \quad (3.3)$$

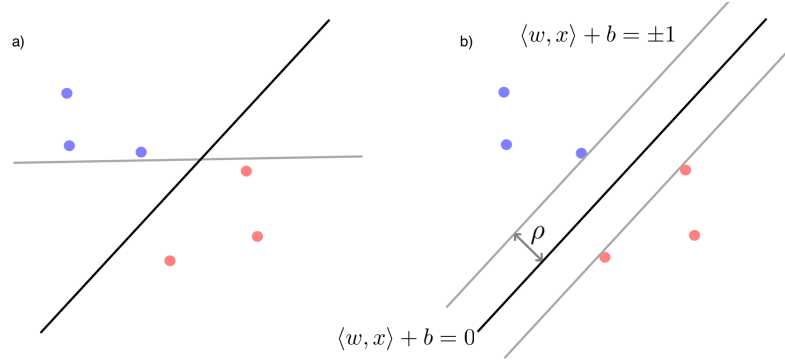


Figure 3.1: a) Red and blue points are separated by both hyperplanes. b) The black hyperplane is the one that maximizes the *margin* ρ . If the two margin hyperplanes are characterized by $\langle w, x \rangle + b = \pm 1$, then $\rho = 1/\|w\|$.

ρ is called the *margin* of the hyperplane w.r.t. S and the aim is now to determine the hyperplane that maximizes the margin. To this end, note that there is a scalar freedom in the characterization of the hyperplane: if we multiply both w and b by a positive scalar, then the hyperplane is still the same and also the margin does not change. We can now use this freedom to fix either the denominator in Eq.(3.3) or the numerator and in this way obtain two different albeit equivalent constrained optimization problems. Constraining the denominator for instance leads to

$$\max_{(b,w)} \rho = \max_{(b,w): \|w\| \leq 1} \min_i y_i (\langle w, x_i \rangle + b).$$

Assuming that the sets of points that correspond to the two labels are not empty, a maximum is attained since the closed unit ball in a Hilbert space is weakly compact. So writing max instead of sup is indeed justified.

Alternatively, in order to obtain the hyperplane that maximizes the margin, we may use the mentioned scalar freedom to impose a constraint on the numerator in Eq.(3.3) and minimize the denominator $\|w\|$ or, for later convenience, $\|w\|^2/2$, which leads to the same minimizer. That is, the maximal margin hyperplane is the one that achieves the minimum in

$$\min_{(b,w)} \frac{1}{2} \|w\|^2 \quad \text{s.t.} \quad \forall i : y_i (\langle w, x_i \rangle + b) \geq 1. \quad (3.4)$$

This is an optimization problem with strictly convex target function and affine inequality constraints. Due to strict convexity the minimum is unique. We further apply a standard tool from convex optimization:

Proposition 3.2 (Convex KKT). *Let \mathcal{H} be a real Hilbert space, $\{f_i : \mathcal{H} \rightarrow \mathbb{R}\}_{i=0}^n$ a set of continuously differentiable convex functions and assume that there is a $z \in \mathcal{H}$ for which $f_i(z) < 0$ holds for all $i = 1, \dots, n$. Then for every \tilde{z} that satisfies $f_i(\tilde{z}) \leq 0$ for all $i = 1, \dots, n$ the following are equivalent:*

1. $f_0(\tilde{z}) = \min_{z \in \mathcal{H}} \{f_0(z) \mid f_i(z) \leq 0 \ \forall i = 1, \dots, n\}$.

2. There exist $\lambda_i \leq 0$ so that

$$\nabla f_0(\tilde{z}) = \sum_{i=1}^n \lambda_i \nabla f_i(\tilde{z}) \text{ and} \quad (3.5)$$

$$\lambda_i f_i(\tilde{z}) = 0 \quad \forall i = 1, \dots, n. \quad (3.6)$$

Applying this to the optimization problem in Eq.(3.4) leads to the following crucial insight: if \tilde{w} corresponds to the maximal margin hyperplane, then Eq.(3.5) implies $\tilde{w} = \sum_{i=1}^n y_i \lambda_i x_i$. That is, the minimizing \tilde{w} is a linear combination of the training data points x_i . In addition, Eq.(3.6), which in our case reads $\lambda_i [1 - y_i (\langle \tilde{w}, x_i \rangle + b)] = 0$, implies that only those x_i 's contribute for which the i 'th constraint is *active*. This means $y_i (\langle \tilde{w}, x_i \rangle + b) = 1$ so that the corresponding x_i is sitting on one of the two margin hyperplanes. These x_i 's are called *support vectors*.

Non-separable case Now we drop the assumption that the data is exactly linearly separable. However, we still seek a predictor that is given in terms of a hyperplane and that in some sense still has maximal margin. The difference to the foregoing discussion is that we now allow for outliers that may either be on the wrong side of the hyperplane or inside the margin. In order to formalize this, one introduces *slack variables* $\xi_i \geq 0$ that measure the extent to which the i 'th constraint is violated. In addition, one penalizes these violations in the object function. This leads to the optimization problem

$$\begin{aligned} \min_{(b, w, \xi)} \quad & \frac{\lambda}{2} \|w\|^2 + \frac{1}{n} \sum_{i=1}^n \xi_i \\ \text{s.t.} \quad & y_i (\langle w, x_i \rangle + b) \geq 1 - \xi_i \quad \wedge \quad \xi_i \geq 0 \quad \forall i = 1, \dots, n, \end{aligned} \quad (3.7)$$

where $\lambda > 0$ is a free parameter that can be used to adjust the strength of the penalty. There is some arbitrariness in how one penalizes large ξ . In Eq.(3.7) we have essentially chosen the l_1 -norm of ξ . Another common choice would be the l_2 -norm.

The optimization problem in Eq.(3.7) can be written as ERM problem w.r.t. the so-called *hinge loss* $L_{\text{hinge}} : \mathbb{R} \times \mathbb{R} \rightarrow \mathbb{R}_+$ that is defined as

$$L_{\text{hinge}}(y, y') := \max\{0, 1 - yy'\}.$$

The hinge loss provides an upper bound on the usually taken loss function for binary classification in the sense that if $y \in \{-1, 1\}$, then $\mathbb{1}_{y \neq \text{sgn}(h(x))} \leq L_{\text{hinge}}(y, h(x))$. Other noticeable properties are that $y' \mapsto L_{\text{hinge}}(y, y')$ is convex and $w \mapsto L_{\text{hinge}}(y, \langle w, x \rangle + b)$ is $\|x\|$ -Lipschitz.

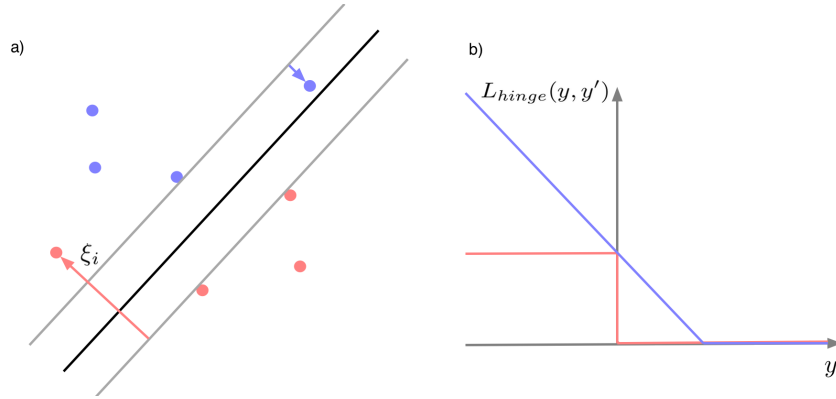


Figure 3.2: a) Outliers (points that are either inside the margin corridor, or on the wrong side) are penalized using *slack variables* ξ_i . b) The *hinge loss* (blue), plotted for the case $y = 1$, is a convex upper bound for the 0-1-loss (red) that is usually used for binary classification.

The optimization problem in Eq.(3.7) can now be written as

$$\begin{aligned} \min_{(b,w)} \frac{\lambda}{2} \|w\|^2 + \frac{1}{n} \sum_{i=1}^n \max \{0, 1 - y_i (\langle w, x_i \rangle + b)\} \\ = \min_{(b,w)} \frac{\lambda}{2} \|w\|^2 + \hat{R}_{\text{hinge}}(h), \end{aligned} \quad (3.8)$$

where $h(x) := \langle w, x \rangle + b$. Note that Eq.(3.8) is a regularized ERM problem without additional constraints.

Separation after embedding Rather than applying the optimization over hyperplanes in Eqs.(3.4,3.8) directly to the data, the following pages aim at developing tools for applying them after an embedding into a different, possibly infinite dimensional space. One of the motivations for doing this is to obtain richer function classes: the separation by linear means after a non-linear embedding is effectively a non-linear separation. In order to see that embeddings (into higher-dimensional spaces) can be beneficial, consider the example in Fig.3.3. Here the interior of the Euclidean unit disc in \mathbb{R}^2 is to be separated from the exterior. This becomes feasible by a hyperplane after the embedding $\phi: \mathbb{R}^2 \rightarrow \mathbb{R}^3, (x, y) \mapsto (x, y, x^2 + y^2)$.

The embeddings ϕ that we discuss in the next sections often map into an infinite dimensional space. In principle, this could severely complicate the optimizations over hyperplanes in Eqs.(3.4,3.8). Fortunately, however, the optimization can be restricted to the subspace that is spanned by the images of the data points under ϕ . This is the content of the following theorem:

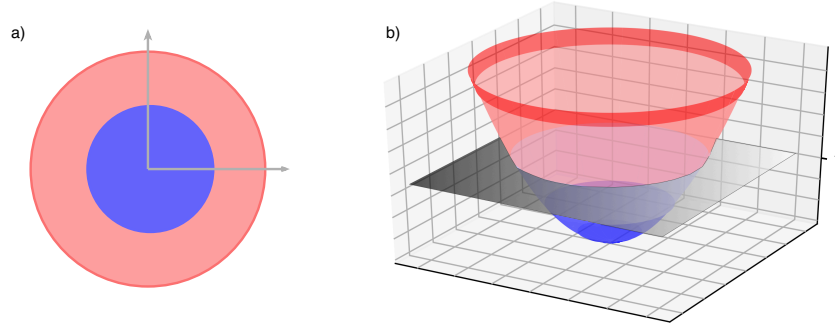


Figure 3.3: a) Inside and outside of the unit disc in \mathbb{R}^2 can clearly not be separated by linear means, i.e., via a hyperplane. b) After an embedding $\phi : (x, y) \mapsto (x, y, x^2 + y^2)$ the sets can be separated from each other by the hyperplane that is characterized by the third coordinate $z = 1$.

Theorem 3.1: Representer theorem

Let \mathcal{H} be a Hilbert space, $g : \mathbb{R} \rightarrow \mathbb{R}$ non-decreasing, $f : \mathbb{R}^n \rightarrow \mathbb{R}$, $\{x_1, \dots, x_n\} \subseteq \mathcal{H}$, $\mathcal{H}_x := \text{span}\{x_i\}_{i=1}^n$ and $F : \mathcal{H} \rightarrow \mathbb{R}$, $F(w) := g(\|w\|) + f(\langle w, x_1 \rangle, \dots, \langle w, x_n \rangle)$. Then

$$\inf_{w \in \mathcal{H}} F(w) = \inf_{w \in \mathcal{H}_x} F(w) \quad (3.9)$$

and if g is strictly increasing, then every minimizer of the l.h.s. of Eq.(3.9) is an element of \mathcal{H}_x .

Proof. We use that $\mathcal{H} = \mathcal{H}_x \oplus \mathcal{H}_x^\perp$ and that every $w \in \mathcal{H}$ admits a corresponding decomposition of the form $w = w_x + v$ where $w_x \in \mathcal{H}_x$ and $v \in \mathcal{H}_x^\perp$. Then $\langle w, x_i \rangle = \langle w_x, x_i \rangle$ holds for all i and from Pythagoras we obtain

$$g(\|w\|) = g\left(\sqrt{\|w_x\|^2 + \|v\|^2}\right) \geq g(\|w_x\|).$$

Here, strict inequality holds if g is strictly increasing and $w \neq w_x$. Hence, the claims follow by replacing w by w_x in the argument of F . \square

3.2 Positive semidefinite kernels

Definition 3.3 (PSD kernel). *Let $\mathbb{K} \in \{\mathbb{R}, \mathbb{C}\}$ and X be an arbitrary set. A map $K : X \times X \rightarrow \mathbb{K}$ is called positive semidefinite kernel (PSD kernel) iff for all $n \in \mathbb{N}$ and all $x \in X^n$ the $n \times n$ matrix G with entries $G_{ij} := K(x_i, x_j)$ is positive semidefinite.*

The terminology varies considerably throughout the literature. PSD kernels also run under the names positive definite kernels, positive definite symmetric

kernels, kernel functions or just kernels. Recall that a matrix G is positive semidefinite iff G is hermitian, i.e., $G_{ij} = \bar{G}_{ji}$, and G has only non-negative eigenvalues. The latter condition can be replaced with

$$\forall \alpha \in \mathbb{K}^n : \sum_{i,j=1}^n \bar{\alpha}_i \alpha_j G_{ij} \geq 0. \quad (3.10)$$

If $\mathbb{K} = \mathbb{C}$, then Eq.(3.10) is necessary and sufficient for G to be positive semidefinite. The matrix G is sometimes called *Gram matrix*. This name is used for matrices that are constructed from inner products – a relation that becomes clearer in the following theorem:

Theorem 3.2: PSD kernels and feature maps

Let X be any set, $\mathbb{K} \in \{\mathbb{R}, \mathbb{C}\}$ and $K : X \times X \rightarrow \mathbb{K}$.

1. K is a PSD kernel, if there is an inner product space \mathcal{H} and a map $\phi : X \rightarrow \mathcal{H}$ so that

$$K(x, y) = \langle \phi(x), \phi(y) \rangle \quad \forall x, y \in X. \quad (3.11)$$

2. Conversely, if K is a PSD kernel, then there exists a Hilbert space \mathcal{H} and a map $\phi : X \rightarrow \mathcal{H}$ so that Eq.(3.11) holds.

Note: the map ϕ is often called *feature map* and the inner product space \mathcal{H} the *feature space*.

Proof. 1. If K is of the form in Eq.(3.11), then for all $\alpha \in \mathbb{K}^n$ and $x \in X^n$ we have $\sum_{i,j=1}^n \bar{\alpha}_i \alpha_j \langle \phi(x_j), \phi(x_i) \rangle = \langle \Phi, \Phi \rangle \geq 0$ where $\Phi := \sum_{i=1}^n \alpha_i \phi(x_i)$. Hermiticity of the respective matrix follows from hermiticity of the inner product.

2. Assume K to be a PSD kernel and define

$$\mathcal{H}_0 := \text{span} \{k_x : X \rightarrow \mathbb{K} \mid \exists x \in X : k_x(y) = K(x, y)\} \quad (3.12)$$

the space of all finite \mathbb{K} -linear combination of functions of the form $y \mapsto K(x, y)$. We aim at equipping this space with an inner product. For two arbitrary elements of \mathcal{H}_0 given by $f(y) := \sum_i \alpha_i K(x_i, y)$ and $g(y) := \sum_j \beta_j K(x_j, y)$ define

$$\begin{aligned} \langle f, g \rangle &:= \sum_{i,j} \alpha_i \bar{\beta}_j K(x_i, x_j) \\ &= \sum_i \alpha_i \overline{g(x_i)} = \sum_j \bar{\beta}_j f(x_j), \end{aligned}$$

where the second line shows that the definition is independent of the particular decomposition of f or g . So $\langle \cdot, \cdot \rangle$ is a well defined hermitian sesquilinear form on \mathcal{H}_0 . Moreover, since K is a PSD kernel, we have $\langle g, g \rangle \geq 0$ for all $g \in \mathcal{H}_0$. Hence, the Cauchy Schwarz inequality holds. Applying it to

$$f(y) = \sum_i \alpha_i K(x_i, y) = \langle f, k_y \rangle, \quad (3.13)$$

we obtain $|f(y)|^2 = |\langle f, k_y \rangle|^2 \leq \langle k_y, k_y \rangle \langle f, f \rangle$. This shows that $\langle f, f \rangle = 0$ implies $f = 0$ and thus $\langle \cdot, \cdot \rangle$ is indeed an inner product. Note that if we apply Eq.(3.13) to $f = k_x$, we obtain

$$k_x(y) = K(x, y) = \langle k_x, k_y \rangle. \quad (3.14)$$

So if we denote by \mathcal{H} the completion of the inner product space \mathcal{H}_0 and define $\phi : X \rightarrow \mathcal{H}$ so that $\phi(x)$ is the isometric embedding of k_x into \mathcal{H} , then Eq.(3.14) implies $K(x, y) = \langle \phi(x), \phi(y) \rangle$. \square

Proposition 3.4 (Building new PSD kernels). *Let $\mathbb{K} \in \{\mathbb{R}, \mathbb{C}\}$, K_1, K_2, \dots PSD kernels on a set X and $f \in \mathbb{K}^X$. Then*

1. $K(x, y) := f(x)\overline{f(y)}$ is a PSD kernel.
2. $K(x, y) := \lambda K_1(x, y)$ is a PSD kernel for all $\lambda \geq 0$.
3. $K(x, y) := K_1(x, y) + K_2(x, y)$ is a PSD kernel.
4. $K(x, y) := \lim_{n \rightarrow \infty} K_n(x, y)$ is a PSD kernel, if the limits exist in \mathbb{K} .
5. $K(x, y) := K_1(x, y)K_2(x, y)$ is a PSD kernel.

Proof. In all cases hermiticity is rather obvious, so we only have a look at positive semidefiniteness. 1. K is PSD since $\sum_{i=1}^n \alpha_i \bar{\alpha}_j f(x_i) \overline{f(x_j)} = \left| \sum_{i=1}^n \alpha_i f(x_i) \right|^2$ is always positive. 2. and 3. are elementary consequences of the definition. 4. is implied by the closedness of the set of PSD matrices, or more explicitly by positivity of $\sum_{i=1}^m \alpha_i \bar{\alpha}_j K(x, y) = \lim_{n \rightarrow \infty} \sum_{i=1}^m \alpha_i \bar{\alpha}_j K_n(x, y)$ as a limit of positive numbers. 5. follows from the fact the set of PSD matrices is closed under taking element wise products (called *Schur products* or *Hadamard products*). \square

With these tools at hand, many kernels can easily be shown to be PSD. Some of the most common examples are:

Example 3.1 (Polynomial kernels). On $X = \mathbb{R}^d$ any polynomial in $\langle x, y \rangle$ with non-negative coefficients is a PSD kernel as a consequence of 2., 3. and 5. in Prop. 3.4 together with the fact that $(x, y) \rightarrow \langle x, y \rangle$ is (the paradigm of) a PSD kernel. In particular, $K(x, y) := (1 + \langle x, y \rangle)^2$ is a PSD kernel. On \mathbb{R}^2 this can be obtained from the feature map $\phi(x) : \mathbb{R}^2 \rightarrow \mathbb{R}^6$, $\phi(x) := (x_1^2, x_2^2, \sqrt{2}x_1x_2, \sqrt{2}x_1, \sqrt{2}x_2, 1)$. Like in this example, all polynomial kernels have corresponding finite dimensional feature spaces.

Example 3.2 (Exponential kernels). For any $\gamma > 0$, $K(x, y) := \exp[\gamma \langle x, y \rangle]$ is a PSD kernel on $X = \mathbb{R}^d$ since it is a limit of polynomial kernels so that 4. in Prop. 3.4 applies.

Example 3.3 (Gaussian kernels). The *Gaussian kernel*, a.k.a. *RBF-kernel*¹ or *squared-exponential kernel*, $K(x, y) := \exp\left[-\frac{\gamma}{2} \|x - y\|^2\right]$ with the Euclidean norm is a PSD kernel on $X = \mathbb{R}^d$ for all $\gamma > 0$. To see this write

$$\exp\left[-\frac{\gamma}{2} \|x - y\|^2\right] = \underbrace{\exp[-\gamma \|x\|^2/2] \exp[-\gamma \|y\|^2/2]}_{f(x)\overline{f(y)}} \exp[\gamma \langle x, y \rangle]$$

¹RBF=radial basis function

and apply 1. and 5. of Prop. 3.4.

Example 3.4 (Binomial kernels). On $X := \{x \in \mathbb{R}^d \mid \|x\|_2 < 1\}$ $K(x, y) := (1 - \langle x, y \rangle)^{-p}$ is a PSD kernel for any $p > 0$. This follows again from the previous proposition by noting that for $t \in (-1, 1)$ the binomial series $(1 - t)^{-p} = \sum_{n=0}^{\infty} (-1)^n \binom{-p}{n} t^n$ has positive coefficients $(-1)^n \binom{-p}{n} = (-1)^n \prod_{i=1}^n (1 - p - i)/i$.

We will see in Sec.3.4 that, whereas polynomial kernels have finite dimensional feature spaces, exponential, Gaussian and binomial kernels require infinite dimensional feature space.

For later use, we will introduce a simplifying notation that makes it easier to refer to Gram matrices of PSD kernels: if $a \in X^n, b \in X^m$, then we define $K(a, b) \in \mathbb{K}^{n \times m}$ the matrix with entries

$$(K(a, b))_{i,j} := K(a_i, b_j). \quad (3.15)$$

The combination of Eq.(3.11) with the representer theorem Thm.3.1 leads to a powerful procedure called the *kernel trick*. This encapsulates the idea of embedding the data into a larger, possibly infinite dimensional feature space \mathcal{H} , and expressing everything in terms of the kernel rather than using ϕ or elements of \mathcal{H} . If the functional to optimize has the right form, the representer theorem then guarantees that all computation can be done within a space whose dimension is equal to the number of data points.

3.3 Reproducing kernel Hilbert spaces

For a given PSD kernel, the corresponding feature map and feature space are not unique. However, there is a canonical choice for the feature space, a so-called *reproducing kernel Hilbert space*.

Definition 3.5 (Reproducing kernel Hilbert space). *Let X be a set, $\mathbb{K} \in \{\mathbb{R}, \mathbb{C}\}$ and $\mathcal{H} \subseteq \mathbb{K}^X$ a \mathbb{K} -Hilbert space of functions on X with addition $(f + g)(x) := f(x) + g(x)$ and multiplication $(\lambda f)(x) := \lambda f(x)$. \mathcal{H} is called a reproducing kernel Hilbert space (RKHS) on X iff for all $x \in X$ the linear functional $\delta_x : \mathcal{H} \rightarrow \mathbb{K}$, $\delta_x(f) := f(x)$ is bounded (i.e., $\sup_{f \in \mathcal{H} \setminus \{0\}} |f(x)|/\|f\| < \infty$).*

Note: Since δ_x is linear, boundedness is equivalent to continuity. That is, the defining property of a RKHS is that evaluation of its functions at arbitrary points is continuous w.r.t. varying the function.

Example 3.5. If X is countable, then $l_2(X) := \{f \in \mathbb{K}^X \mid \sum_{x \in X} |f(x)|^2 < \infty\}$ equipped with $\langle f, g \rangle := \sum_{x \in X} f(x)\overline{g(x)}$ is a RKHS since for all $x \in X$ we have $|f(x)| \leq (\sum_{y \in X} |f(y)|^2)^{1/2} = \|f\|$. Hence, δ_x is bounded.

Example 3.6. $L_2([0, 1])$ is not a RKHS. Since its elements are equivalence classes of functions that differ on sets of measure zero, $f(x)$ is not defined. Even if we restrict to the subspace of continuous functions, where $f(x)$ is

defined, its magnitude is not bounded by imposing $\|f\| \leq 1$. So δ_x is not bounded.

Since $l_2(\mathbb{N})$ and $L_2([0,1])$ are isomorphic, these two examples show that Hilbert space isomorphisms do not necessarily preserve the RKHS property.

A crucial consequence of the continuity of δ_x in any RKHS is that one can invoke the Riesz representation theorem. This states that every continuous linear functional on a Hilbert space can be represented as inner product with a unique vector. In particular, if \mathcal{H} is a RKHS, then for every $x \in X$ there is a $k_x \in \mathcal{H}$ so that $f(x) = \langle f, k_x \rangle$ for all $f \in \mathcal{H}$. Since inner products are always continuous, this can be regarded as equivalent characterization of a RKHS. As k_x is an element of \mathcal{H} and therefore a function on X , we can define $K : X \times X \rightarrow \mathbb{K}$, $K(x, y) := k_x(y)$. K is called the *reproducing kernel* of the RKHS \mathcal{H} . By construction, this satisfies for every $f \in \mathcal{H}$ and $x \in X$ that

$$f(x) = \langle f, K(x, \cdot) \rangle, \quad (3.16)$$

which is called the *reproducing property* of K . Using that $k_x(y)$ can itself be expressed in terms of an inner product with some element k_y , we obtain

$$K(x, y) = \langle k_x, k_y \rangle. \quad (3.17)$$

Before we relate reproducing kernel Hilbert spaces to PSD kernels, let us mention some elementary properties:

Proposition 3.6. *Let $\mathcal{H} \subseteq \mathbb{K}^X$ be a RKHS with reproducing kernel K and $k_x(y) = K(x, y)$. Let $f, f_n \in \mathcal{H}$ and $\delta_x(f) := f(x)$ for $x \in X$, $f \in \mathcal{H}$. Then*

1. For all $x \in \mathcal{H}$ we have $\|\delta_x\|^2 = K(x, x)$.
2. $\lim_{n \rightarrow \infty} \|f_n - f\| = 0 \Rightarrow \forall x \in X : \lim_{n \rightarrow \infty} f_n(x) = f(x)$.
3. $\text{span}\{k_x \mid x \in X\}$ is dense in \mathcal{H} .

Proof. 1. follows with $f(x) = \langle f, k_x \rangle$ from

$$\|\delta_x\|^2 = \sup_{f \in \mathcal{H} \setminus \{0\}} \frac{|\langle k_x, f \rangle|^2}{\|f\|^2} = \|k_x\|^2 = \langle k_x, k_x \rangle = K(x, x), \quad (3.18)$$

where the second equality is the one of the Cauchy Schwarz inequality. Similarly, also 2. is obtained from Cauchy Schwarz by noting that

$$|f_n(x) - f(x)| = |\langle k_x, f_n - f \rangle| \leq \|k_x\| \|f_n - f\| \rightarrow 0.$$

For 3. it suffices to show that there is no non-zero element that is orthogonal to the considered span. Indeed, suppose $f \in \mathcal{H}$ is orthogonal to all k_x , then for all $x \in X$ we have that $0 = \langle f, k_x \rangle = f(x)$, which means $f = 0$. \square

Theorem 3.3: RKHS and PSD kernels

1. If \mathcal{H} is a RKHS on X , then its reproducing kernel $K : X \times X \rightarrow \mathbb{K}$ is a PSD kernel.
2. Conversely, if $K : X \times X \rightarrow \mathbb{K}$ is a PSD kernel, then there is a unique RKHS $\mathcal{H} \subseteq \mathbb{K}^X$ so that K is its reproducing kernel.

Proof. 1. If K is the reproducing kernel of a RKHS \mathcal{H} , then by Eq.(3.17) and the properties of the inner product:

$$\begin{aligned} \forall x, y \in X : K(x, y) &= \langle k_x, k_y \rangle = \overline{\langle k_y, k_x \rangle} = \overline{K(y, x)} \quad \text{and} \\ \sum_{i,j=1}^n \alpha_i \bar{\alpha}_j K(x_i, x_j) &= \sum_{i,j=1}^n \alpha_i \bar{\alpha}_j \langle k_{x_i}, k_{x_j} \rangle = \left\| \sum_{i=1}^n \alpha_i k_{x_i} \right\|^2 \geq 0. \end{aligned}$$

2. (sketch) The construction of the sought RKHS is the one in the proof of Thm.3.2. Eqs.(3.13,3.14) show that K fulfills the requirement of a reproducing kernel on \mathcal{H}_0 . A more careful consideration shows that the relevant properties are indeed preserved when going from \mathcal{H}_0 to its completion \mathcal{H} .

To address uniqueness suppose \mathcal{H}_1 and \mathcal{H}_2 are two RKHS with reproducing kernel K . Following 3. in Prop.3.6 the space $\mathcal{H}_0 = \text{span}\{k_x | x \in X\}$ is dense in both \mathcal{H}_1 and \mathcal{H}_2 . Moreover, if $f \in \mathcal{H}_0$ with $f(x) = \sum_i \alpha_i k_{x_i}$, then $\|f\|_l^2 = \sum_{i,j} \alpha_i \bar{\alpha}_j K(x_i, x_j)$ for $l = 1, 2$. Hence, the norms $\|\cdot\|_1$ and $\|\cdot\|_2$ coincide on \mathcal{H}_0 .

Suppose $f \in \mathcal{H}_1$. Then there are $f_n \in \mathcal{H}_0$ so that $\|f_n - f\|_1 \rightarrow 0$. As $(f_n)_{n \in \mathbb{N}}$ is Cauchy in \mathcal{H}_1 it is also Cauchy in \mathcal{H}_2 and therefore there exist a $g \in \mathcal{H}_2$ so that $\|f_n - g\|_2 \rightarrow 0$. According to 2. in Prop.3.6 we have $f(x) = \lim_{n \rightarrow \infty} f_n(x) = g(x)$ for all $x \in X$. Hence, $f = g \in \mathcal{H}_2$ and consequently $\mathcal{H}_1 = \mathcal{H}_2$. Since the norms, and by polarization also the inner products, coincide on a dense subspace, they do so on its completion. \square

3.4 Universal and strictly positive kernels

Definition 3.7 (Universal kernels). *A PSD kernel $K : X \times X \rightarrow \mathbb{K}$ on a metric space X is called universal iff for all $\epsilon > 0$, all compact subsets $\tilde{X} \subseteq X$ and every continuous function $f : X \rightarrow \mathbb{K}$ there exists $g \in \text{span}\{k_x : X \rightarrow \mathbb{K} \mid \exists x \in X : k_x(y) = K(x, y)\}$ so that*

$$|g(x) - f(x)| \leq \epsilon \quad \forall x \in \tilde{X}. \quad (3.19)$$

Note that if $\phi : X \rightarrow \mathcal{H}$ is a feature map corresponding to K , then Eq.(3.19) means that there exists a $w \in \mathcal{H}$ so that

$$|\langle w, \phi(x) \rangle - f(x)| \leq \epsilon \quad \forall x \in \tilde{X}. \quad (3.20)$$

Corollary 3.8 (Universal kernels separate all compact subsets). *Let $\phi : X \rightarrow \mathcal{H}$ be a feature map of a universal PSD kernel on a metric space X . For any pair of disjoint compact subsets $A_+, A_- \subseteq X$ there exists a $w \in \mathcal{H}$ so that for all $x \in A_+ \cup A_-$:*

$$\operatorname{sgn}\langle w, \phi(x) \rangle = \begin{cases} +1, & x \in A_+ \\ -1, & x \in A_- \end{cases} \quad (3.21)$$

Proof. As the distance between A_+ and A_- is non-zero, we can extend the function $A_+ \cup A_- \ni x \mapsto \mathbb{1}_{x \in A_+} - \mathbb{1}_{x \in A_-}$ to a continuous function f on X . By universality there exists a $w \in \mathcal{H}$ for each $\epsilon \in (0, 1)$ so that $|\langle w, \phi(x) \rangle - f(x)| \leq \epsilon$ for all $x \in A_+ \cup A_-$. Hence,

$$\langle w, \phi(x) \rangle \begin{cases} \geq 1 - \epsilon, & x \in A_+ \\ \leq \epsilon - 1, & x \in A_- \end{cases} \quad (3.22)$$

Note that in this case the sets are separated with margin $(1 - \epsilon)/\|w\|$. \square

Theorem 3.4: Taylor criterion for universality

Let $f(z) := \sum_{n=0}^{\infty} a_n z^n$ be a power series with radius of convergence $r \in (0, \infty]$ and $X := \{x \in \mathbb{R}^d \mid \|x\|_2 < \sqrt{r}\}$. If $a_n > 0$ for all n , then $K : X \times X \rightarrow \mathbb{R}$, $K(x, y) := f(\langle x, y \rangle)$ is a universal PSD kernel.

Proof. First note that K is well defined since $|\langle x, y \rangle| \leq \|x\|_2 \|y\|_2 < r$. Using multinomial expansion we can write

$$\begin{aligned} K(x, y) &= \sum_{n=0}^{\infty} a_n \left(\sum_{k=1}^d x_k y_k \right)^n = \sum_{n=0}^{\infty} a_n \sum_{\substack{k_1 + \dots + k_d = n \\ k_1, \dots, k_d \geq 0}} \frac{n!}{k_1! \dots k_d!} \prod_{i=1}^d (x_i y_i)^{k_i} \\ &= \sum_{k_1, \dots, k_d \geq 0} \underbrace{a_{k_1 + \dots + k_d} \frac{(k_1 + \dots + k_d)!}{k_1! \dots k_d!}}_{=: c_k} \prod_{i=1}^d x_i^{k_i} \prod_{j=1}^d y_j^{k_j}. \end{aligned} \quad (3.23)$$

This enables us to introduce a feature map $\phi : X \rightarrow l_2(\mathbb{N}_0^d)$ as $\phi_k(x) := \sqrt{c_k} \prod_{i=1}^d x_i^{k_i}$ for $k \in \mathbb{N}_0^d$ so that $K(x, y) = \langle \phi(x), \phi(y) \rangle$. Since all a_n 's are strictly positive, the same holds true for all c_k 's. Consequently, $\operatorname{span}\{\phi_k\}_{k \in \mathbb{N}_0^d}$ is the space of all polynomials and by the Stone-Weierstrass theorem dense in the set of continuous functions on compact domains. The claim then follows from the observation that every finite linear combination of functions of the form $x \mapsto \phi_k(x)$ can be regarded as an inner product $\langle w, \phi(x) \rangle$ for some vector w . Since the latter has only finitely many non-zero components, it is indeed an element of $l_2(\mathbb{N}_0^d)$. \square

Corollary 3.9. *On $X = \mathbb{R}^d$ the following are universal PSD kernels:*

1. *Exponential kernel:* $K(x, y) := \exp(\gamma \langle x, y \rangle)$, $\gamma > 0$.

2. *Gaussian kernel:* $K(x, y) := \exp(-\frac{\gamma}{2} \|x - y\|_2^2)$, $\gamma > 0$.

Proof. Universality of the exponential kernel follows directly from Thm.3.4 with $a_n = \tau^n/n!$. This in turn can be used to prove universality of the Gaussian kernel: if $\phi : X \rightarrow \mathcal{H}$ is a feature map of the exponential kernel, then $\tilde{\phi} : x \mapsto \phi(x)/\|\phi(x)\|$ is a feature map of the Gaussian kernel. Now take any compact subset $\tilde{X} \subseteq X$ and define $c := \sup_{x \in \tilde{X}} \|\phi(x)\|^{-1}$. By universality of the exponential kernel, for every continuous function $f : X \rightarrow \mathbb{R}$ there is a $w \in \mathcal{H}$ so that

$$\left| f(x)\|\phi(x)\| - \langle w, \phi(x) \rangle \right| \leq \frac{\epsilon}{c} \quad \forall x \in \tilde{X}.$$

Dividing by $\|\phi(x)\|$ and taking the supremum over $x \in \tilde{X}$ on the resulting r.h.s. leads to $|f(x) - \langle w, \tilde{\phi}(x) \rangle| \leq \epsilon$ for all $x \in \tilde{X}$. \square

Proposition 3.10 (Strict positivity of universal kernels). *Let $K : X \times X \rightarrow \mathbb{K}$ be a universal PSD kernel on a metric space X . Then K is strictly positive definite, i.e., for all $n \in \mathbb{N}$, every set of n distinct points $x_1, \dots, x_n \in X$ and all $\alpha \in \mathbb{K}^n \setminus \{0\}$ we have $\sum_{i,j=1}^n \alpha_i \bar{\alpha}_j K(x_i, x_j) > 0$.*

Proof. Assume K is not strictly positive definite, i.e., $\sum_{i,j=1}^n \alpha_i \bar{\alpha}_j K(x_i, x_j) = 0$ for some $\alpha \in \mathbb{K}^n \setminus \{0\}$ and $x \in X^n$. Expressing this in terms of the canonical feature map $\phi : X \rightarrow \mathcal{H}$, where \mathcal{H} is the corresponding RKHS, we obtain that $\sum_{i=1}^n \alpha_i \phi(x_i) = 0$ since it has vanishing norm. Now for an arbitrary function induced by the kernel via $g(x) := \sum_{j=1}^m \beta_j \langle \phi(x), \phi(y_j) \rangle$ we obtain $\sum_{i=1}^n \alpha_i g(x_i) = \sum_{i,j} \alpha_i \beta_j \langle \phi(x_i), \phi(y_j) \rangle = 0$. Hence, the set of functions induced by the kernel cannot be dense in the set of continuous functions on the compact set $\tilde{X} := \bigcup_{i=1}^n \{x_i\}$ since any continuous function f for which $\sum_{i=1}^n \alpha_i f(x_i) \neq 0$ cannot be approximated to arbitrary accuracy. So K cannot be universal. \square

Proposition 3.11 (Properties of strictly positive definite kernels). *Let $K : X \times X \rightarrow \mathbb{K}$ be a strictly positive definite kernel on a set X . That is, for all $n \in \mathbb{N}$, every set of n distinct points $x_1, \dots, x_n \in X$ and all $\alpha \in \mathbb{K}^n \setminus \{0\}$ we have $\sum_{i,j=1}^n \alpha_i \bar{\alpha}_j K(x_i, x_j) > 0$ and $K(x_i, x_j) = \overline{K(x_j, x_i)}$. Then:*

1. *Every corresponding feature space is infinite dimensional.*
2. *Every corresponding feature map is injective.*
3. *If A_+, A_- are disjoint finite subsets of X and $\phi : X \rightarrow \mathcal{H}$ is any feature map corresponding to K , then there is a $w \in \mathcal{H}$ and $b \in \mathbb{R}$ so that*

$$\operatorname{Re} \langle w, \phi(x) \rangle \begin{cases} > b, & \text{if } x \in A_+ \\ < b, & \text{if } x \in A_- \end{cases} \quad (3.24)$$

Proof. 1. If $\phi : X \rightarrow \mathcal{H}$ is any feature map for K and $d := \dim(\mathcal{H}) < \infty$, then any set of $n > d$ vectors $\{\phi(x_i)\}_{i=1}^n$ is linearly dependent. Therefore, there is an $\alpha \in \mathbb{K}^n \setminus \{0\}$ so that $0 = \sum_{i,j=1}^n \alpha_i \bar{\alpha}_j \langle \phi(x_i), \phi(x_j) \rangle = \sum_{i,j=1}^n \alpha_i \bar{\alpha}_j K(x_i, x_j)$, which implies that K is not strictly positive definite.

2. As argued in the proof of 1., if $x \neq y$, then $\phi(x)$ and $\phi(y)$ have to be linearly independent. So in particular ϕ is injective.

3. The central observation is again linear independence of the set of vectors $\{\phi(x)\}_{x \in A_+ \cup A_-}$. If we define $C_{\pm} := \text{conv}\{\phi(x)\}_{x \in A_{\pm}}$ as the convex hulls of the images of the sets A_+ and A_- under ϕ , then linear independence implies that C_+ and C_- are disjoint sets. Moreover, they are closed and bounded convex subsets contained in finite dimensional subspace so that we can invoke the geometric Hahn-Banach separation theorem for compact convex sets to arrive at Eq.(3.24). \square

Theorem 3.5: Translation invariant kernels

Let μ be a finite non-negative Borel measure on $X := \mathbb{R}^d$ and denote by $\chi \in C(X)$ its Fourier transform

$$\chi(x) := \int_X e^{-ix \cdot z} d\mu(z). \quad (3.25)$$

Then $K(x, y) := \chi(x - y)$ is a PSD kernel on X . Moreover, K is strictly positive definite, if the complement of the largest open set $U \subseteq X$ that satisfies $\mu(U) = 0$ has non-zero Lebesgue measure.

Proof. Consider distinct points $x_1, \dots, x_n \in X$ and $\alpha \in \mathbb{C}^n \setminus \{0\}$. Then

$$\begin{aligned} \sum_{k,j=1}^n \alpha_k \bar{\alpha}_j K(x_k, x_j) &= \sum_{k,j=1}^n \alpha_k \bar{\alpha}_j \int_X e^{-i(x_k - x_j) \cdot z} d\mu(z) \\ &= \int_X \underbrace{\left| \sum_{k=1}^n \alpha_k e^{-ix_k \cdot z} \right|^2}_{=: \psi(z)} d\mu(z) \geq 0. \end{aligned} \quad (3.26)$$

So K is a PSD kernel. Moreover, strict inequality holds in Eq.(3.26) unless the support of μ is contained in the zero set $\psi^{-1}(\{0\})$. However, $\psi^{-1}(\{0\})$ always has zero Lebesgue measure so that every μ whose support has non-zero Lebesgue measure leads to a strictly positive definite kernel. \square

3.5 Rademacher bounds

Theorem 3.6: Rademacher bound for bounded inner products

Let $\rho, r > 0$ be positive constants, x_1, \dots, x_n points in a real Hilbert space

\mathcal{H} so that $\|x_i\| \leq r$ for all i and $\mathcal{G} := \{g : \mathcal{H} \rightarrow \mathbb{R} \mid g(z) = \langle z, w \rangle, \|w\|^{-1} \geq \rho\}$. With $G_{ij} := \langle x_i, x_j \rangle$ the empirical Rademacher complexity of \mathcal{G} w.r.t. $\{x_1, \dots, x_n\}$ satisfies

$$\hat{\mathcal{R}}(\mathcal{G}) \leq \frac{\text{tr}[G]^{1/2}}{n\rho} \leq \frac{r}{\rho\sqrt{n}}. \quad (3.27)$$

Proof. The first inequality follows from

$$\begin{aligned} \hat{\mathcal{R}}(\mathcal{G}) &= \frac{1}{n} \mathbb{E}_\sigma \left[\sup_{\|w\| \leq 1/\rho} \left\langle \sum_{i=1}^n \sigma_i x_i, w \right\rangle \right] \\ &\leq \frac{1}{n\rho} \mathbb{E}_\sigma \left\| \sum_{i=1}^n \sigma_i x_i \right\| \leq \frac{1}{n\rho} \left[\mathbb{E}_\sigma \left\| \sum_{i=1}^n \sigma_i x_i \right\|^2 \right]^{1/2} \\ &= \frac{1}{n\rho} \left[\mathbb{E}_\sigma \sum_{i,j=1}^n \sigma_i \sigma_j \langle x_i, x_j \rangle \right]^{1/2} = \frac{1}{n\rho} \left[\sum_{i=1}^n \langle x_i, x_i \rangle \right]^{1/2}. \end{aligned}$$

Here the first inequality is implied by Cauchy-Schwarz and the second by Jensen's inequality (applied to the concave square root function). The last step in the chain follows from the fact that if $i \neq j$, then $\mathbb{E}_\sigma[\sigma_i \sigma_j] = \mathbb{E}_\sigma[\sigma_i] \mathbb{E}_\sigma[\sigma_j] = 0$ since the Rademacher variables are independent and uniform.

The second inequality in Eq.(3.27) uses in addition that $\sum_{i=1}^n \langle x_i, x_i \rangle \leq nr^2$. \square

3.6 Kernel ridge regression

In this section we return to the least squares linear regression problem discussed in example 1.1. In order to be able to exploit the “kernel trick”, we will, however, modify the problem in two ways: (i) we will first embed the data points into a feature space in a way that will eventually enable us to express everything in terms of a PSD kernel and (ii) we will make use of Tikhonov regularization to counteract overfitting (and also to circumvent degenerate scenarios). That is, given n pairs of data points $(x_i, y_i) \in \mathcal{X} \times \mathbb{R}$ and a map $\phi : \mathcal{X} \rightarrow \mathcal{H}$ into a real Hilbert space \mathcal{H} , we aim at minimizing

$$\lambda \|w\|^2 + \frac{1}{n} \sum_{i=1}^n (\langle w, \phi(x_i) \rangle - y_i)^2, \quad (3.28)$$

over all $w \in \mathcal{H}$ for some regularization parameter $\lambda > 0$. Note that λ may also be interpreted as Lagrange multiplier of a constraint of the form $\|w\|^2 = \text{const.}$. If K is the kernel defined by ϕ via Eq.(3.11), the problem of minimizing Eq.(3.28), which runs under the name *kernel ridge regression*, has the following solution:

Theorem 3.7: Kernel ridge regression

For any $\lambda > 0$, there exists a minimizer $w \in \mathcal{H}$ of Eq.(3.28). This is

$$w := \sum_{j=1}^n \alpha_j \phi(x_j) \quad \text{with} \quad \alpha := (n\lambda \mathbb{1} + K(x, x))^{-1} y. \quad (3.29)$$

If we use this to define a hypothesis $h : \mathcal{X} \rightarrow \mathbb{R}$, $h(z) := \langle w, \phi(z) \rangle$, then

$$h(z) = K(z, x)(n\lambda \mathbb{1} + K(x, x))^{-1} y. \quad (3.30)$$

Furthermore, if $K(x, x)$ is invertible, then the minimizing α in Eq.(3.29) is unique.

Note: Here, we have used the notation introduced in Eq.(3.15) for the kernel/Gram matrix.

Proof. The representer theorem Thm.3.1 guarantees that in determining the infimum of Eq.(3.28) we can restrict to $w = \sum_{j=1}^n \alpha_j \phi(x_j)$ so that we are left with an optimization over $\alpha \in \mathbb{R}^n$. Due to the quadratic term resulting from the Tikhonov regularization we can further restrict to a compact subset, which together with continuity of the objective function implies that a minimum is attained. Inserting the ansatz for w and expressing everything in terms of the kernel K , Eq.(3.28) becomes

$$\lambda \alpha^T K(x, x) \alpha + \frac{1}{n} \left(\alpha^T K(x, x) K(x, x) \alpha + \|y\|^2 - 2\alpha^T K(x, x) y \right) =: \hat{R}(\alpha). \quad (3.31)$$

Due to the quadratic nature of $\hat{R}(\alpha)$ the set of minimizers coincides with the set of α for which $\nabla \hat{R}(\alpha) = 0$. This, in turn, is equivalent to

$$K(x, x)(n\lambda \mathbb{1} + K(x, x))\alpha = K(x, x)y, \quad (3.32)$$

which is solved by the α stated in Eq.(3.29) and has only that solution if $K(x, x)$ is invertible. \square

A remarkable point about Eq.(3.30) is that there is no need to ever use the map ϕ or elements of \mathcal{H} . Everything can be computed from the kernel matrices by means of linear algebra in \mathbb{R}^n . That is, the relevant dimension is equal to the number of data points. However, this also means that the feasibility of the method depends on the size of the data set—with the inverse $n \times n$ matrix being the computational bottleneck.

If the kernel that is used in kernel ridge regression is universal, such as e.g. the Gaussian kernel, then Eq.(3.20) tells us that the regression becomes perfect in the limit $\lambda \rightarrow 0$ (see Fig.3.4).

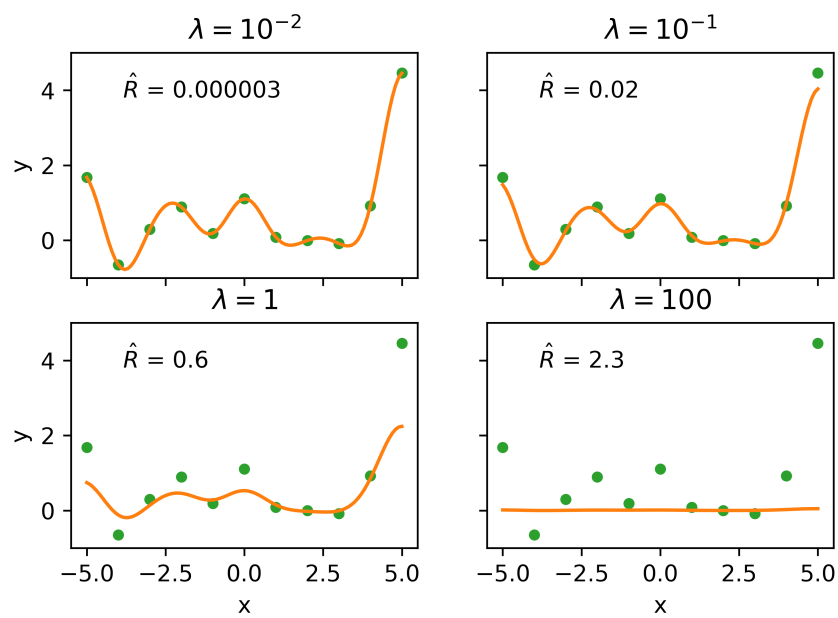


Figure 3.4: Toy example that exemplifies kernel ridge regression using a Gaussian kernel for different values of the regularization parameter λ . \hat{R} refers to the resulting empirical risk (w.r.t. the quadratic loss) without the regularizing term.

Appendix A

Probability theory

This appendix will rather quickly recall some of the concepts and notions of probability theory. More details and proofs can be found in almost any textbook on probability theory, e.g. in [Dur10], which is available [online](#).

Probability spaces For an arbitrary set Ω , a collection \mathcal{F} of subsets of Ω is called a σ -algebra on Ω if (i) $\Omega \in \mathcal{F}$, (ii) $A \in \mathcal{F} \Rightarrow A^c := \Omega \setminus A \in \mathcal{F}$ and (iii) \mathcal{F} is closed under countable unions. This implies that $\emptyset \in \mathcal{F}$ and that \mathcal{F} is closed under countable intersections. The pair (Ω, \mathcal{F}) is then called a *measurable space* and it becomes a *probability space* (Ω, \mathcal{F}, P) when adding a *probability measure* P . That is, a function $P : \mathcal{F} \rightarrow [0, 1]$ that satisfies $P(\Omega) = 1$ and

$$P\left(\bigcup_i A_i\right) = \sum_i P(A_i), \quad (\text{A.1})$$

for any countable family of disjoint sets $A_i \in \mathcal{F}$. This implies that for not necessarily disjoint $A_i \in \mathcal{F}$, the r.h.s of Eq.(A.1) is always at least the l.h.s.. The resulting inequality is called the *union bound*.

In the context of probability theory, Ω is often called the *sample space* and the elements of \mathcal{F} *events*. In general measurable spaces, the subsets of Ω that are elements of \mathcal{F} are called *measurable*.

If the probability measure is clear from the context and/or we want to emphasize the probabilistic interpretation of an expression, then we will often write $\mathbb{P}[A]$ for the probability of the event $A \in \mathcal{F}$ instead of $P(A)$.

Example A.1 (Discrete probability spaces). If Ω is countable, i.e., finite or countably infinite, then the notion of a σ -algebra is practically superfluous since in this case one can always choose \mathcal{F} to contain every subset of Ω . The most general probability measure is then of the form

$$P(A) = \sum_{a \in A} p(a), \quad \text{where } p(a) \geq 0, \quad \sum_{a \in \Omega} p(a) = 1.$$

Example A.2 (Probability measures on \mathbb{R}^d). If $\Omega = \mathbb{R}^d$, a standard choice for \mathcal{F} is the *Borel σ -algebra* \mathcal{B} . This is the smallest¹ σ -algebra that contains all open (and thus all closed) subsets of \mathbb{R}^d . The elements of \mathcal{B} are called *Borel sets*. Loosely speaking, any subset of \mathbb{R}^d that can be constructed explicitly (without e.g. invoking the axiom of choice) is a Borel set. A special class of probability measures on $(\mathbb{R}^d, \mathcal{B})$ is the one of *absolutely continuous* probability measures. For those, there exists a Lebesgue-integrable function $p : \Omega \rightarrow \mathbb{R}_+$, called *probability density*, s.t.

$$P(A) = \int_A p(x) dx, \quad \forall A \in \mathcal{B}. \quad (\text{A.2})$$

Unlike a probability, a probability density function can take on values larger than one. Since Eq.(A.2) implies that no single point can be assigned a non-zero probability, it should be clear that not every probability measure on $(\mathbb{R}^d, \mathcal{B})$ admits a probability density function.

Functions and random variables A function between measurable spaces is called a *measurable function* if all preimages of measurable sets are measurable. This turns out to be the right notion of ‘well-behavedness’ for such functions. In fact, if the target space is $(\mathbb{R}, \mathcal{B})$, then measurability is a prerequisite for being able to define the Lebesgue integral of that function.

A measurable function on a probability space (Ω, \mathcal{F}, P) is called a *random variable*. Often the target space is $(\mathbb{R}, \mathcal{B})$ so that the random variable is of the form $X : \Omega \rightarrow \mathbb{R}$. In this case, sums and products of random variables, compositions with measurable functions as well as \inf , \sup , \liminf , \limsup again lead to random variables.

Example A.3 (Indicator functions). A simple class of random variables on a probability space (Ω, \mathcal{F}, P) is the set of *indicator functions*. For any $A \in \mathcal{F}$, the corresponding indicator function is defined as

$$\Omega \ni x \mapsto \mathbb{1}_{x \in A} := \begin{cases} 1, & x \in A \\ 0, & x \notin A \end{cases}.$$

Any random variable X induces a probability measure $\mu := P \circ X^{-1}$ on the target space². μ is called the *distribution* of X and it is common to write $X \sim \mu$ meaning that X has distribution μ . Another notational tradition is to use capital letters for random variables and lower case letters for their specific values. We will at least occasionally follow this convention.

Using the distribution of X , we can write the probability for X to lie in a measurable set B as

$$\mathbb{P}[X \in B] := P(\{a \in \Omega | X(a) \in B\}) = \mu(B). \quad (\text{A.3})$$

¹Talking about the *smallest* σ -algebra with a given property makes sense because if $\{\mathcal{F}_i\}$ is a (possibly uncountable) family of σ -algebras, then $\bigcap_i \mathcal{F}_i$ is one too.

²Here, X^{-1} should be understood as set-valued inverse. That is, for any $A \in \mathcal{F}$, $X^{-1}(A)$ means the preimage of A under X .

Similarly, for a real-valued random variable, we can express its *expectation value* as

$$\mathbb{E}[X] := \int_{\Omega} X(a) dP(a) = \int_{\mathbb{R}} x d\mu(x), \quad (\text{A.4})$$

assuming the integrals are well-defined in Lebesgue's sense. As we already see on the right hand sides of Eqs.(A.3,A.4), when dealing with random variables, the initial probability space (Ω, \mathcal{F}, P) often disappears from the stage.

If f is a measurable function and $X \sim \mu$ a random variable, then $Y := f \circ X$ is again a random variable and its distribution is given by $P \circ Y^{-1} = \mu \circ f^{-1}$. Moreover, in the real-valued case,

$$\mathbb{E}[f(X)] = \int_{\mathbb{R}} f(x) d\mu(x).$$

Elementary inequalities If X is a real-valued random variable, and $f : \mathbb{R} \rightarrow [0, \infty)$ and $A \subseteq \mathbb{R}$ both measurable, then rather obviously

$$\mathbb{E}[f(X)] \geq \mathbb{P}[X \in A] \cdot \inf\{f(x)|x \in A\}. \quad (\text{A.5})$$

By specifying the function in Eq.(A.5) to be either $f(x) = |x|$ or $f(x) = x^2$ and choosing $A = \mathbb{R} \setminus (-a, a)$ for any $a > 0$ this leads to

$$\mathbb{P}[|X| \geq a] \leq \frac{\mathbb{E}[|X|]}{a}, \quad (\text{A.6})$$

$$\mathbb{P}[|X - \mathbb{E}[X]| \geq a] \leq \frac{\mathbb{E}[(X - \mathbb{E}[X])^2]}{a^2}, \quad (\text{A.7})$$

which are referred to as *Markov's inequality* and *Chebyshev's inequality*, respectively. The enumerator on the r.h.s. of Eq.(A.7) is called the *variance* of X .

For any convex function $g : \mathbb{R} \rightarrow \mathbb{R}$, *Jensen's inequality* states that

$$\mathbb{E}[g(X)] \geq g(\mathbb{E}[X]) \quad (\text{A.8})$$

if both expectation values exist, i.e., if $\mathbb{E}[|X|], \mathbb{E}[|g(X)|] < \infty$. If g is concave, the inequality in Eq.(A.8) is reversed.

Conditional probabilities If $A, B \in \mathcal{F}$ are events in a probability space (Ω, \mathcal{F}, P) , then the *conditional probability* of A given B is defined as

$$P(A|B) := \frac{P(A \cap B)}{P(B)} \quad (\text{A.9})$$

if $P(B) > 0$. This can be interpreted as the probability that A occurs when only taking into account those cases in which B occurs. This implies, in particular, that for fixed B the map $A \mapsto P(A|B)$ defines a probability measure on (Ω, \mathcal{F}) . This is not true if we instead fix A and regard B as a variable. In particular, $P(A|B) \neq P(B|A)$ in general. However, if we apply the definition of

the conditional probability twice, we obtain *Bayes' theorem*, which relates the two via

$$P(A|B) = \frac{P(B|A) P(A)}{P(B)}. \quad (\text{A.10})$$

Independence Two events A, B defined on the same probability space are said to be *independent* if $P(A \cap B) = P(A)P(B)$ and therefore $P(A|B) = P(A)$.

If $(\Omega_i, \mathcal{F}_i, P_i)$, $i \in \{1, 2\}$ are two probability spaces, $\Omega := \Omega_1 \times \Omega_2$ and \mathcal{F} is the smallest σ -algebra on Ω that contains all sets of the form $A_1 \times A_2$ with $A_i \in \mathcal{F}_i$, then there exists a unique probability measure P on (Ω, \mathcal{F}) for which

$$P(A_1 \times A_2) = P_1(A_1)P_2(A_2) \quad \forall A_i \in \mathcal{F}_i. \quad (\text{A.11})$$

P is called the *product measure* and one writes $P = P_1 \times P_2$. W.r.t. this product measure, the events $A_1 \times \Omega_2$ and $\Omega_1 \times A_2$, which one may dare to identify with A_1, A_2 , are independent.

Two real-valued random variables $X_i \sim \mu_i$, $i \in \{1, 2\}$ defined on the same probability space are called *independent* if

$$\mathbb{P}[X_1 \in B_1 \wedge X_2 \in B_2] = \mathbb{P}[X_1 \in B_1] \mathbb{P}[X_2 \in B_2] \quad \forall B_i \in \mathcal{B}. \quad (\text{A.12})$$

This holds iff the probability measure induced by the random variable (X_1, X_2) on $(\mathbb{R}^2, \mathcal{B})$ is equal to the product measure $\mu_1 \times \mu_2$. Moreover, two events are independent iff their indicator functions are independent random variables.

If two (or more) random variables are independent and have the same distribution, they are said to be *i.i.d.*, meaning *independent and identically distributed*.

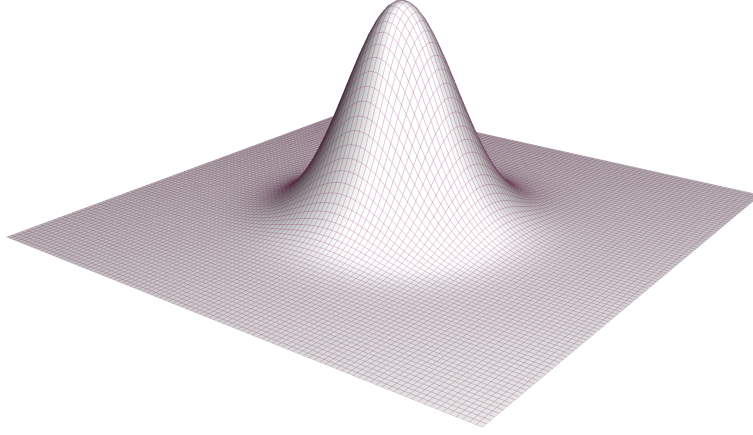
Law of large numbers The *law of large numbers* formalizes that in a statistical experiment the average of a large number of trials converges to the expectation value. More formally, if X_1, X_2, \dots is a sequence of i.i.d. real-valued random variables that satisfy $\mathbb{E}[|X_i|] < \infty$, then the average $\bar{X}_n := \frac{1}{n} \sum_{i=1}^n X_i$ satisfies that for any $\delta > 0$

$$\lim_{n \rightarrow \infty} \mathbb{P}[|\bar{X}_n - \mathbb{E}[X_i]| \geq \delta] = 0. \quad (\text{A.13})$$

Eq.(A.13) is known as the *weak law of large numbers*. The type of convergence of \bar{X}_n that is expressed in the weak law is called *convergence in probability*. A stronger notion of convergence of a sequence of random variables is *almost sure convergence*. That this still holds under the same assumptions is the content of the *strong law of large numbers*. According to the strong law

$$\mathbb{P}\left[\lim_{n \rightarrow \infty} \bar{X}_n = \mathbb{E}[X_i]\right] := P\left(a \in \Omega \mid \lim_{n \rightarrow \infty} \bar{X}_n(a) = \mathbb{E}[X_i]\right) = 1 \quad (\text{A.14})$$

if (Ω, \mathcal{F}, P) is the underlying probability space.



Gaussian distributions A real-valued random variable X is *Gaussian*, or synonymously *normally distributed*, and we write $X \sim \mathcal{N}(\mu, \sigma^2)$, with mean $\mu \in \mathbb{R}$ and variance σ^2 if it is governed by a probability density of the form

$$p(x) = \frac{1}{\sigma\sqrt{2\pi}} \exp -\frac{(x - \mu)^2}{2\sigma^2} \quad \text{for } \sigma > 0, \quad (\text{A.15})$$

or concentrated at the point μ in the case $\sigma = 0$.

An \mathbb{R}^d -valued random vector X is called *Gaussian* if there is a vector $\mu \in \mathbb{R}^d$, a linear map $L : \mathbb{R}^d \rightarrow \mathbb{R}^d$ and a random vector $Y \in \mathbb{R}^d$ with i.i.d. components $Y_i \sim \mathcal{N}(0, 1)$ such that $X = \mu + LY$. In this case, we write $X \sim \mathcal{N}(\mu, \Gamma)$, where again μ is the *mean* and $\Gamma := LL^T$ is the *covariance matrix*. As their names suggest, these satisfy $\mu_i = \mathbb{E}[X_i]$ and

$$\Gamma_{ij} = \mathbb{E}[(X_i - \mathbb{E}[X_i])(X_j - \mathbb{E}[X_j])]. \quad (\text{A.16})$$

For $i \neq j$, the quantity $\rho_{ij} := \Gamma_{ij}/\sqrt{\Gamma_{ii}\Gamma_{jj}}$ is called the *correlation* between X_i and X_j . It is well-defined whenever the variances Γ_{ii}, Γ_{jj} are non-zero. Moreover, it is contained in the interval $[-1, 1]$, which follows from the fact that Γ is necessarily positive semidefinite. If L is invertible and thus $\Gamma > 0$, the distribution is *non-degenerate* and there is again a probability density

$$p(x) = (\det(\Gamma)(2\pi)^d)^{-\frac{1}{2}} \exp -\frac{1}{2}(x - \mu)^T \Gamma^{-1}(x - \mu). \quad (\text{A.17})$$

That X depends on L only through Γ reflects the fact that Y is invariant under orthogonal transformations. Other useful properties of the set of Gaussian distributions are that the set is closed under affine transformations as well as under taking sums, cartesian products and marginals. Moreover, the conditional distribution of a Gaussian remains Gaussian. More precisely, if $(X, Y) \in \mathbb{R}^{d_1} \times \mathbb{R}^{d_2}$ is Gaussian with

$$\begin{pmatrix} X \\ Y \end{pmatrix} \sim \mathcal{N} \left(\begin{pmatrix} \mu_x \\ \mu_y \end{pmatrix}, \begin{pmatrix} A & C \\ C^T & B \end{pmatrix} \right) \quad (\text{A.18})$$

and A is invertible, then the conditional distribution of Y given that X takes on the value x is of the form

$$\begin{aligned} Y|X &\sim \mathcal{N}(\mu, \Gamma) \quad \text{where} \\ \mu &:= \mu_y + C^T A^{-1}(x - \mu_x), \\ \Gamma &:= B - C^T A^{-1}C. \end{aligned} \tag{A.19}$$

Bibliography

- [AB99] Martin Anthony and Peter L. Bartlett. *Neural Network Learning: Theoretical Foundations*. Cambridge University Press, 1999.
- [AGGR11] D. Anguita, L. Ghelardoni, A. Ghio, and S. Ridella. Test error bounds for classifiers: A survey of old and new results. In *2011 IEEE Symposium on Foundations of Computational Intelligence (FOCI)*, pages 80–87, 2011.
- [APHST07] Amiran Ambroladze, Emilio Parrado-Hernández, and John Shawe-Taylor. Complexity of pattern classes and the Lipschitz property. *Theor. Comput. Sci.*, 382(3):232–246, 2007.
- [Bau88] Eric B. Baum. On the capabilities of multilayer perceptrons. *Journal of Complexity*, 4(3):193–215, 1988.
- [BB96] Ralph P. Boas and Harold P. Boas. *A Primer of Real Functions*. Cambridge University Press, 1996.
- [BBM05] Peter L. Bartlett, Olivier Bousquet, and Shahar Mendelson. Local Rademacher complexities. *The Annals of Statistics*, 33(4):1497 – 1537, 2005.
- [BCH10] Tiago Branco, Beverley A Clark, and Michael Häusser. Dendritic discrimination of temporal input sequences in cortical neurons. *Science*, 329(5999):1671–1675, August 2010.
- [BDCBHL95] Shai Ben-David, N. Cesa-Bianchi, D. Haussler, and P. Long. Characterization of learnability for classes of n-valued functions. *J. Comput. Syst. Sci.*, 50:74–86, 1995.
- [BDL98] Shai Ben-David and Michael Lindenbaum. Localization vs. Identification of Semi-Algebraic Sets. *Mach. Learn.*, 32:207–224, 1998.
- [BEHW89] Anselm Blumer, Andrzej Ehrenfeucht, David Haussler, and Manfred K. Warmuth. Learnability and the Vapnik-Chervonenkis dimension. *J. ACM*, 36(4):929–965, 1989.

- [BGV92] Bernhard E. Boser, Isabelle M. Guyon, and Vladimir N. Vapnik. A training algorithm for optimal margin classifiers. In *Proceedings of the Fifth Annual Workshop on Computational Learning Theory*, COLT '92, page 144–152, New York, NY, USA, 1992. Association for Computing Machinery.
- [BH89] Eric B. Baum and David Haussler. What Size Net Gives Valid Generalization? *Neural Comput.*, 1(1):151–160, 1989.
- [BKZ19] Olivier Bousquet, Yegor Klochkov, and Nikita Zhivotovskiy. Sharper bounds for uniformly stable algorithms, 2019.
- [BLW96] P.L. Bartlett, P.M. Long, and R.C. Williamson. Fat-shattering and the learnability of real-valued functions. *J. Comput. Syst. Sci.*, 52(3):434–452, 1996.
- [BM02] Peter L. Bartlett and Shahar Mendelson. Rademacher and gaussian complexities: Risk bounds and structural results. *J. Mach. Learn. Res.*, 3:463–482, 2002.
- [BMM98] Peter L Bartlett, Vitaly Maiorov, and Ron Meir. Almost Linear VC-Dimension Bounds for Piecewise Polynomial Networks. *Neural Comput.*, 10(8):2159–2173, 1998.
- [Bre96] Leo Breiman. Bagging predictors. *Machine Learning*, 24(2):123–140, 1996.
- [Bre97] Leo Breiman. Technical report 486: Arcing the edge. Technical report, Statistics Department University of California, Berkeley, 1997.
- [Bre01] Leo Breiman. Random forests. *Machine Learning*, 45(1):5–32, 2001.
- [BW07] Rabindra Nath Bhattacharya and Edward C Waymire. *A basic course in probability theory*, volume 69. Springer, 2007.
- [Cov65] Thomas M. Cover. Geometrical and statistical properties of systems of linear inequalities with applications in pattern recognition. *Electronic Computers, IEEE Transactions on*, EC-14(3):326–334, 1965.
- [CP34] C. J. Clopper and E. S. Pearson. The use of confidence or fiducial limits illustrated in the case of the binomial. *Biometrika*, 26(4):404–413, 1934.
- [Cyb89] G. Cybenko. Approximation by superpositions of a sigmoidal function. *Mathematics of Control, Signals, and Systems (MCSS)*, 2:303–314, 1989.

- [Des14] Christian J.J. Despres. The Vapnik-Chervonenkis dimension of cubes in R^d . *arXiv:1412.6612v3*, 2014.
- [DHM89] Ronald A. DeVore, Ralph Howard, and Charles Micchelli. Optimal nonlinear approximation. *manuscripta mathematica*, 63(4):469–478, 1989.
- [DR14] Cynthia Dwork and Aaron Roth. The algorithmic foundations of differential privacy. *Found. Trends Theor. Comput. Sci.*, 9(3–4):211–407, August 2014.
- [DSBDSS] Amit Daniely, Sivan Sabato, Shai Ben-David, and Shai Shalev-Shwartz. Multiclass Learnability and the ERM principle.
- [Dud78] R. M. Dudley. Central Limit Theorems for Empirical Measures. *The Annals of Probability*, 6(6):899 – 929, 1978.
- [Dud79] R. M. Dudley. Balls in R^k do not cut all subsets of $k + 2$ points. *Adv. Math. (N. Y.)*, 31(3):306–308, 1979.
- [Dur10] Richard Durrett. *Probability: theory and examples*. Cambridge University Press, fourth edition, 2010.
- [EPM96] André Elisseeff and Hélène Paugam-Moisy. Size of multilayer networks for exact learning: Analytic approach. In *Proceedings of the 9th International Conference on Neural Information Processing Systems, NIPS'96*, page 162–168, Cambridge, MA, USA, 1996. MIT Press.
- [ES16] Ronen Eldan and Ohad Shamir. The power of depth for feed-forward neural networks. In Vitaly Feldman, Alexander Rakhlin, and Ohad Shamir, editors, *29th Annual Conference on Learning Theory*, volume 49 of *Proceedings of Machine Learning Research*, pages 907–940, Columbia University, New York, New York, USA, 23–26 Jun 2016. PMLR.
- [Fri01] Jerome H. Friedman. Greedy function approximation: A gradient boosting machine. *The Annals of Statistics*, 29(5):1189 – 1232, 2001.
- [FS95] Yoav Freund and Robert E. Schapire. A decision-theoretic generalization of on-line learning and an application to boosting. In *European Conference on Computational Learning Theory*, pages 23–37, 1995.
- [FS97] Y. Freund and R. Schapire. A decision-theoretic generalization of on-line learning and an application to boosting. *Journal of Computer and System Sciences*, 55(1):119–139, 1997.

- [Fun89] Ken-Ichi Funahashi. On the approximate realization of continuous mappings by neural networks. *Neural Networks*, 2(3):183–192, 1989.
- [FV19] Vitaly Feldman and Jan Vondrak. High probability generalization bounds for uniformly stable algorithms with nearly optimal rate. In Alina Beygelzimer and Daniel Hsu, editors, *Proceedings of the Thirty-Second Conference on Learning Theory*, volume 99 of *Proceedings of Machine Learning Research*, pages 1270–1279, Phoenix, USA, 25–28 Jun 2019. PMLR.
- [GJ95] Paul W Goldberg and Mark R Jerrum. Bounding the Vapnik-Chervonenkis dimension of concept classes parameterized by real numbers. *Mach. Learn.*, 18(2):131–148, 1995.
- [GRK20] Ingo Gühring, Mones Raslan, and Gitta Kutyniok. Expressivity of deep neural networks. *arXiv: 2007.04759*, 2020.
- [GZF⁺20] Albert Gidon, Timothy Adam Zolnik, Pawel Fidzinski, Felix Bolduan, Athanasia Papoutsis, Panayiota Poirazi, Martin Holtkamp, Imre Vida, and Matthew Evan Larkum. Dendritic action potentials and computation in human layer 2/3 cortical neurons. *Science*, 367(6473):83–87, January 2020.
- [Han16] Steve Hanneke. The Optimal Sample Complexity of PAC Learning. *Journal of Machine Learning Research*, 17(38):1–15, 2016.
- [HH94] Bill G. Horne and Don R. Hush. On the node complexity of neural networks. *Neural Networks*, 7(9):1413–1426, 1994.
- [HLM] Nick Harvey, Chris Liaw, and Abbas Mehrabian. Nearly-tight VC-dimension bounds for piecewise linear neural networks.
- [Hoe63] W. Hoeffding. Probability inequalities for sums of bounded random variables. *J. Am. Stat. Assoc.*, 58(301):13–30, 1963.
- [HS90] L.K. Hansen and Peter Salamon. Neural network ensembles. *Pattern Analysis and Machine Intelligence, IEEE Transactions on*, 12:993 – 1001, 11 1990.
- [HSW89] Kurt Hornik, Maxwell Stinchcombe, and Halbert White. Multilayer feedforward networks are universal approximators. *Neural Networks*, 2(5):359–366, 1989.
- [Hum39] David Hume. *A Treatise of Human Nature*. London, 1739.
- [JP04] Jean Jacod and Philip Protter. *Probability Essentials*. Springer Berlin / Heidelberg, 2 edition, 2004.
- [Kho91] A.G. Khovanski. *Fewnomials*. Amer. Math. Soc., 1991.

- [KM97] Marek Karpinski and Angus Macintyre. Polynomial Bounds for VC Dimension of Sigmoidal and General Pfaffian Neural Networks. *J. Comput. Syst. Sci.*, 54(1):169–176, 1997.
- [KP00] Vladimir Koltchinskii and Dmitriy Panchenko. Rademacher processes and bounding the risk of function learning. In Evarist Giné, David M. Mason, and Jon A. Wellner, editors, *High Dimensional Probability II*, pages 443–457, Boston, MA, 2000. Birkhäuser Boston.
- [KP19] Aryeh Kontorovich and Iosif Pinelis. Exact lower bounds for the agnostic probably-approximately-correct (PAC) machine learning model. *The Annals of Statistics*, 47(5):2822 – 2854, 2019.
- [KS97] Pascal Koiran and Eduardo D Sontag. Neural Networks with Quadratic VC Dimension. *J. Comput. Syst. Sci.*, 54(1):190–198, 1997.
- [KSJ⁺13] Eric R. Kandel, James H. Schwartz, Thomas M. Jessell, Steven A. Siegelbaum, and A.J. Huspeth, editors. *Principles of Neural Science*. McGraw-Hill, New York, fifth edition, 2013.
- [KV89] M. Kearns and L. G. Valiant. Cryptographic limitations on learning Boolean formulae and finite automata. In *Proc. of the 21st Symposium on Theory of Computing*, pages 433–444. ACM Press, New York, NY, 1989.
- [Lan05] J. Langford. Tutorial on practical prediction theory for classification. *Journal of Machine Learning Research*, 6:273–306, 2005.
- [Leg05] A.M. Legendre. *Nouvelles méthodes pour la détermination des orbites des comètes*. Nineteenth Century Collections Online (NCCO): Science, Technology, and Medicine: 1780-1925. F. Didot, 1805.
- [LLPS93] Moshe Leshno, Vladimir Ya. Lin, Allan Pinkus, and Shimon Schocken. Multilayer feedforward networks with a nonpolynomial activation function can approximate any function. *Neural Networks*, 6:861–867, 1993.
- [Maa94] W G Maass. Neural networks with superlinear {VC} dimension. *Neural Comput.*, 6:877–884, 1994.
- [Mas00] Pascal Massart. Some applications of concentration inequalities to statistics. *Annales de la Faculté des sciences de Toulouse : Mathématiques*, Ser. 6, 9(2):245–303, 2000.
- [MBBF99] Llew Mason, Jonathan Baxter, Peter L. Bartlett, and Marcus R. Frean. Boosting algorithms as gradient descent. In Sara A. Solla, Todd K. Leen, and Klaus-Robert Müller, editors, *NIPS*, pages 512–518. The MIT Press, 1999.

- [McD89] Colin McDiarmid. On the method of bounded differences, 1989.
- [Mha96] H. N. Mhaskar. Neural networks for optimal approximation of smooth and analytic functions. *Neural Computation*, 8:164–177, 1996.
- [MP43] Warren Mcculloch and Walter Pitts. A logical calculus of ideas immanent in nervous activity. *Bulletin of Mathematical Biophysics*, 5:127–147, 1943.
- [MP69] Marvin Minsky and Seymour Papert. *Perceptrons: An Introduction to Computational Geometry*. MIT Press, Cambridge, MA, USA, 1969.
- [MP99] Vitaly Maiorov and Allan Pinkus. Lower bounds for approximation by mlp neural networks. *Neurocomputing*, 25(1):81–91, 1999.
- [MY16] Shay Moran and Amir Yehudayoff. Sample compression schemes for vc classes. *J. ACM*, 63(3), June 2016.
- [NMM08] Pramod L. Narasimha, Michael T. Manry, and Francisco Maldonado. Upper bound on pattern storage in feedforward networks. *Neurocomputing*, 71(16):3612–3616, 2008. Advances in Neural Information Processing (ICONIP 2006) / Brazilian Symposium on Neural Networks (SBRN 2006).
- [Ove23] A survey on over-the-air computation. *IEEE Communications Surveys & Tutorials*, pages 1–1, 2023.
- [Pin99] Allan Pinkus. Approximation theory of the MLP model in neural networks. *Acta Numer.*, 8:143, 1999.
- [Pis89] G. Pisier. *The Volume of Convex Bodies and Banach Space Geometry*. Cambridge Tracts in Mathematics. Cambridge University Press, 1989.
- [PS16] Xingyuan Pan and Vivek Srikumar. Expressiveness of rectifier networks. In Maria Florina Balcan and Kilian Q. Weinberger, editors, *Proceedings of The 33rd International Conference on Machine Learning*, volume 48 of *Proceedings of Machine Learning Research*, pages 2427–2435, New York, USA, 2016.
- [Ras38] Nicolas Rashevsky. *Mathematical biophysics : physicomathematical foundations of biology*. University of Chicago Press, Chicago, 1938.
- [Ros58] F. Rosenblatt. The perceptron: A probabilistic model for information storage and organization in the brain. *Psychological Review*, 65(6):386–408, 1958.

- [Ros61] Frank Rosenblatt. *Principles of Neurodynamics. Perceptrons and the Theory of Brain Mechanisms*. Defense Technical Information Center, Cornell Aeronautical Lab Inc., Buffalo NY, 1961.
- [Sak98] A. Sakurai. Tight bounds for the VC-dimension of piecewise polynomial networks. *Adv. Neural Inf. Process. Syst.*, 11:323–329, 1998.
- [Sau72] N. Sauer. On the density of families of sets. *Journal of Combinatorial Theory, Series A*, 13(1):145–147, 1972.
- [Sch90] Robert E. Schapire. The strength of weak learnability. *Machine Learning*, 5(2):197–227, 1990.
- [Sch18] Philipp Scholl. Storage capacity of feedforward neural networks. Master’s thesis, TUM Department of Mathematics, Munich, 8 2018.
- [SF12] R. Schapire and Y. Freund. *Boosting: Foundations and Algorithms*. The MIT Press, 2012.
- [SFBL97] Robert E. Schapire, Yoav Freund, Peter Barlett, and Wee Sun Lee. Boosting the margin: A new explanation for the effectiveness of voting methods. In *Proceedings of the Fourteenth International Conference on Machine Learning, ICML ’97*, page 322–330, San Francisco, CA, USA, 1997. Morgan Kaufmann Publishers Inc.
- [SFC⁺11] Jamie Shotton, Andrew Fitzgibbon, Mat Cook, Toby Sharp, Mark Finocchio, Richard Moore, Alex Kipman, and Andrew Blake. Real-time human pose recognition in parts from single depth images. In *CVPR 2011*, pages 1297–1304, 2011.
- [SH21] Johannes Schmidt-Hieber. The kolmogorov–arnold representation theorem revisited. *Neural Networks*, 137:119–126, 2021.
- [She71] Saharon Shelah. Stability, the f.c.p., and superstability; model theoretic properties of formulas in first order theory. *Annals of Mathematical Logic*, 3(3):271–362, 1971.
- [SNA⁺17] Larry W. Swanson, Eric A. Newman, Alfonso Araque, Janet Dubinsky, Lyndel King, and Eric Himmel. *The beautiful brain : the drawings of Santiago Ramón y Cajal*. Abrams, New York, 2017.
- [Spr65] David A. Sprecher. On the structure of continuous functions of several variables. *Transactions of the American Mathematical Society*, 115:340–355, 1965.
- [SSBD14] Shai Shalev-Shwartz and Shai Ben-David. *Understanding Machine Learning - From Theory to Algorithms*. Cambridge University Press, 2014.

- [SSSS10] Shai Shalev-Shwartz, Ohad Shamir, Nathan Srebro, and Karthik Sridharan. Learnability, Stability and Uniform Convergence. *J. Mach. Learn. Res.*, 11:2635–2670, 2010.
- [Tel16] Matus Telgarsky. Benefits of depth in neural networks. In Vitaly Feldman, Alexander Rakhlin, and Ohad Shamir, editors, *29th Annual Conference on Learning Theory*, volume 49 of *Proceedings of Machine Learning Research*, pages 1517–1539, Columbia University, New York, New York, USA, 23–26 Jun 2016. PMLR.
- [TJ89] Nicole Tomczak-Jaegermann. *Banach-Mazur Distances and Finite-dimensional Operator Ideals*. Pitman monographs and surveys in pure and applied mathematics. Longman Scientific & Technical, 1989.
- [Tur50] A. M. Turing. Computing Machinery and Intelligence. *Mind*, LIX(236):433–460, 1950.
- [Val84] L. G. Valiant. A theory of the learnable. In *Proceedings of the Sixteenth Annual ACM Symposium on Theory of Computing*, STOC '84, page 436–445, New York, NY, USA, 1984. Association for Computing Machinery.
- [VC68] V. N. Vapnik and A. Ya. Chervonenkis. Uniform Convergence of Frequencies of Occurrence of Events to Their Probabilities. *Soviet Mathematics Doklady*, 9:915–918, 1968.
- [VC71] V. N. Vapnik and A. Ya. Chervonenkis. On the uniform convergence of relative frequencies of events to their probabilities. *Theory of Probability and its Applications*, 16(2):264–280, 1971.
- [VC74] V. N. Vapnik and A. Ya. Chervonenkis. *Theory of Pattern Recognition [in Russian]*. Nauka, 1974.
- [VJ01] P. Viola and M. Jones. Rapid object detection using a boosted cascade of simple features. In *Proceedings of the 2001 IEEE Computer Society Conference on Computer Vision and Pattern Recognition. CVPR 2001*, volume 1, pages I–I, 2001.
- [Vor75] S M Voronin. Theorem on the Universality of the Riemann Zeta Function. *Mathematics of the USSR-Izvestiya*, 9(3):443–453, 1975.
- [War68] Hugh E. Warren. Lower bounds for approximation by nonlinear manifolds. *Transactions of the American Mathematical Society*, 133(1):167–178, 1968.
- [WM97] David H. Wolpert and William G. Macready. No free lunch theorems for optimization. *IEEE Transactions on Evolutionary Computation*, 1(1):67–82, 1997.

- [Wol96] D. H. Wolpert. The lack of a priori distinctions between learning algorithms. *Neural Computation*, 8(7):1341–1390, 1996.
- [Yar21] Dmitry Yarotsky. Elementary superexpressive activations. *arXiv*, abs/2102.10911, 2021.
- [ZBH⁺16] Chiyuan Zhang, Samy Bengio, Moritz Hardt, Benjamin Recht, and Oriol Vinyals. Understanding deep learning requires rethinking generalization. *arxiv:1611.03530*; published in *ICLR 2017*, 2016.
- [Zho12] Zhi-Hua Zhou. *Ensemble Methods: Foundations and Algorithms*. Chapman & Hall/CRC, 1st edition, 2012.

Index

- A.I. winter, 87
- action potential, 81
- activation function, 83
 - superexpressive, 98
 - universality, 95
- AdaBoost, 72
 - empirical risk bound, 74
- agnostic PAC, 15
- architecture, 85
- axon, 80

- Bagging, 71
- base hypotheses, 72
- base learner, 70
- Bayes classifier, 7
- Bayes' theorem, 153
- Bayesian network, 86
- bias-variance trade-off, 9
- Boltzmann machine, 86
- Boolean function, 87
- Bootstrap sampling, 71
- Borel
 - σ -algebra, 151
 - set, 151

- Chebyshev's inequality, 152
- classification, 6
 - binary, 7
- Clopper-Pearson bound, 12
- concentration inequality, 11
- conditional probability, 152
- convergence
 - almost sure, 153
 - in probability, 153
- cortex, 80

- cross-validation, 11

- dendrite, 80
- depth
 - neural network, 85
- distribution
 - of a random variable, 151

- ELU, 84
- empirical risk minimization, 7
- ensemble method, 70
- ERM, 7
- error
 - approximation, 8
 - estimation, 9
 - generalization, 6
 - in-sample, 7
 - optimization, 8
 - out-of-sample, 6
 - test, 12
- expectation value, 152
- exponential loss, 76

- feedforward, 85
- fully connected, 86
- function
 - activation, 83
 - Boolean, 87
 - measurable, 151
 - ridge, 84
 - Riemann, 96
- Fundamental theorem of binary classification, 29

- generalization bound, 9

- ghost sample, 33
- Glivenko-Cantelli class, 16
- Golgi, 82
- gradient boosting, 75
- graph dimension, 30
- graphical model, 86
- gray matter, 80
- growth function, 19

- hidden layer, 85
- Hilbert
 - 13'th problem, 97
- hinge loss, 76
- Hoeffding's inequality, 15
- Hubel and Wiesel, 82
- hypothesis, 5

- independent
 - events, 153
 - random variables, 153
- indicator function, 151
- inequality
 - Chebyshev, 152
 - Hoeffding, 15
 - Jensen, 152
 - Markov, 152
 - McDiarmid, 35
- Ising model, 86

- Jensen's inequality, 152

- Kolmogorov superposition theorem, 97

- law of large numbers, 153
 - strong, 153
 - weak, 153
- learning algorithm, 5
- Lemma
 - ghost sample symmetrization, 33
 - Massart, 32
- logistic sigmoid, 83
- logit loss, 76
- loss
 - 0-1, 7
 - exponential, 76
 - function, 5
 - hinge, 76
 - logit, 76
 - quadratic, 6

- margin bound, 77
- Markov random field, 86
- Markov's inequality, 152
- Massart's Lemma, 32
- McCulloch, 86
- McDiarmid's inequality, 35
- measurable
 - space, 150
 - function, 151
 - set, 150
- measure
 - probability, 150
 - product, 153
- modulus of continuity, 93
- myelin, 80

- Natarajan dimension, 30
- Netflix prize, 70
- neural network, 84
 - architecture, 85
 - feedforward, 85
 - fully connected, 86
 - layered, 85
 - recurrent, 85
 - storage capacity, 92
 - width, 85
- neuron, 80
 - artificial, 82
 - doctrine, 82
 - pyramidal, 80
- no-free-lunch, 17

- overfitting, 10

- PAC, 13
 - agnostic, 15
- PAC
 - learnability, 30
- PAC bound
 - growth function, 19
 - Rademacher complexity, 36

- Perceptron, 82
- Pitts, 86
- Potts model, 86
- probability
 - density, 151
 - measure, 150
 - space, 150
 - conditional, 152
- product measure, 153
- Rademacher
 - complexity, 31
 - variable, 31
- Ramón y Cajal, 82
- random forest, 79
- random variable, 151
- Rashevsky, 86
- recurrent, 85
- regression, 6
 - linear, 8
 - polynomial, 8
- regression function, 6
- regularization, 11
 - Tikhonov, 11
- ReLU, 83
 - leaky, 83
- ridge function, 84
- Riemann ζ -function, 96
- risk, 6
 - Bayes, 8
 - excess, 8
- Rosenblatt, 82
- sample complexity, 30
- shattering, 21
- sigmoid, 83
- softplus, 83
- spin glass, 86
- structural risk minimization, 11
- symmetrization, 33
- synapse, 81
- test data, 11
- theorem
 - Bayes', 153
 - Kolmogorov superposition, 97
 - no-free-lunch, 17
 - Zaslavsky, 90
- training data, 5
- union bound, 150
- validation data, 11
- variance, 152
- VC
 - dichotomy, 22
 - dimension, 21
 - neural networks, 99
 - entropy, 20
- weight sharing, 91
- white matter, 80
- width, 85
- Zaslavsky, 90