



ABC

Cricket

Edited by ABC SPORT's **JIM MAXWELL**

2024/2025 SEASON GUIDE



SHOWDOWN

Australia and India to settle score across 5 epic Tests

ASHES TO ASHES

England women heading down under to resume hostilities

BIG DEAL

BBL and WBBL back on the ABC airwaves



\$10.99



MEN'S AND WOMEN'S BIG BASH PLAYERS TO WATCH | INDIAN SUPERSTAR JASPRIT BUMRAH PROFILE | THE EVOLUTION OF TOUGH AUSSIE BAT TRAVIS HEAD | MCG TO HOST WOMEN'S TEST CRICKET FOR FIRST TIME IN 76 YEARS

PLUS PLAYER PROFILES | SCHEDULE | STATS | SCORECARDS



HOT SHOT





MEMBERS
PAVILION

INS RUNS RUN IN RANGE RUNS RUNS RUN

David Warner celebrates after scoring a half-century during day four of the Third Test in the series between Australia and Pakistan at the SCG in January.

(PHOTO: Mike Owen - CA/Cricket Australia via Getty Images)



19 ALAN MCGILVRAY MEDAL

Ever since returning to the Australian Test side, veteran star Usman Khawaja has developed into arguably the best opening batsman on the planet, writes Callum Hill.

22 HEAD SPACE

Travis Head likes to make those around him laugh, and he mostly succeeds, with the exception of

the opposition, who are growing ever tired of his ultra consistency, writes Geoff Lemon.

30 FREAK OR GENIUS?

Jasprit Bumrah has become the most feared fast bowler of his era. Mystique surrounding his lethal deliveries keeps everyone, especially batsmen, guessing, writes Bharat Sundaresan.



38 BACK ON THE BIG STAGE

It has been 76 years since our national women's cricket team played a Test match at the MCG, but finally the drought will be broken this summer, writes Brittany Carter.

46 THE EMERALD AUSSIE STAR

Ireland's player of the decade shocked fans

REGULARS

- 6 WELCOME FROM JIM MAXWELL
- 8 SEASON FIXTURES
- 16 ABC SPORT CRICKET COVERAGE
- 18 PLAYING THE FIELD STATISTICS
- 76 PLAYER PROFILES
- 104 SCORECARDS
- 116 STUMPS COLUMN



when she switched allegiances. Kim Garth experienced a long and windy path towards her donning the green and gold, writes ABC SPORT's Brittany Carter.

54 THE INTERVIEW: DARREN LEHMANN

The latest addition to the ABC SPORT cricket commentary team shares his thoughts on being on the other side

of cricket broadcasting, and also discusses the highlights of his coaching and playing career, including his underrated role at the 1999 World Cup. Interview conducted by Matt Cleary.

62 PLAYER WATCH: BIG BASH

The BBL and WBBL leagues are fast approaching. We

present a collection of players to keep your eyes out for over the coming months. Compiled by Callum Hill.

70 MEMORIES OF LAST SUMMER

Getty Images' best photographers were on hand to capture the most thrilling moments of a blockbuster 2023-24 Australian international season.

ABC

Editor-in-Chief:
Jim Maxwell

**Magazines Manager,
ABC Commercial:**
Jenni Powell

**Head Publishing
& Licensing, ABC
Commercial:**
Lisa Hunter

nextmedia

Editor: James Smith

Art Director: Oliver Barles

Advertising Sales
sales-sport@nextmedia.com.au

**Production & Digital
Services:**
Jonathan Bishop

Production Manager:
Peter Ryman

Publishing Director:
Daniel Findlay

Publishing Consultant:
Carole Jones

Managing Director:
Arek Widawski

ABC Cricket magazine is published by Nextmedia Pty Limited. © Australian Broadcasting Corporation. All rights reserved. The magazine is published under licence from the Australian Broadcasting Corporation 'ABC' and the 'Wave' trademarks are used under licence from the ABC.

Nextmedia
L8, 205 Pacific Hwy, St Leonards NSW 2065. Reproduction in whole or part is prohibited without permission of nextmedia Pty Ltd. Liability howsoever as a result of use or reliance upon advice, representation, statement, opinion or conclusion expressed in ABC Cricket is expressly disclaimed by nextmedia. The opinions and views contained in this publication are not necessarily the views of the publisher.
ISSN 1448-7624

WELCOME TO ABC CRICKET MAGAZINE

The historic definition of an Indian Summer is autumnal, referring to a renewed period of life at the end of an era. That maybe so this summer because a number of the players are in twilight, beckoning refreshment if not replacement. Five Tests in seven weeks will also challenge fitness and durability. The missile men could stumble, unless the contests are bowler benefits. Unlikely. This Indian summer should continue to excite legitimately, ageism included. The expression was redefined by India's prior successes, winning twice so impressively away from home.

Wherever India play, their fans follow. Combine the Indian diaspora down under with an affluent, mobile middle class. Naan bread will be as popular as pies and chips. The question lingers: who will clutch the Border-Gavaskar Trophy?

An impartial observer, even a partial one, will crave the contest, whatever the outcome. Arguably the two best Test teams of the day show off attractive batting and strike bowlers aplenty. It is a data fest Test best. An amazing accumulation of 50,000 runs and 2600 wickets on parade. Including the Pant effect. A remarkable recovery from a near-fatal road accident has already shown off a slimmer, fitter, undiminished cricketer who can change the game in an hour of brilliance.

Yes the pace and bounce of Australia's quick attack, supported by Lyon's off spin nous, can prevail. Conversely, Australia's batting looks spasmodic, with Travis Head's slaughtering skill crucial to momentum. Will he open with Khawaja? Can Green and Marsh bowl? Who is the next debutant? Lots of expectation for this resilient team, so capably led by Pat Cummins. The punditry relishes speculation and like you and me, will be absorbed by the parade.

Read on for more analysis of the season.



Join the Grandstand Cricket team on ABC Radio, ABC SPORT digital radio and the ABC listen app.

A women's Ashes Test at the MCG in January is another reminder of how much the Australian team has contributed to cricket's spectacle and given women the incentive to play. The international appeal of women's cricket is a revelation, adding flavour to a game that was male dominant since women inspired round arm bowling in the 19th Century.

And ABC coverage of BBL action is alive again, as the white ball phenomenon romps into your evenings alongside WBBL.

This magazine began life as a guide to the broadcasts in the 1930s. Test matches and Sheffield Shield were the only attraction, other than a visit to your club ground, sixpence to gain admission and watch the star players. In the 1960s, Grade cricket appeared on ABC TV occasionally; Norman O'Neill and Brian Booth for St George. Comparatively, we are overwhelmed with choices today. Alas, pay per view has entered the room, and Your ABC provides the only untainted free to air coverage; remember, most quality cricket is on your radio, or device.

The relationship with the BBC's Test Match Special is important and the ABC partnership will sustain your interest.

I am looking forward to my 52nd season on the wireless and hope that you enjoy the sound of summer.

Best wishes.

Jim Maxwell AM
Editor-in-Chief, ABC Cricket
@jimmaxcricket



Rishabh Pant's
return is truly
inspiring.

Take your game to a new level



Introducing
PITCH IT UP
CRICKET TRAINING AID
& TRIPOD

Available at leading cricket retailers &
www.pitchitup.com.au



SCAN ME

**PITCH
IT UP**

2024-25 SEASON SCHEDULE

AUSTRALIA VS PAKISTAN MEN'S ODI

GAME	DATE	GROUND
First ODI	Nov 4	MCG, VIC (D/N)
Second ODI	Nov 8	Adelaide Oval, SA (D/N)
Third ODI	Nov 10	Perth Stadium, WA (D/N)

AUSTRALIA VS PAKISTAN MEN'S T20I

GAME	DATE	GROUND
First T20I	Nov 14	The Gabba, QLD (N)
Second T20I	Nov 16	SCG, NSW (N)
Third T20I	Nov 18	Bellerive Oval, TAS (N)

AUSTRALIA VS INDIA MEN'S TESTS

GAME	DATE	GROUND
First Test	Nov 22-26	Perth Stadium, WA
Second Test	Dec 6-10	Adelaide Oval, SA (D/N)
Third Test	Dec 14-18	The Gabba, QLD
Fourth Test	Dec 26-30	MCG, VIC
Fifth Test	Jan 3-7	SCG, NSW

AUSTRALIA VS INDIA WOMEN'S ODI

GAME	DATE	GROUND
First ODI	Dec 5	Allan Border Field, QLD (D/N)
Second ODI	Dec 8	Allan Border Field, QLD (D)
Third ODI	Dec 11	WACA Ground, WA (D/N)

AUSTRALIA VS ENGLAND WOMEN'S ASHES ODI

GAME	DATE	GROUND
First ODI	Jan 12	North Sydney Oval, NSW (D)
Second ODI	Jan 14	Junction Oval, VIC (D)
Third ODI	Jan 17	Bellerive Oval, TAS (D)

AUSTRALIA VS ENGLAND WOMEN'S ASHES T20I

GAME	DATE	GROUND
First T20I	Jan 20	SCG, NSW (N)
Second T20I	Jan 23	Manuka Oval, ACT (N)
Third T20I	Jan 25	Adelaide Oval, SA (N)

AUSTRALIA VS ENGLAND WOMEN'S ASHES TEST

GAME	DATE	GROUND
First Test	Jan 30-Feb 2	MCG, VIC (D/N)



Moran Cricket Collectibles

Serving cricket collectors since 1989



Dealing in:

- ❖ Books & periodicals
- ❖ Wisdens
- ❖ Cigarette & trade cards
- ❖ Postcards & badges
- ❖ Ceramics
- ❖ Autographed items
- ❖ Assorted cricketena
- ❖ Catalogues issued

PO Box 226, Gunnedah NSW 2380

Phone: (02) 6742 7022

Email: tony@morancricket.com

MORANCRICKET.COM

FIXTURES

2024-25 SHEFFIELD SHIELD (REMAINING MATCHES AT TIME OF PRINT)

DATE	HOME	AWAY	GROUND
Nov 1	NSW	QLD	Cricket Central, NSW
Nov 1	TAS	WA	Bellerive Oval, TAS
Nov 1	SA	VIC	Adelaide Oval, SA
Nov 14	SA	NSW	Karen Rolton Oval, SA
Nov 15	VIC	WA	Junction Oval, VIC
Nov 15	QLD	TAS	Allan Border Field, QLD
Nov 23	SA	WA	Adelaide Oval, SA
Nov 24	NSW	TAS	SCG, NSW
Nov 24	QLD	VIC	The Gabba, QLD
Dec 6	NSW	WA	SCG, NSW
Dec 6	VIC	QLD	MCG, VIC
Dec 6	TAS	SA	Bellerive Oval, TAS
Feb 8	TAS	VIC	Bellerive Oval, TAS
Feb 8	QLD	NSW	The Gabba, QLD
Feb 8	WA	SA	WACA Ground, WA
Feb 18	NSW	VIC	SCG, NSW
Feb 18	QLD	WA	The Gabba, QLD
Feb 18	SA	TAS	Adelaide Oval, SA
Mar 6	VIC	SA	TBC
Mar 6	TAS	QLD	Bellerive Oval, TAS
Mar 6	WA	NSW	WACA Ground, WA
Mar 15	TAS	NSW	Bellerive Oval, TAS

DATE	HOME	AWAY	GROUND
Mar 15	SA	QLD	Karen Rolton Oval, SA
Mar 15	WA	VIC	WACA Ground, WA

FINALS | MAR 26 | MATCHES TBC

MEN'S ONE DAY CUP (REMAINING MATCHES AT TIME OF PRINT)

DATE	HOME	AWAY	GROUND
Oct 25	VIC	NSW	Junction Oval, VIC
Oct 25	QLD	SA	Allan Border Field, QLD
Oct 25	WA	TAS	WACA Ground, WA
Nov 6	SA	VIC	Karen Rolton Oval, SA
Nov 12	SA	NSW	Adelaide Oval, SA
Nov 13	VIC	WA	MCG, VIC
Dec 3	TAS	QLD	Bellerive Oval, TAS
Feb 5	TAS	NSW	Bellerive Oval, TAS
Feb 13	QLD	NSW	Allan Border Field, QLD
Feb 13	WA	SA	WACA Ground, WA
Feb 13	TAS	VIC	Bellerive Oval, TAS
Feb 23	NSW	VIC	Cricket Central, NSW
Feb 23	SA	TAS	Adelaide Oval, SA
Feb 23	QLD	WA	The Gabba, QLD

FINAL | MAR 1 | MATCH TBC





WOMEN'S NATIONAL CRICKET LEAGUE (REMAINING MATCHES AT TIME OF PRINT)

DATE	HOME	AWAY	GROUND
Dec 14	Tasmanian Tigers	NSW Breakers	Bellerive Oval, TAS
Dec 16	Tasmanian Tigers	NSW Breakers	Bellerive Oval, TAS
Dec 18	Victoria	SA Scorpions	Junction Oval, Vic
Dec 20	ACT Meteors	Queensland Fire	Phillip Oval, ACT
Dec 20	Victoria	SA Scorpions	Junction Oval, Vic
Dec 22	ACT Meteors	Queensland Fire	Phillip Oval, ACT
Jan 12	ACT Meteors	Victoria	Phillip Oval, ACT
Jan 12	Queensland Fire	Tasmanian Tigers	Allan Border Field, QLD
Jan 12	Western Australia	NSW Breakers	WACA Ground, WA
Jan 14	ACT Meteors	Victoria	Phillip Oval, ACT
Jan 14	Queensland Fire	Tasmanian Tigers	Allan Border Field, QLD
Jan 14	Western Australia	NSW Breakers	WACA Ground, WA
Jan 27	Victoria	Western Australia	Junction Oval, Vic
Jan 28	SA Scorpions	Queensland Fire	Karen Rolton Oval, SA
Jan 29	Victoria	Western Australia	Junction Oval, Vic
Jan 30	Tasmanian Tigers	ACT Meteors	Bellerive Oval, Tas

DATE	HOME	AWAY	GROUND
Jan 30	SA Scorpions	Queensland Fire	Karen Rolton Oval, SA
Feb 1	Tasmania Tigers	ACT Meteors	Bellerive Oval, Tas
Feb 5	Victoria	Queensland Fire	Junction Oval, Vic
Feb 7	NSW Breakers	SA Scorpions	Cricket Central, NSW
Feb 7	ACT Meteors	Western Australia	Phillip Oval, ACT
Feb 7	Victoria	Queensland Fire	Junction Oval, Vic
Feb 9	NSW Breakers	SA Scorpions	Cricket Central, NSW
Feb 9	ACT Meteors	Western Australia	Phillip Oval, ACT
Feb 19	NSW Breakers	ACT Meteors	Cricket Central, NSW
Feb 19	Tasmania Tigers	Victoria	Bellerive Oval, Tas
Feb 19	Western Australia	SA Scorpions	WACA Ground, WA
Feb 21	NSW Breakers	ACT Meteors	Cricket Central, NSW
Feb 21	Western Australia	SA Scorpions	WACA Ground, WA
Feb 21	Tasmanian Tigers	Victoria	Bellerive Oval, Tas

FINAL | MAR 2 | MATCH TBC




MEN'S BIG BASH LEAGUE BBL|14

DATE	HOME	AWAY	GROUND
Dec 15	Perth Scorchers	Melbourne Stars	Perth Stadium, WA
Dec 16	Sydney Sixers	Melbourne Renegades	SCG, NSW
Dec 17	Sydney Thunder	Adelaide Strikers	Manuka Oval, ACT
Dec 18	Melbourne Stars	Brisbane Heat	MCG, VIC
Dec 19	Melbourne Renegades	Hobart Hurricanes	Kardinia Park, VIC
Dec 20	Adelaide Strikers	Melbourne Stars	Adelaide Oval, SA
Dec 21	Hobart Hurricanes	Perth Scorchers	Bellerive Oval, TAS
Dec 21	Sydney Thunder	Sydney Sixers	Sydney Showground, NSW
Dec 22	Brisbane Heat	Adelaide Strikers	The Gabba, QLD
Dec 23	Melbourne Renegades	Perth Scorchers	Docklands Stadium

DATE	HOME	AWAY	GROUND
Dec 26	Sydney Sixers	Melbourne Stars	SCG, NSW
Dec 26	Perth Scorchers	Brisbane Heat	Perth Stadium, WA
Dec 27	Adelaide Strikers	Hobart Hurricanes	Adelaide Oval, SA
Dec 28	Melbourne Stars	Sydney Thunder	Manuka Oval, ACT
Dec 29	Brisbane Heat	Sydney Sixers	The Gabba, QLD
Dec 30	Sydney Thunder	Melbourne Renegades	Sydney Showground, NSW
Dec 31	Adelaide Strikers	Perth Scorchers	Adelaide Oval, SA
Jan 1	Hobart Hurricanes	Sydney Sixers	Bellerive Oval, TAS
Jan 1	Brisbane Heat	Melbourne Stars	The Gabba, QLD
Jan 2	Melbourne Renegades	Adelaide Strikers	Docklands Stadium, VIC



DATE	HOME	AWAY	GROUND
Jan 3	Sydney Sixers	Brisbane Heat	Coffs Harbour, NSW
Jan 3	Perth Scorchers	Sydney Thunder	Perth Stadium, WA
Jan 4	Melbourne Stars	Melbourne Renegades	MCG, VIC
Jan 5	Hobart Hurricanes	Adelaide Strikers	Bellerive Oval, TAS
Jan 6	Brisbane Heat	Sydney Thunder	The Gabba, QLD
Jan 7	Perth Scorchers	Melbourne Renegades	Perth Stadium, WA
Jan 8	Sydney Thunder	Hobart Hurricanes	Sydney Showground, NSW
Jan 9	Melbourne Stars	Sydney Sixers	MCG, VIC
Jan 10	Hobart Hurricanes	Sydney Thunder	Bellerive Oval, TAS
Jan 11	Sydney Sixers	Perth Scorchers	SCG, NSW

DATE	HOME	AWAY	GROUND
Jan 11	Adelaide Strikers	Brisbane Heat	Adelaide Oval, SA
Jan 12	Melbourne Renegades	Melbourne Stars	Docklands Stadium, VIC
Jan 13	Sydney Thunder	Perth Scorchers	Sydney Showground, NSW
Jan 14	Hobart Hurricanes	Melbourne Renegades	Bellerive Oval, TAS
Jan 15	Adelaide Strikers	Sydney Sixers	Adelaide Oval, SA
Jan 16	Brisbane Heat	Hobart Hurricanes	The Gabba, QLD
Jan 17	Sydney Sixers	Sydney Thunder	SCG, NSW
Jan 18	Melbourne Renegades	Brisbane Heat	Docklands Stadium, VIC
Jan 18	Perth Scorchers	Adelaide Strikers	Perth Stadium, WA
Jan 19	Melbourne Stars	Hobart Hurricanes	MCG, VIC
FINALS JAN 21, 22, 24, 27			

FIXTURES

WOMEN'S BIG BASH LEAGUE

DATE	HOME	AWAY	GROUND
Oct 27	Adelaide Strikers	Brisbane Heat	Adelaide Oval, SA
Oct 27	Melbourne Renegades	Sydney Sixers	Adelaide Oval, SA
Oct 27	Perth Scorchers	Melbourne Stars	WACA Ground, WA
Oct 28	Hobart Hurricanes	Sydney Thunder	Bellerive Oval, TAS
Oct 29	Sydney Sixers	Adelaide Strikers	North Sydney Oval, NSW
Oct 30	Brisbane Heat	Melbourne Renegades	Allan Border Field, QLD
Oct 31	Sydney Thunder	Hobart Hurricanes	North Sydney Oval, NSW
Nov 1	Adelaide Strikers	Sydney Thunder	North Sydney Oval, NSW
Nov 1	Sydney Sixers	Melbourne Stars	North Sydney Oval, NSW
Nov 2	Brisbane Heat	Hobart Hurricanes	Junction Oval, VIC

DATE	HOME	AWAY	GROUND
Nov 2	Melbourne Renegades	Perth Scorchers	Junction Oval, VIC
Nov 3	Melbourne Stars	Hobart Hurricanes	Junction Oval, VIC
Nov 3	Melbourne Renegades	Adelaide Strikers	Junction Oval, VIC
Nov 5	Perth Scorchers	Brisbane Heat	WACA Ground, WA
Nov 6	Hobart Hurricanes	Sydney Sixers	Bellerive Oval, TAS
Nov 7	Sydney Thunder	Brisbane Heat	WACA Ground, WA
Nov 7	Perth Scorchers	Melbourne Renegades	WACA Ground, WA
Nov 8	Melbourne Stars	Sydney Sixers	Junction Oval, VIC
Nov 9	Melbourne Renegades	Melbourne Stars	Junction Oval, VIC
Nov 9	Brisbane Heat	Adelaide Strikers	The Gabba, QLD





DATE	HOME	AWAY	GROUND
Nov 10	Hobart Hurricanes	Perth Scorchers	SCG, NSW
Nov 10	Sydney Sixers	Perth Scorchers	SCG, NSW
Nov 11	Adelaide Strikers	Melbourne Renegades	Karen Rolton Oval, SA
Nov 12	Sydney Thunder	Perth Scorchers	Drummoyne Oval, NSW
Nov 13	Hobart Hurricanes	Adelaide Strikers	Bellerive Oval, TAS
Nov 14	Sydney Sixers	Brisbane Heat	North Sydney Oval, NSW
Nov 15	Perth Scorchers	Sydney Thunder	MCG, VIC
Nov 15	Melbourne Stars	Melbourne Renegades	MCG, VIC
Nov 16	Adelaide Strikers	Hobart Hurricanes	Adelaide Oval, SA
Nov 17	Melbourne Stars	Brisbane Heat	Drummoyne Oval, NSW

DATE	HOME	AWAY	GROUND
Nov 17	Sydney Thunder	Sydney Sixers	Drummoyne Oval, NSW
Nov 19	Adelaide Strikers	Perth Scorchers	Karen Rolton Oval, SA
Nov 20	Sydney Thunder	Melbourne Stars	Drummoyne Oval, NSW
Nov 21	Sydney Sixers	Perth Scorchers	Bellerive Oval, TAS
Nov 21	Hobart Hurricanes	Melbourne Renegades	Bellerive Oval, TAS
Nov 22	Brisbane Heat	Melbourne Stars	Allan Border Field, QLD
Nov 23	Melbourne Renegades	Sydney Thunder	Junction Oval, VIC
Nov 23	Perth Scorchers	Hobart Hurricanes	WACA Ground, WA
Nov 24	Melbourne Stars	Adelaide Strikers	Junction Oval, VIC
Nov 24	Brisbane Heat	Sydney Sixers	Allan Border Field, QLD

FINALS | TO BE ANNOUNCED





FOLLOW EVERY BALL WITH ABC SPORT

Join Jim Maxwell and the ABC SPORT commentary team for cricket's most comprehensive coverage this summer.

ABC SPORT will once again feature cricket's best commentators in the broadcasting business.

The Voice of Summer, Jim Maxwell, will lead the team's call of each Test match, ball-by-ball and commercial-free. ABC SPORT will also broadcast all of the one-day and T20 internationals.

Coverage will feature the interviews, analysis and stories listeners have come to expect from cricket's home on the radio for 90 years.

✕ Listen to every ball on ABC Radio, ABC SPORT digital radio and the ABC listen app. Follow each Test match via ABC SPORT'S live blogs at **abc.net.au/sport**

To find your local ABC radio station, go to **reception.abc.net.au** or **radio.abc.net.au**
DAB+ Digital Radio is available in each state and territory's capital city.

ABC SPORT's live broadcasts and suite of podcasts are available via the ABC listen app. Download ABC listen at **abc.net.au/listen**



THE ABC SPORT CRICKET TEAM

The trusted voices who bring the game to life, plus the experts who break it all down.



JIM MAXWELL

The Voice of Summer, Maxwell is in his 52nd year on air calling cricket with the ABC. Having covered more than 350 Test matches over his career, Jim has been at the helm of ABC Cricket magazine for 36 years and has been behind the microphone during some of the most iconic moments in cricket.



ALISON MITCHELL

Among the most authoritative voices in the game today, Mitchell has commentated all over the world on radio and TV, including for ABC SPORT and BBC's Test Match Special.



ANDREW MOORE

Since joining the ABC in 2015, Andrew Moore has established himself as one of ABC SPORT's most versatile and leading broadcasters. Now a regular voice across all forms of cricket, his love of loud shirts in the commentary box has become a summer feature.



HARSHA BHOGLE

Dubbed "The Voice of Indian Cricket", Harsha returns to the ABC this summer to call the battle for the Border-Gavaskar Trophy. A fan-favourite with his pragmatic approach and over 30 years in broadcasting, Harsha brings his expert analysis and insights.



SUNIL GAVASKAR

One of the greatest opening batsmen of all time, with over 10,000 Test runs to his credit, Sunil Gavaskar will lend his unique perspective to the ABC's commentary team this summer.



CORBIN MIDDLEMAS

Heard on the ABC across AFL, cricket, Summer Grandstand and more, Corbin is one of the ABC's senior sports broadcasters and host of the Grandstand Cricket Podcast.



DARREN LEHMANN

The newest recruit to the cricket commentary team, "Boof" is a legend of Australian cricket and brings his extensive experience as a player and coach of the Australian team.



STUART CLARK

Stuart Clark took 94 wickets in 24 Test matches and was a pivotal fast bowling force in Ashes matches from 2006 to 2009. After key administrative roles in cricket, rugby league and softball, he has become a regular cricket commentator on radio as well as television.



GLENN McGRATH

Widely considered as Australian cricket royalty, a member of the International Cricket Council's prestigious Hall of Fame and one of the world's greatest-ever fast bowlers, Glenn McGrath once again brings his specialised knowledge of the game, vast experience and his trademark wit to the ABC's summer of cricket.



facebook.com/abcspport.au
[@abcspport.au](https://twitter.com/abcspport.au)



instagram.com/abc_sport
[@abc_sport](https://twitter.com/abc_sport)



x.com/abcspport
[@abcspport](https://twitter.com/abcspport)



abc.net.au/sport
[abccricketmag.com.au](https://abc.net.au/abccricketmag.com.au)

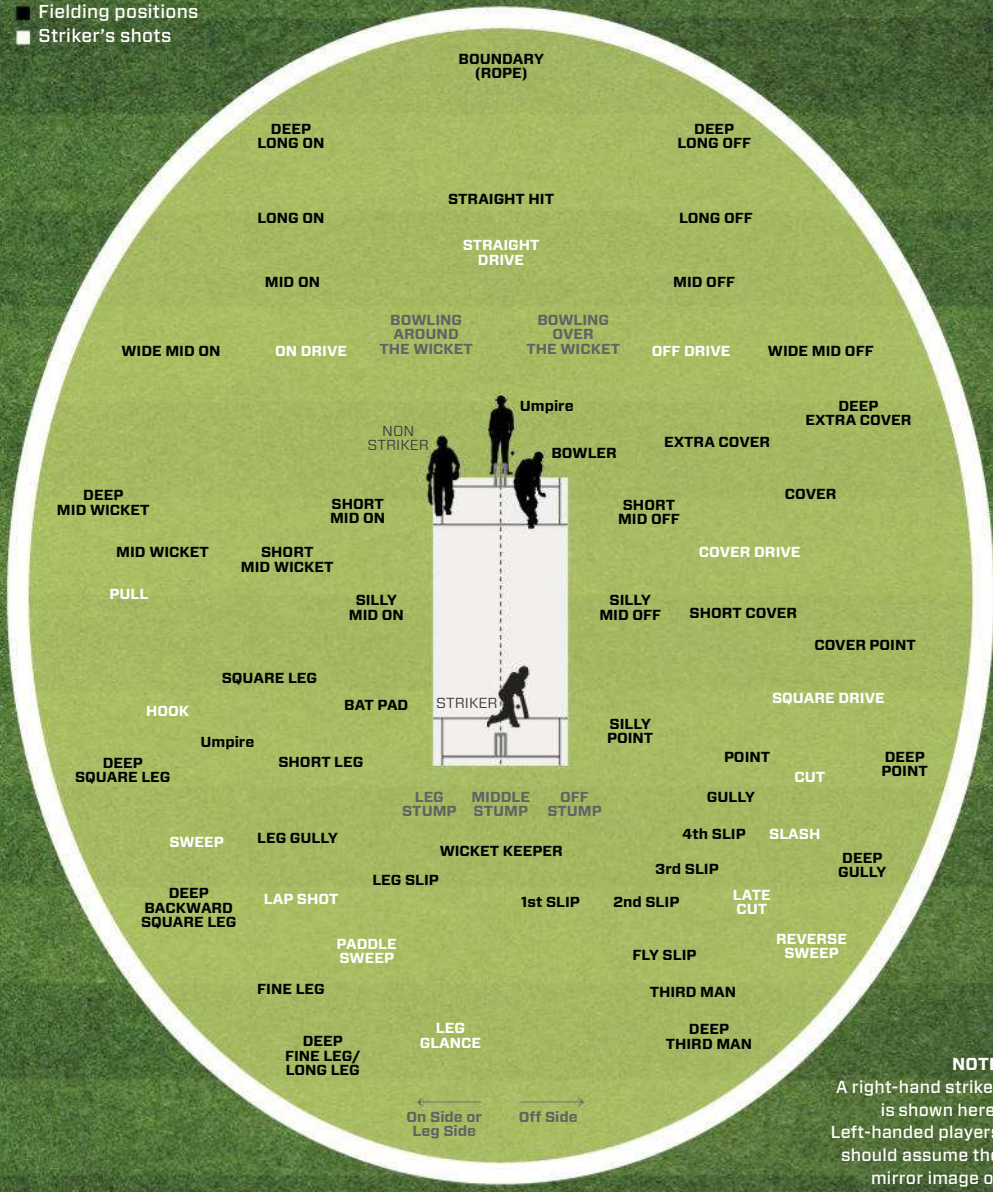
*Broadcast of matches starts approximately 30 mins before the first over.

FIELDING POSITIONS

Sightscreen

KEY

- Fielding positions
- Striker's shots



Sightscreen

NOTE

A right-hand striker is shown here. Left-handed players should assume the mirror image of all positions.

PLAYING THE FIELD

KNOW YOUR POSITIONS



BACK-TO-BACK

It wasn't long ago that Usman Khawaja's Test career seemed all but over. Ever since returning to the Australian Test side however, the 34-year-old veteran has developed into arguably the best opening batsman on the planet, writes **Callum Hill**.

Indefatigable Australian opening batsman Usman Khawaja capped off another brilliant calendar year of Test cricket by claiming his second consecutive McGilvray Medal in 2024.

The award recognises Australia's most valuable player in the longest form of the sport, as voted by the ABC SPORT commentary team. Before this year, it had been two decades since an opening batsman had claimed the award, and the New South Welshman turned Queensland hero is every chance of making it a hat trick.

The accolade is named in honour of former cricketer and legendary ABC broadcaster Alan McGilvray, who called cricket for over 50 years.

Khawaja scored 1210 runs throughout 2023, at the more than healthy average of 52.6, including three centuries, two of which stand out above the rest.

The 38-year-old has a dazzling affiliation with the Sydney Cricket Ground and an unbelievable batting record at the venue, averaging north of 100. In 2023, Khawaja peeled off an unbeaten 195 against the touring South Africans during a rain-affected New Year's Test, his highest international long-form score. It was a clinic in strokeplay – an exemplary display of Test match batting.

His 180 in testing conditions in Ahmedabad was incredible, especially considering there was always a slight



question mark around Khawaja's ability in Asia over the years. However, he entered the Border-Gavaskar Trophy series having enjoyed an exceptional outing in Pakistan the previous season. Leading into the historic series against India, Khawaja was going to be a huge piece of the puzzle if the Aussies were going to take down the Indians at home for the first time since 2004.

Khawaja averaged a tick under 48 (47.57) in the Aussies' series loss on traditionally spin-friendly wickets.

Khawaja was thrilled to receive the award for the second time at the SCG in January. "To be here for the last two years has been a blessing, an absolute dream," he said upon being presented with the McGilvray Medal.

"I have to pinch myself every time that I'm lucky enough to go out there and represent my country"






FEATURES

CONTENTS

Page 22	Travis Head Profile
Page 30	Jasprit Bumrah in focus
Page 38	Women's Ashes Preview
Page 46	Kim Garth Profile
Page 54	Darren Lehmann interview
Page 62	Big Bash Players to Watch
Page 70	2023-24 Gallery



Steve Smith and Usman Khawaja take a breather in Test camp at Adelaide Oval last summer. (PHOTO: Mark Brake/Getty Images)





HEAD SPACE

Australian batsman Travis Head likes to make those around him laugh, and he mostly succeeds, with the exception of rival fielding sets who are growing used to the new consistent warrior with the famous bushy moustache, writes **Geoff Lemon**.

When you see Travis Head doing his thing, there surely can't be a cricketer in the world right now who is more fun. Celebrating a milestone, taking off his helmet to reveal a bushy moustache, which sits somewhere on the comedy scale between 1980s teen-movie sheriff and cartoon walrus college professor. Following a good moment in the field, throwing himself into teammates with a matching marine-mammal bellow. Posing after the 2023 World Cup Final with a shiny medal and a pair of corny sunglasses ...

Even his bowling has flair, shredding off-breaks more than anyone has a right to do as a part-time operator in cricket's most innocuous art. And all of that is before we even come to his batting, the main event, shifting one way to savage a ball over leg, shifting the other to carve behind point, high risk with unrealistically high return, playing shots most would never attempt, let alone succeed at.

**IT IS A NICE
CONTRADICTION THAT THIS
BOX-OFFICE FLAIR COMES
FROM SOMEBODY HOMELY
AND APPROACHABLE.**

On debut for
Australia in 2018.



Head thwacked 152 in 148 balls, setting up a Test win for Australia in a session at Brisbane in 2021-22.



Even his bowling has flair.

In the recent one-day series in England, Head leant back to a ball from Brydon Carse which barely qualified as short, and slapped it over the Mound Stand. Over it, not into it, landing somewhere in the traffic on St John's Wood Road. At the back of the BBC commentary box, Jonathan Agnew was lost in deliberation. "I have never seen one that big at Lord's," was the eventual pronouncement from someone who has watched most of the cricket played there for 50 years.

It is a nice contradiction that this box-office flair comes from somebody homely and approachable. To his teammates, Head is a goofball, happy to make himself look silly to get a laugh. Pottering around training or media commitments, he's as easygoing as they come. He seems happiest joking quietly in the hotel bar, or an Adelaide pub on the rare occasions

he actually makes it home.

That personality does mask hard work. Becoming captain of South Australia by the age of 21 tells you plenty, and by 22 he had played both white-ball formats for Australia. Glenn Maxwell tells the story of Head's fielding needing improvement, so where many a nascent star has been happy to rest on batting laurels, Head and Maxwell made his fielding their personal project. Years later, with Head's stunning catch off Maxwell to dismiss India's captain, Rohit Sharma, to turn that World Cup Final, they came full circle.

There were a few big one-day partnerships in the early days, including a monster of 284 with David Warner. But in Tests, debuting two years later in 2018, he was again a contradiction. In a game of stacked slip cordons, Head was an off-side slasher, often with an angled bat. Against India

PROFILE

at Perth he had the rare distinction of being caught at deep third man twice in the same Test. Yet for a time he was strangely consistent: after beginning his career with a duck, his next 15 hits reached at least double figures.

The scores were useful: Steve Smith's 2019 Edgbaston miracle doesn't happen without Head's 35 and 51. He stuttered but contributed. There was a sense of a player who didn't know who he was, or who he wanted to be. Identity confusion tends to see you squeezed out, and twice he was, when Australia wanted a fifth bowling option, bringing in Mitchell Marsh and then Cameron Green.

Coming back for the Ashes of 2021/22 was when it all changed. Was the

atmosphere different, with assistant coach Andrew McDonald more prominent and Justin Langer in his last assignment as head coach taking a step back? However it happened, Head decided to play like a batter liberated. In the first Test in Brisbane, with Australia in bother at 5 for 195, he took the game on. Defying thick, cloudy skies and moisture-laden air to thwack 152 in 148 balls, he set up the game for Australia in a session.

Suddenly Head was the player indispensable – out in Sydney with Covid, not even Usman Khawaja's twin centuries could take Head's spot at number five for the fifth Test in Hobart. Khawaja had to open, while Marcus Harris went from player of the



There was a sense of a player who didn't know who he was, or wanted to be.



Fielding wasn't his strong suit, until Glenn Maxwell came along.

match two Tests earlier in Melbourne to a spot on the bench.

As it turned out, Head's Gabba century was the first of a quartet of Test masterpieces, each made with conditions against him and the seaming ball at its most dangerous. Hobart saw the next, from 4 for 83 against a pink ball. Next summer at the Gabba, when wild weather produced a wild pitch, the Test was done in two days as balls leapt and crawled. In a game where only one other player got out of the 30s, Head crashed 92 at almost a run a ball. Then came June 2023, the World Test Championship final in London, with India's pace battery making good use of another dark morning, but Head's 163 won Australia's silverware.

Before England's Test cricketers had discovered their new philosophy, Head was already living it. However he chooses to phrase his mantra, it was

fundamentally a decision to stop being afraid and to express himself fully. It worked. The subsequent turbocharge of his limited-overs game feels like it was born from his Test renewal. His Ashes recall preceded a rollicking 18 months in one-day cricket, making him the player who selectors were prepared to risk carrying injured into the 2023 World Cup, even though he would miss half the tournament with a broken hand.

Days before returning, he was still spending net sessions yanking his glove off the bat handle. Yet, having not played in weeks, he marked his comeback by railing 109 from 67 balls, joining Warner to take an obscene 175 from New Zealand's first 19 overs. He was less hectic in the final, but his counterpunches were vital. Four times he launched balls over the rope, most importantly disrupting the potential hypnosis of Kuldeep Yadav. For the second time in five months, it was a



Head century which helped take back a global cricket title from India.

That success begat an even more hyperactive version in the 2024 Indian Premier League, shellshocking teams with his onslaught; 102 off 41, 89 off 32, 89 not out off 30 - these are the kind of numbers the opener left for bewildered scorers to transcribe. Throw in three ducks in four innings late in the season, and he still finished fourth on the runs list with 567, while also nearly topping the strike rates at 191. Even in the world of T20 batting, this was taking things to a new level of cavalier.


Above all, he bats in all formats like he's having fun, searching for the next chance to score. He still looks ropey early in an innings, fumbling and edging and not quite edging, but nobody has so stark a contrast between the early wobbles and the dominance which follows. Once he's away, there's no telling where the ride will end. When it finally does end, for good this time, you suspect the first season after he gives up playing the game will find Travis Head sitting in the outer at Adelaide Oval with a pie and a beverage, chatting with a group of friends, and that he'll be just as happy there as he ever was out in the middle. ●



**THE IPL IS WHERE
TRAVIS HEAD IS HAVING
HIS LATEST LAUGH.**








FREAK OR GENIUS?

India's Jasprit Bumrah has developed into the most feared fast bowler of his era. Mystique surrounding his lethal deliveries keeps everyone guessing, as it will on these shores this summer, writes **Bharat Sundaesan**.

Is Jasprit Bumrah a fast-bowling freak or is he a fast-bowling genius? The answer probably lies somewhere in between. Or even better, that he's perhaps the perfect blend of both. A good illustration of that came very early in Bumrah's Test career. It was one of the earliest moments which established him as, let's call it, a freakish genius.

It was the Indian speedster's first Test tour of Australia in the summer of 2018-19. The four-match series was locked at 1-1 as we neared the lunch break on Day 3 of the Boxing Day Test at the Melbourne Cricket Ground. Shaun Marsh and Travis Head had just about seen off a testing spell from Bumrah after early wickets at the top of the order. One ball remained in the morning



Bumrah's capture of Shaun Marsh on Day 4 at the MCG in 2018-19 is the stuff of Indian cricket lore.

session, with Australia still trailing India's massive first innings score by nearly 350 runs.

Bumrah paused at the top of his mark, exchanged a few words with Rohit Sharma at mid-off, and produced an incredibly well-disguised slower ball from around the wicket which flummoxed Marsh to such an extent, he was left searching for the ball as it struck his pads. The left-hander had been caught dead in front of his stumps. Bumrah would return to knock over Head and three more Australians to finish with the match-winning figures of 6/33.

But it's the delivery to dismiss Marsh that's been replayed a million times since and has entered the annals of Indian cricket history as being one of the most significant ever.

For, as it transpired, it was the moment when India more or less sealed its first-ever Test series win on Australian soil, while also confirming it had indeed unearthed a special talent, someone who R Ashwin described recently as "Indian cricket's Kohinoor diamond".

Bumrah's heroics at the MCG had meant he'd sensationally finished his first 12 months as a Test cricketer with five-wicket hauls in South Africa, England and Australia.

Such was his impact on that tour Down Under that Virat Kohli, who, apart from being Bumrah's first Test captain was also at that point the best Test batter in the world, was quoted saying how Bumrah was the one bowler he didn't ever want to face.

Fast forward six years, and there are few batters in world cricket who want to

face Bumrah. Or feel comfortable doing it, anyway. The 30-year-old is after all the most feared fast bowler of his era and is back to torment Australia with his freakish genius as India looks to pull off a three-peat and extend its decade-long hold over the Border-Gavaskar Trophy.

Throughout, however, Bumrah has continued to maintain his freakish mystique. The bowling action has continued to dazzle and intrigue, even for batters who are by now used to facing him. The short and rapid gallop to the crease, the unique hyperextension of the arms, the springy wrist and the slingshot release, which results in the most singular of fast bowling concoctions. But that's

BUMRAH IS ALWAYS PLOTTING. HE IS ALWAYS THINKING. HE IS PROBABLY AMONG THE MOST CEREBRAL OF FAST BOWLERS TO HAVE EVER PLAYED THE SPORT.

where the freakishness ends. From that point on, as we've seen during his career, it's all about Bumrah's genius taking over, and how.

There is the way in which he sizes up batters and devises multiple strategies to get rid of them. Yes, there always seems to be at least half a dozen different ways the unrelenting paceman is trying to get the batter out in the space of half a dozen deliveries. If at the start of an over, it'll look like he's aiming to get the

left-hander out nicking to the slip cordon, two balls in, he's using the same angle to now bring the ball back in and target the same batter's stumps.

No surprises then, the number of

Jasprit Bumrah has probably contributed to the highlights reel for international cricket in the past few years more often than any other modern-day player.





Bumrah's seven Tests in Australia have yielded him 32 wickets at 21.25.

THE BOWLING ACTION HAS CONTINUED TO DAZZLE AND INTRIGUE, EVEN FOR BATTERS WHO ARE BY NOW USED TO FACING HIM.

batters who've been clean-bowled after shouldering arms to Bumrah; they've simply given up guessing. We saw that as recently as mid-September when poor Shadman Islam, the Bangladeshi opener, fell victim to the Gujarat-born Punjabi speed demon's wiles.

Bumrah is always plotting. He is always thinking. He is probably among the most cerebral of fast bowlers to have ever played the sport.

Just take some of the spells he's bowled in this calendar year. The number of times he's turned a match on its head against the Baz-balling English on home soil, with a typical burst of Bumrah magic. The yorker he bowled to get rid of Ollie Pope or the wood that he's had on the world's best in Joe Root. New ball or semi-new ball or old ball, Bumrah is always a threat. Very rarely have

✕ batters managed to dictate terms to him over the space of an entire spell. At best it is a case of points being shared, but most times, it's Bumrah who wins via knockout, technical or otherwise.

✕ It is not just that the sight of him with ball in hand spells danger for the opposition regardless of what period of play we're in during the day; you could say the same about how deadly he is across all conditions. Almost to the extent that, like Pat Cummins, Bumrah is able to completely take the pitch out



Batsmen have simply given up guessing how to handle Bumrah.



There were concerns for how he'd back up after a painful surgery for a stress fracture on his back, but they're gone now.

of the equation. By simply looking at a replay of his wickets, you won't necessarily be able to make out whether he's nicked off a batter by getting him caught off an edge off the splice of his bat at Perth Stadium or if it's at the

Chepauk Stadium in Chennai. His record across countries is so phenomenal.

Bumrah's seven Tests in Australia have yielded him 32 wickets at 21.25 apiece, with the paceman having to miss the final Test at the Gabba last time

around due to injury. His numbers are equally impressive in South Africa and England. There was a view early in his Test career that he might not be used much in India, except maybe in the marquee series, and preserved for the

tougher challenges overseas. Just for the record, he's averaging 16.15 for his 38 wickets in nine home Tests at the time of publication. And he's proven to be more devastating on home soil than many expected him to be.

**IT IS FAIR TO SAY
BUMRAH HAS
CAPTURED THE
IMAGINATION OF THE
ENTIRE INDIAN CRICKET
POPULATION LIKE
NOBODY BEFORE HIM.**


Speaking of creating noteworthy moments, Bumrah has probably contributed to the highlights reel for international cricket in the past few years more often than any other modern-day cricketer. His absence from international cricket for nearly 11 months,

therefore, was felt not just by those in India but the entire world of cricket. There were also concerns of how he'd back up after a painful surgery for a stress fracture on his back.

Bumrah has if anything come back



Bumrah is so good, not even Virat Kohli wants to face him.



Bumrah follows in the run-up steps of successful Indian fast bowlers including the legendary Kapil Dev.

even stronger and more destructive with the ball. Across the formats, he's averaged 13.34, 17.18 in Tests, specifically. There is a holistic role which Bumrah plays for India with rock in hand. He is the enforcer, but he's also the mainstay, while having also emerged as a leader of the team. Though we will not get the dream pairing of Cummins vs Bumrah at the toss this summer, the Indian fast bowler has captained India in one Test, his last before the injury break, where the English Baz-batters came out on top.

India has had successful Test fast bowlers before Bumrah, led by the legendary Kapil Dev and even Zaheer Khan in more recent times. But it's fair to say Bumrah has captured the imagination of the entire cricket population like nobody before him, both as a fast-bowling freak and as a fast-bowling genius. ●



BACK ON THE BIG STAGE

It has been 76 years since our national women's cricket team played a Test match at the MCG, but finally the drought will be broken this summer with a day-night contest against England, writes **Brittany Carter**.



WOMEN'S ASHES TEST

As we embark on another summer of cricket, there's already anticipation building for the very last match on the Australian calendar. The 2024/25 season will feature the eighth instalment of the multi-format Women's Ashes series, culminating with a day-night Test at the Melbourne Cricket Ground.

Affectionately known as the "Washes", the series is decided by a points-based system: each of the three ODIs and T20Is are worth two points, while the standalone Test is worth four.

Prior to 2013, the women's Ashes were played purely in the form of Test cricket, just like the men's, and although the structure is different now, the rivalry is just as intense.

By Australian and English standards, the WAsheS is revered as the most prestigious contest in women's cricket

outside of a World Cup or major tournament. Australian opening batter Beth Mooney believes it is the pinnacle of any women's bilateral series.

"The excitement around an Ashes series is unlike anything else," Mooney told ABC Sport.

"It is always a fierce competition.

"England is one of the best teams in the world, we're one of the best teams in the world, and when you bring us together to battle it out for a month on tour, it

BY AUSTRALIAN AND ENGLISH STANDARDS, THE WASHES IS REVERED AS THE MOST PRESTIGIOUS CONTEST IN WOMEN'S CRICKET OUTSIDE OF A WORLD CUP OR MAJOR TOURNAMENT.

Beth Mooney, steeled for a "Washes" showdown at the MCG this summer.





Australia's Margaret Peden and Peggy Atonio, who terrorised the English at the MCG back in 1935.



Legendary Australian player Betty Wilson in the practice nets at Lord's.

creates a quality contest."

Australia has held the trophy since 2015 and would love to mark a decade of dominance over its oldest rival with another win this summer. Even though the aim will be to clinch the overall series, of course, the standalone Test has plenty riding on it as an individual event.

So much so, that calling it historic feels a little underdone.

Played across four days from January 30 to February 2, the match will mark the 90th anniversary of the first women's Test played at the MCG.

Back then Margaret Peden was captain and Peggy Atonio's legspin terrorised the 1935 visiting England team, as "the girl Grimmett" took "G-FA" in the first innings and eight wickets in total.

The teams would next play a Test match at the venue in 1949. This time, captain Mollie Dive would dig in alongside Betty Wilson to put on an

What happened the last time the Aussie Women's team played at the MCG ...



PLAYED ACROSS FOUR DAYS FROM JANUARY 30 TO FEBRUARY 2, THE MATCH WILL MARK THE 90TH ANNIVERSARY OF THE FIRST WOMEN'S TEST PLAYED AT THE MCG.

important 123-run partnership amid Australia's second innings.

Wilson not only starred with the bat, but also with the ball, finishing the match with six wickets, long before she was inducted into the ICC Hall of Fame. These days, Wilson's talent is honoured at the annual Australian Cricket Awards, where the Betty Wilson Young Player of the Year is presented to an emerging female star.

It is sad to think that 76 years will have passed by the time our national women's cricketers get the chance to follow in Dive's and Wilson's footsteps and play their own Test at the MCG.

Typically, the current team is relegated to Junction Oval when they do play in

Melbourne, which has a much smaller capacity of 7,000.

Mooney says the step up to a 100,000-seat stadium feels more fitting for the occasion. "It is obviously a bit of a colosseum, the MCG, isn't it? To walk out to bat with your whites on and a baggy green on your head will be a big deal ... It is such an iconic venue for Test cricket.

"We feel pretty lucky to get the opportunity to do that, in a Test against England as well.

"Everyone is looking forward to that match in particular."

Unfortunately, the MCG drought hasn't been restricted to Test cricket. In fact, the Australians haven't graced the hollowed turf as a team since they won



The Aussies celebrate a scalp during the historic women's Test at Trent Bridge in 2023.

the T20 Women's World Cup Final in 2020 on International Women's Day.

That memorable night - where the hosts lifted the trophy in front of 86,174 people - was capped off by a stellar performance from popstar Katy Perry. The attendance set a new record as the largest crowd for a women's sporting event in the country and the highest crowd figure for a women's cricket match globally.

The groundbreaking moment touched supporters of women's sport deeply - especially past players and those with a long affiliation with the team. It gave us hope for the future and demonstrated just what was possible if the sport's administrators dreamed big enough for the women's game.

Then Covid-19 happened and it felt like all of that momentum was lost in one fell swoop.

Gradually, women's cricket has been

finding its feet again and pleasing crowds at the 2023 Washes in England encouraged Cricket Australia to once again be bold and take risks. Across the seven multi-format matches, 110,000 people turned up - eclipsing the attendance of the 2019 series held by the England and Wales Cricket Board by a whopping 450 per cent.

The ECB was brave enough to stage a five-day Test match during that Washes for the first time, with Trent Bridge hosting its second-ever women's Test. White-ball matches were also staged at Lord's, The Oval and Edgbaston, indicating the importance of the contest and how seriously they were willing to take it.

Mooney says the next frontier for the game is to follow the ECB's lead and that's exactly what this summer's Washes will do beyond the MCG, with matches at the SCG and Adelaide Oval as well.

WOMEN'S ASHES TEST



England's Lauren Winfield drives the pink ball at the Women's Test match at North Sydney Oval in 2017.

"Selling out Tier 1 stadiums has to be our next big step," Mooney said. "England is slightly different, of course, because their main cricket grounds are smaller venues, so even though the 2023 attendances were a huge deal, it is a bit easier for them to fill them.

"In Australia, we have larger capacity stadiums, so it's a tougher task. But what that does mean is we have a great opportunity to showcase one of the best sports in the world in some of the best venues in the world.



MOONEY SAYS THE NEXT FRONTIER FOR THE GAME IS TO FOLLOW THE ECB'S LEAD AND THAT'S EXACTLY WHAT THIS SUMMER'S WASHES WILL DO BEYOND THE MCG, WITH MATCHES AT THE SCG AND ADELAIDE OVAL, TOO.

✕ "As a team, we're hoping we can ride the wave of momentum off the back of the Australian men's side playing India in a Test series.

"The Ashes will start for us after that and hopefully there will be a bit of fanfare around cricket at the time."

✕ Lastly, if all of that wasn't enough, this



Washes Test will see the pink ball debut at the Melbourne Cricket Ground.

The venue hosting its first day-night Test just adds to the long list of reasons why this match is not to be missed.

Australia has had a couple of experiences with the pink ball before in day-night Tests, against India on the Gold Coast in 2021 and England at North Sydney Oval back in 2017. However, Mooney is acutely aware that this, plus the unfamiliar territory of the wicket at the ground, will make

for a real challenge.

“Because we haven’t played a lot of these types of matches in the past, there’s still a bit of unknown around the conditions and the wicket,” Mooney said.

“There isn’t a lot of data to show what average scores are for us at the bigger venues, but I think the excitement will outweigh any worries there might be in that department.”

ABC SPORT will bring you all the action of the match live and free on the ABC Listen app. ●



EMERALD AUSSIE

Won over by the Aussie lifestyle and the chance to make cricket her full-time career, Ireland's player of the decade shocked fans when she switched allegiances. Now a dual-international, Kim Garth experienced a long and windy path towards her donning the green and gold, all the while playing a starring role in the WBBL, writes **Brittney Carter**.

Listening to the world's best women's cricket team train together as it prepares for another big summer, there's a familiar sense of Australian twang amongst the murmur of conversation. There is one voice, however, which sticks out like a sore thumb – the Dublin accent of Kim Garth.

The allrounder broke onto the international scene in 2010 for Ireland at the age of 14, following in the footsteps of her mother and father. Based on those genes alone, it felt like destiny as Garth went on to rack up 85

caps, take on the vice-captaincy and be named the Emerald Isle's cricketer of the decade.

So how did an Irish prodigy end up representing Australia?

It all started in 2015 when Garth was signed as an associate rookie for the Women's Big Bash. Seeking talent from all over the world in the league's inaugural year, Cricket Australia and the ICC formed a joint initiative to provide opportunities for players from emerging nations.

Garth was picked up by the Hobart Hurricanes in WBBL01 for the six-week



Garth tallied 85 caps for Ireland and even took on the vice-captaincy.

program, where she would train alongside the Hurricanes squad and attend home games. The timing of the season meant she would also spend Christmas Day on the beach in 30-degree heat – a far cry from the weather and typical holiday traditions back home.

In a blog entry on the Cricket Ireland website from that time, Garth recounts being nervous upon arriving in Tasmania and feeling starstruck when she discovered the hotel she was staying in was also hosting the men's national team.

After sitting down to have breakfast beside Steve Smith and David Warner and somehow keeping her cool, Garth's next surreal moment was witnessing women's domestic cricket being televised live around the country

✕ – a groundbreaking step 10 years ago, even for cricket-mad Australia.

As Garth toiled away on the fringe of the WBBL team while enjoying a taste of grade cricket at local club Kingborough, the seed was planted for her eventual move down under.

The next season Garth was again signed as an associate rookie, this time by the Sydney Sixers. The advantage of signing someone like Garth for clubs was if one of their contracted players became injured, they were permitted to use them without impacting their overseas player limit.

Although Garth's stint was shortened and was only supposed to run for two weeks in WBBL02, this ruling and a bit of luck meant she actually wound up receiving more opportunities to play in Australia's elite T20 competition. South
✕



Ireland's player of the decade shocked fans when she switched allegiances.

African Marizanne Kapp departing for international commitments meant Garth, ironically, made her Sixers debut against the club with whom she'd been tagged with a year earlier.

A hamstring issue for Ellyse Perry on the eve of the finals kept Garth in the Sixers' line-up, mainly for her bowling capabilities, and she managed to take wickets in both the semi-final and decider.

After impressing in her six appearances, Garth was welcomed back at the Sixers for WBBLO3, where she went on to play 14 games, including finals matches in the place of an injured Lauren Cheatle.

Overall, Garth won two titles during her time in magenta, before the ICC

ruled her too experienced to continue in the associate rookie program. This halted Garth's WBBLO momentum, and it would take a couple of years before another Big Bash opportunity would come her way.

In 2019 Garth moved to Victoria to

pursue the sport as a full-time career. She signed interstate with the Perth Scorchers for WBBLO5, while plying her trade in

grade cricket for Dandenong.

The Scorchers reached the finals and ultimately finished third. Garth was their second-best wicket-taker with 14 scalps. However, it was actually grade cricket through which she would achieve her dream of making the sport her livelihood. At Cricket Victoria's end

SO HOW DID AN IRISH PRODIGY END UP REPRESENTING AUSTRALIA?

WOMEN'S CRICKET

of season awards night, she was crowned as the MVP of the state's first grade competition.

Across nine one-day matches, Garth had tallied 539 runs at an average of 69.29 for Dandenong, with a high score of 132 not out. She had also taken seven catches and 19 wickets, including an epic "four-for".

Cricket Victoria moved swiftly and by June 2020, Garth was signed with the state on a two-year contract. It was a bittersweet moment of her career – sacrificing her position on the Irish

team, but there were only a handful of part-time contracts on offer back home. It was time to move on.

"Basically, the terms of me signing on and starting my journey with Cricket Victoria meant I couldn't play for Ireland anymore," Garth said.

"After I'd played a couple of seasons of grade cricket in Melbourne, I worked out that I wanted to establish myself there and early on in the conversations it became apparent that because of the depth of their existing talent pool, they didn't need to take someone on from overseas unless I was going to fully commit to the program and do it properly.

"So, it was originally the lifestyle here and wanting to play cricket full-time that had enticed me over and at that point I still had no real ambitions to play for Australia."

"BASICALLY, THE TERMS OF ME SIGNING AND STARTING MY JOURNEY WITH CRICKET VICTORIA MEANT I COULDN'T PLAY FOR IRELAND ANYMORE."

Garth won two titles during her time in magenta.





Kim Garth with her family before her Test debut at Trent Bridge in 2023.



Garth has spent the past four seasons with the Melbourne Stars.

Once she'd put down roots, Garth was picked up by the Melbourne Stars for WBBLO7, linking her to her fourth club. She has now spent the past four seasons with "Melbourne Green".

However, the biggest plot twist of all was a call from the Australian selectors just months after obtaining her permanent residency in 2022.

It had been three years since Garth had played an international game. She was so excited, she phoned her parents at 3am in Ireland.

"It was definitely a long journey and quite unique to get to where I am today," Garth said.

"I jumped across four different states and came back and forth from Ireland before I finally secured that national selection call.

"I made my debut for Ireland when I was 14, so I was a bit naive to the magnitude of playing international cricket and each call-up happened at

Which shade of green suits Kim Garth more?



very different stages of my career.

“As a kid, I would never have imagined playing for Australia. I still can't quite believe it two years in.

“It felt like it justified all of the sacrifices I had made to move so far away from my family.”

Asked what she misses most about Ireland, Garth says it's the little pleasures, like spending time with family, watching soccer or taking her dog for a morning walk.

Garth also played a bit of Gaelic football in her mid-teens and now gets her fix by supporting the Carlton Blues Australian Football League club, because it feels a bit like home.

However, the biggest thing she's noticed is that she finds it harder to switch off here because everybody she knows is tied to cricket.

“I do miss just hanging out with people – friends and family – outside the game, people who know absolutely nothing about the sport; just being able to switch off.

“When it's not going well, and all your support system is through cricket, it can be difficult to talk and think about anything else.”

To circle back, although Garth's Irish accent does make her stand out from her new teammates, she says the Australian tendencies in her speech now mean she doesn't quite fit in anywhere.

“I get a fair bit of stick about my accent. It is a bit of a yucky mix of both. When I go home, they say I sound like an Aussie.

“But a lot of my teammates still can't understand me, so it's pretty funny.” ●



**"I GET A FAIR BIT OF
STICK ABOUT MY
ACCENT. IT IS A BIT OF A
YUCKY MIX OF BOTH.
WHEN I GO HOME,
THEY SAY I SOUND LIKE
AN AUSSIE."**

Garth was the Scorchers' second-best wicket-taker with 14 scalps in 2019-20.

DARREN LEHMANN

He debuted as a boy for South Australia in 1988/89 before blooming late and playing 27 Tests for his country and 117 one-day internationals. In a golden period for Australian batting, his unorthodox left-handed style netted him 1798 Test runs at 44.95 and 3078 ODI runs at 38.96. He was also a purveyor of self-admitted “nude” orthodox off-spinners, which captured 15 Test wickets and 52 ODI scalps (with a career-best return of 4/7

against Zimbabwe in 2004).

While he admits he didn't do much in the 1999 World Cup outside of hitting the winning runs in the final at Lord's, there were few more popular figures among Australian cricket fans, in part due to his flamboyant batting, in part for his rotund physique and enjoyment of beer. Today, Lehmann hopes to bring all of that and more to his stint alongside Jim Maxwell and company in ABC SPORT commentary booths this summer.





In action for South Australia in the early years.

MATT CLEARY: It doesn't get much bigger than a five-Test series against India, the testing material of world cricket. They have beaten Australia four times in the last eight years, including twice in Australia. Have a prediction?

DARREN LEHMANN: Look, firstly, it's just great to see a five-Test series. It proves how outstanding India are, not that we need reminding. But the fact we have a five-Test series, it's great to see – for the public, the fans, the game of cricket. It is going to be a great series. As for a prediction, I think we'll win 3-1. And I think because of the bouncier tracks – they have some fine players, some great players – at home, we'll get back to that dominating way. When you look at the side and the experience coming through in India, they obviously have Virat Kohli and Rohit Sharma. And Jasprit Bumrah is one of the best

✕ bowlers in the world. But if you can keep those three reasonably quiet, I think we'll handle the rest.

India generally has a bit of depth, though ...

Oh, look, don't worry – they are quality players, as you know. But it's sort of an unknown for them, coming over to Australia. Their young batters are very talented and fantastic at playing the game, but I just feel our experienced bowlers, our quicks, will do the damage, especially in Perth, to start the series. And if we get one up in Perth, it'll be a sort of steam-rolling effect on the flip side of that. Of course, if we don't play well in Perth, and they do, it could be the other way. But I just feel like we're going to play well in Perth. We have a great record there. Then you go to Adelaide for the day-night game, where we're undefeated. And they struggled there last time, although after that they

✕

played very well. But the key is keeping Bumrah quiet. And from a scoring runs point of view, I expect Steve Smith and Marnus Labuschagne and those guys need to have dominating summers. And if they do that and we make enough runs, I think we'll bowl them out twice.

You are clearly confident in the ability of Australia's three quicks - Josh Hazelwood, Mitchell Starc, Pat Cummins. But it's a long, hot summer, and those guys are all 30-somethings. How is Australia's depth in the quicks?

Of the backup players, Jhye Richardson, if he's up and running, is one of the best. He is in our top four. Lance Morris is up there. Xavier Barlett, who's injured. You wouldn't be leaving Scotty Boland out the equation. He was unbelievable a couple of summers ago.

"IT'S JUST GREAT TO SEE A FIVE-TEST SERIES. IT PROVES HOW OUTSTANDING INDIA ARE, NOT THAT WE NEED REMINDING."

So, yes, if there's an injury, or a guy needs a break, we have backup.

The Women's Ashes is on this year, too. Give us another bullish prediction.

Well, we'll win. We don't lose. We are the best. The best sporting team going around. And they haven't actually played that well of late; that's how good they are. So, when they get it right, they're going to blow teams off the park. I don't have any qualms about saying that. Hopefully the pitches give them an opportunity to get 20 wickets. If

Virat Kohli's experience will again prove invaluable for India.





Jhye Richardson, among Australia's best back-up bowlers.

"IT WOULD HAVE BEEN GREAT FUN TO HAVE PLAYED IN THE MODERN BIG BASH. I PLAYED AT THE START OF IT WHEN IT WAS JUST ALL FUN AND HIT AND GIGGLE, BUT THE GAME'S EVOLVED AND THEY'RE SO POWERFUL NOW; THEY JUST CLEAR THE ROPES."

they get an opportunity to take 20 wickets, they will win.

What about the Poms. Any intel?

It is about their senior players. Their top order is quite strong and has to make enough runs. Their bowling is okay. Sophie Ecclestone is quite a good left-arm spinner, but they're going to need to dominate and play well all series to even compete against Australia.

You are from a generation of batters which would seem to have thrived in the modern Big Bash, or T20 in general. Do you ever watch T20 from a batter's eye and think, I wouldn't mind having had a crack?

It would have been great fun. I played at the start of it when it was just all fun and hit and giggle, but the game's evolved and they're so powerful now; they just clear the ropes. There are no grounds big enough anymore. It is basically line driving. So it's hard for

✕ the bowlers to get the rewards they probably deserve at times. It is all about runs and scoring rates. So yes, it would have been great fun to play, because you can just slog and not care! But no, there's a little bit more skill in it these days.

Who do you like this year?

I think it will be quite tight. Brisbane is trying to go back-to-back; they play well at home. Sydney Sixers have recruited quite well and will be a team to look out for, but everyone's pretty even. You just have to get on a run; that's the trick.

So, what are you up to otherwise? You have this commentary gig, though I imagine you're doing some sort of coaching around the traps?

✕



Australia's women's team ... unbeatable.



"Boof" starring in the initial years of the Big Bash.

No, nothing. And nothing in the pipeline. It is really a case of enjoying the change of scenery without the pressures of coaching. I am actually really looking forward to calling the game with, obviously, Jim Maxwell and the crew and just having a really good time over summer watching some decent cricket.

Have you worked with Jim before?

I have been interviewed as Australian coach and player, things like that. He has always loved the game and he has a great view on the game. He is one of those callers everyone looks up to. I am looking forward to working with him.

Is there a piece of commentary you can remember? Something which stands out?

That is a tough question. There probably isn't one I'd pick out. I think he shines in big moments in games. When a team's winning or taking wickets in a



He only hit the winning runs for Australia at the 1999 World Cup. That's all.



“THE 1999 WORLD CUP WAS SPECIAL. INDIVIDUALLY, ANY TIME YOU MAKE A HUNDRED FOR AUSTRALIA IS A PRETTY COOL MOMENT.”



The Brisbane Heat, aiming for back to back BBL titles.

rush, he has a knack for deciding the best bits to get across to the listeners. To paint a picture in their imaginations. At that, he is second to none.

Going back to your playing career, is there an innings or a game which stands out? Everyone seems to remember you hitting the winning boundary in the 1999 World Cup ...

[Laughs] Yes, and I didn't do much else in that World Cup, to be honest. But no, not really. Any time you won was great. The World Cup was special. Individually, any time you make a hundred for Australia is a pretty cool moment. If you can affect the game that way, it's always great. But really, my best memories are the friends I've made around the world through the game of cricket. I am pretty lucky.

What do you miss about playing?

Again, the friendships. It is the atmosphere in the dressing room. The cold beer after a day's play. It was really good. But that's about it. You don't miss the travelling, because you travel all your life. Today you enjoy being at home. But you do miss the buzz of the team and trying to win a game of cricket.

Must be pretty exciting; you're joining another team, watching cricket and talking about it.

Yeah, it's just exciting, mate. It will be great fun. Just to call the game for the listeners and give them some insight. Hope I can add something about how teams tick and think these days, because the game is always changing. ●

PLAYER WATCH: BIG BASH

The draft has wrapped up, rosters have been finalised and the blockbuster BBL and WBBL leagues are fast approaching. Here, we present a collection of players from each to keep your eyes out for. They could take the competition by storm, writes **Callum Hill**.





PLAYERS TO WATCH



TIM SEIFERT: MELBOURNE RENEGADES

The Renegades have secured the services of dynamic Kiwi wicket-keeper batsman Tim Seifert. It will be Seifert's maiden stint in the BBL, but the Blackcaps' T20 specialist is more than familiar with franchise cricket, recently passing up a domestic contract in New Zealand to become a freelancer. He truly is a gun for hire.

This signing is quality shopping from the Renegades. Seifert is explosive at the top of the order, but his wide-ranging skillset will concern opposing sides. The Waikato Valley product can clear the ropes with brute force and manipulate fields and bowling plans by scoring at 360 degrees around the ground with an array of scoops, reverse sweeps and switch hits. He is a complete package at the crease. He will wear the gloves for the Docklands Stadium-based outfit and is undoubtedly one to watch as he turns out in the BBL for the first time.

JOEL DAVIES: SYDNEY SIXERS

A perfect example of a modern-day three-dimensional cricketer. Davies is a destructive batsman, one of the best fielders in the BBL and can offer valuable overs of left-arm orthodox.

He is the younger brother of Ollie Davies, who has made his mark on state cricket recently. Joel has all of the tools in his arsenal to make the same impact.

Although still early in his professional career, Davies has already shown flashes of brilliance in the T20 format. His ability to clear the boundary and score valuable runs, combined with his economical left-arm finger spin, makes him a player with massive potential for growth in the BBL.





MITCHELL OWEN: HOBART HURRICANES

When watching Mitch Owen, it is hard not to compare his attributes with another tall, young Australian all-rounder, Cam Green.

Owen is another player who can contribute with bat and ball, displaying the importance of a multi-dimensional cricketer in franchise T20 cricket.

Owen is a born and bred Tasmanian, making him valuable for both fan and team culture. His inclusion in the

Hurricanes' roster emphasises the connection between the team and the Tasmanian cricket community. It is exciting for the Hurricanes to develop young local players like him.

Owen's all-round abilities and aggressive playing style make him an exciting prospect for the Hurricanes. His development over the next few seasons could see him emerge as a critical player for both the Hurricanes and Australian cricket.



COOPER CONNOLLY: PERTH SCORCHERS

Talk about a player going from strength to strength ... It feels like only yesterday when Cooper Connolly was the Australian Under-19s captain. Blink, and he is making his international debut in Scotland.

His leadership as captain of Australia in the 2022 ICC Under-19 World Cup showcased his tactical understanding and ability to deliver under pressure. Connolly made his much-anticipated senior debut for Australia this year, confirming the wraps on the man with the flowing blonde locks were warranted.

Connolly's aggressive batting style

and versatility as a left-arm spinner make him one of the Scorchers' most valuable assets. His ability to accelerate the scoring in the middle overs and bowl economical, wicket-taking spells adds immense value to any team he suits up for. Connolly's exposure to the top level of cricket will only harness his growth at the professional level, while his natural leadership qualities will no doubt fast-track his development as a player. As he gains more experience in the BBL, Connolly's ability to turn games with both bat and ball will make him a blockbuster watch in this year's BBL.



SOPHIE DAY: MELBOURNE STARS

Sophie Day is an incredibly crafty left-arm spinner who will bowl plenty of tricky overs, either with the new ball or in the powerplay. What is striking about Day's craft is not how the ball turns, but her ability to drift and swing the new ball, which has brought many world-class players to their knees.

The 26-year-old can keep the batter on the back foot and play from the crease, meaning they must play catch-up outside the powerplay.

Day has consistently performed in domestic cricket, particularly in the WBBL. During previous seasons, she has taken plenty of wickets and maintained an excellent economy rate (6.9), making her a valuable asset in the middle overs as well, where control is crucial in the WBBL.

Day's ability to take the ball in different phases of the game is invaluable for the Stars' team balance. Her flexibility to adapt on the run and offer accurate left-arm orthodox will be massive for the Stars if they want to improve on a disappointing previous season.

TAHLIA WILSON: SYDNEY THUNDER

Simply put, there isn't a better out-and-out wicketkeeper in the women's game than Tahlia Wilson. She is a world-class operator with the gloves on.

In T20, the makeshift keeper has come to the fore slightly more recently as a better batter who can be serviceable with the gloves. Having a keeper like Wilson at your disposal is massive. The astute knowledge of contributing to fielding placements and angles are the advantages of having such a keeper who has served their apprenticeship with distinction.

Wilson is mature beyond her years and a consistent performer with the bat. She can clear the rope, but is just as clever at manipulating fields. The Thunder will win if Wilson scores runs at the top of the order. Her ability to stay calm and execute her game plan under stress is an asset for the Thunder in tight matches. She is one of the most essential pieces of the puzzle for the Sydney-based outfit, and she will be ready to take on the responsibility.





MADELINE PENNA: ADELAIDE STRIKERS

A versatile all-rounder who can contribute with bat and ball in hand, making her an invaluable asset to the defending champions' charge at another title. Her ability to offer valuable overs of leg-spin and chip in with vital wickets, combined with her powerful and explosive batting, gives the Strikers versatility across the board.

Although she didn't have the ball in her hand last season, she showed how destructive she can be with the bat, averaging 47 in the WBBL with a strike rate of 110.58, which would concern any opposing skipper.

Penna has shown that she thrives in big moments, having played crucial roles in critical matches. The Strikers will benefit from her ability to rise to the occasion when it matters most.



SOPHIE DEVINE: PERTH SCORCHERS

New Zealand's Sophie Devine is one of the world's leading all-rounders and, more importantly, one of the best tactical minds in the game.

Devine has four WBBL centuries to her name, 22 half-centuries, an average of 37.09 and a strike rate of a tick under 130, all making for impressive reading.

Her medium-pacers are crafty. She is an astute thinker of the game; like all great athletes, it is like Devine can see what is about to happen and can plan around it, beating her opposite number with what is between her ears.

Devine's combination of world-class batting, reliable bowling, strong leadership, and vast experience makes her a cornerstone of the Perth Scorchers. She is the kind of player who can single-handedly win matches. Her presence significantly boosts her side's chances of success in the WBBL. ●

LAST SUMMER ...

Aussie captain Pat Cummins celebrates the wicket of Babar Azam of Pakistan during day two of the 2nd Test at the Melbourne Cricket Ground.

*(PHOTO: Morgan Hancock - CA/
Cricket Australia via Getty Images)*



LAST SUMMER...

West Indies' Justin Greaves jumps for joy following the wicket of Usman Khawaja during day two of the First Test played at Adelaide Oval in January.

(PHOTO: Paul Kane/Getty Images)









LAST SUMMER...

Australia's Alana King stretches for a chance of a catch in the field during day three of the Women's Test between Australia and South Africa at the WACA in February.

(PHOTO: Paul Kane/Getty Images)



Scotland vs Australia:
T20 International at The
Grange in Edinburgh,
September 2024.

STATISTICS

Statistics compiled by Ric Finlay. Correct at 9 October, 2024.
For further information go to tastats.com.au

+ = Also played for Rest of the World or continental teams.

CONTENTS

Page 77	Test Cricket Results
Page 77	Australia vs India Tests
Page 80	Australia Test Records
Page 84	India Test Records
Page 88	Australia Women v England Women Tests
Page 92	Australia Women Tests
Page 96	England Women Tests
Page 100	BBL Records
Page 102	WBBL Records



Test Cricket Results

RESULTS

TEAM	M	W	L	D	T	%W/P	%L/P	W:L	TOSS	%TOSS
Afghanistan	9	3	6	0	0	33.33	66.67	0.50:1	5	55.56
Australia	866	414	232	218	2	47.81	26.79	1.78:1	438	50.58
Bangladesh	144	21	105	18	0	14.58	72.92	0.20:1	74	51.39
England	1077	397	325	355	0	36.86	30.18	1.22:1	528	49.03
India	579	178	178	222	1	30.74	30.74	1.00:1	285	49.22
Ireland	9	2	7	0	0	22.22	77.78	0.29:1	5	55.56
New Zealand	470	115	185	170	0	24.47	39.36	0.62:1	232	49.36
Pakistan	458	148	144	166	0	32.31	31.44	1.03:1	215	46.94
South Africa	466	179	161	126	0	38.41	34.55	1.11:1	223	47.85
Sri Lanka	319	104	123	92	0	32.60	38.56	0.85:1	176	55.17
West Indies	580	183	214	182	1	31.55	36.90	0.86:1	301	51.90
World XI	1	0	1	0	0	0.00	100.00	0.00:1	0	0.00
Zimbabwe	118	13	76	29	0	11.02	64.41	0.17:1	66	55.93
Total	2548	1757	1757	789	2	68.96	68.96	1.00:1	2548	100.00

Australia vs India Tests

RESULTS BY LOCATION

VENUE	PLAYED	AUSTRALIA	INDIA	DRAWN	TIED
Adelaide	13	8	2	3	0
Brisbane	7	5	1	1	0
Melbourne	14	8	4	2	0
Perth WACA	4	3	1	0	0
Perth Stadium	1	1	0	0	0
Sydney	13	5	1	7	0
In Australia	52	30	9	13	0
In India	54	14	23	16	1
In England	1	1	0	0	0
Total	107	45	32	29	1

HIGHEST TOTALS

SCORE	FOR	SEASON	VENUE
7-705	Ind	2003-04	Sydney
674	Aus	1947-48	Adelaide
4-659	Aus	2011-12	Sydney
7-657	Ind	2000-01	Kolkata
5-633	Ind	1997-98	Kolkata
7-622	Ind	2018-19	Sydney
7-613	Ind	2008-09	Delhi
7-604	Aus	2011-12	Adelaide
9-603	Ind	2016-17	Ranchi
4-600	Ind	1985-86	Sydney

HIGHEST SCORES

SCORE	PLAYER	FOR	SEASON	VENUE
329*	Clarke, MJ	Aus	2011-12	Sydney
281	Laxman, VVS	Ind	2000-01	Kolkata
257	Ponting, RT	Aus	2003-04	Melbourne
242	Ponting, RT	Aus	2003-04	Adelaide
241*	Tendulkar, SR	Ind	2003-04	Sydney
233	Dravid, RS	Ind	2003-04	Adelaide
224	Dhoni, MS	Ind	2012-13	Chennai
223	Langer, JL	Aus	1999-00	Sydney
221	Ponting, RT	Aus	2011-12	Adelaide

LOWEST TOTALS

SCORE	FOR	SEASON	VENUE
(9-) 36	Ind	2020-21	Adelaide
58	Ind	1947-48	Brisbane
67	Ind	1947-48	Melbourne
83	Aus	1980-81	Melbourne
91	Aus	2022-23	Nagpur
93	Aus	2004-05	Mumbai
98	Ind	1947-48	Brisbane

Australia vs India Tests

MOST CAREER RUNS

PLAYER	FOR	M	INN	NO	RUNS	HS	AVE	100	50
Tendulkar, SR	Ind	39	74	8	3630	241*	55.00	11	16
Ponting, RT	Aus	29	51	4	2555	257	54.36	8	12
Laxman, VVS	Ind	29	54	5	2434	281	49.67	6	12
Dravid, RS	Ind	32	60	6	2143	233	39.69	2	13
Pujara, CA	Ind	25	45	3	2074	204	49.38	5	11
Clarke, MJ	Aus	22	40	2	2049	329*	53.92	7	6
Smith, SPD	Aus	19	37	6	2042	192	65.87	9	5
Kohli, V	Ind	25	44	1	2042	186	47.49	8	5

RECORD PARTNERSHIPS - AUSTRALIA

WKT	RUNS	PLAYERS	SEASON	VENUE
1	217	Boon, DC Marsh, GR	1985-86	Sydney
2	236	Barnes, SG Bradman, DG	1947-48	Adelaide
3	222	Border, AR Hughes, KJ	1979-80	Chennai
4	386	Ponting, RT Clarke, MJ	2011-12	Adelaide
5	334*	Clarke, MJ Hussey, MEK	2011-12	Sydney
6	197	Hayden, ML Gilchrist, AC	2000-01	Mumbai
7	173	Symonds, A Hogg, GB	2007-08	Sydney
8	117	Katich, SM Gillespie, JN	2003-04	Sydney
9	133	Waugh, SR Gillespie, JN	2000-01	Kolkata
10	77	Border, AR Gilbert, DR	1985-86	Melbourne

RECORD PARTNERSHIPS - INDIA

WKT	RUNS	PLAYERS	SEASON	VENUE
1	289	Vijay, M Dhawan, S	2012-13	Mohali
2	370	Vijay, M Pujara, CA	2012-13	Hyderabad
3	308	Vijay, M Tendulkar, SR	2010-11	Bangalore
4	353	Tendulkar, SR Laxman, VVS	2003-04	Sydney
5	376	Laxman, VVS Dravid, RS	2000-01	Kolkata
6	298*	Vengsarkar, DB Shastri, RJ	1986-87	Mumbai
7	204	Pant, RR Jadeja, RA	2018-19	Sydney
8	129	Tendulkar, SR Harbhajan Singh	2007-08	Sydney
9	140	Dhoni, MS Bhuvneshwar Kumar	2012-13	Chennai
10	94	Gavaskar, SM Yadav, NS	1985-86	Adelaide

MOST CAREER WICKETS

PLAYER	FOR	M	BALLS	MDNS	RUNS	WKTS	AVE	BEST	SWI	10WM
Lyon, NM	Aus	27	7495	189	3819	121	31.56	8-50	9	2
Ashwin, R	Ind	22	7163	256	3234	114	28.37	7-103	7	1
Kumble, A	Ind	20	6516	180	3366	111	30.32	8-141	10	2
Harbhajan Singh	Ind	18	5806	172	2846	95	29.96	8-84	7	3
Jadeja, RA	Ind	17	4411	182	1717	89	19.29	7-42	5	1
Kapil Dev, N	Ind	20	4746	198	2003	79	25.35	8-106	7	0
Zaheer Khan	Ind	19	3857	113	2171	61	35.59	5-91	3	0
Sharma, I	Ind	25	4729	139	2490	59	42.20	4-41	0	0
Prasanna, EAS	Ind	13	4331	173	1637	57	28.72	6-74	5	1
Bedi, BS	Ind	12	4033	176	1395	56	24.91	7-98	5	1



Australia vs India Tests

HIGHEST PARTNERSHIPS

WKT	RUNS	PLAYERS		FOR	SEASON	VENUE
4th	386	Ponting, RT	Clarke, MJ	Aus	2011-12	Adelaide
5th	376	Laxman, VVS	Dravid, RS	Ind	2000-01	Kolkata
2nd	370	Vijay, M	Pujara, CA	Ind	2012-13	Hyderabad
4th	353	Tendulkar, SR	Laxman, VVS	Ind	2003-04	Sydney
5th	334*	Clarke, MJ	Hussey, MEK	Aus	2011-12	Sydney
3rd	308	Vijay, M	Tendulkar, SR	Ind	2010-11	Bangalore
5th	303	Dravid, RS	Laxman, VVS	Ind	2003-04	Adelaide

BEST INNINGS BOWLING

PLAYER	W	RC	FOR	V..	SEASON	VENUE
Patel, JM	9	69	Ind	Aus	1959-60	Kanpur
Lyon, NM	8	50	Aus	Ind	2016-17	Bangalore
Lyon, NM	8	64	Aus	Ind	2022-23	Indore
Harbhajan Singh	8	84	Ind	Aus	2000-01	Chennai
Kapil Dev, N	8	106	Ind	Aus	1985-86	Adelaide
Kumble, A	8	141	Ind	Aus	2003-04	Sydney
Krejza, JJ	8	215	Aus	Ind	2008-09	Nagpur

MOST CATCHES IN THE FIELD

PLAYER	FOR	CT	M	C/M
Dravid, RS	Ind	46	32	1.44
Laxman, VVS	Ind	36	29	1.24
Ponting, RT	Aus	36	29	1.24
Waugh, ME	Aus	29	14	2.07
Clarke, MJ	Aus	29	22	1.32
Smith, SPD	Aus	28	19	1.47
Kohli, V	Ind	26	25	1.04

BEST MATCH BOWLING

PLAYER	W	RC	BALL	FOR	V..	SEASON	VENUE
Harbhajan Singh	15	217	481	Ind	Aus	2000-01	Chennai
Patel, JM	14	124	369	Ind	Aus	1959-60	Kanpur
Kumble, A	13	181	387	Ind	Aus	2004-05	Chennai
Harbhajan Singh	13	196	410	Ind	Aus	2000-01	Kolkata
O'Keefe, SNJ	12	70	169	Aus	Ind	2016-17	Pune
Chandrasekhar, BS	12	104	273	Ind	Aus	1977-78	Melbourne
Davidson, AK	12	124	466	Aus	Ind	1959-60	Kanpur

MOST WICKETKEEPING DISMISSALS

PLAYER	FOR	M	TOTAL	CT	ST	RUNS	HS	AVE	100
Gilchrist, AC	Aus	18	75	73	2	809	122	27.90	2
Dhoni, MS	Ind	19	71	56	15	990	224	35.36	1
Haddin, BJ	Aus	13	58	56	2	429	55	26.81	0
Kirmani, SMH	Ind	17	41	29	12	756	101	36.00	1
Paine, TD	Aus	10	38	38	0	561	92	35.06	0
Pant, RR	Ind	7	28	28	0	624	159	62.40	1
Healy, IA	Aus	9	26	26	0	351	90	25.07	0

CAPTAINCY RECORDS

PLAYER	TEAM	M	W	L	D	T	%W/P	%L/P	W:L	TOSS	%TOSS
Dhoni, MS	Ind	13	8	4	1	0	61.54	30.77	2.00:1	4	30.77
Pataudi, MAK	Ind	11	2	7	2	0	18.18	63.64	0.29:1	6	54.55
Border, AR	Aus	11	4	0	6	1	36.36	0.00	-	6	54.55
Ponting, RT	Aus	11	2	6	3	0	18.18	54.55	0.33:1	5	45.45
Simpson, RB	Aus	10	6	3	1	0	60.00	30.00	2.00:1	6	60.00
Kohli, V	Ind	10	3	4	3	0	30.00	40.00	0.75:1	5	50.00
Waugh, SR	Aus	10	5	3	2	0	50.00	30.00	1.67:1	5	50.00

Australia Test Records

RESULTS

VS	M	W	L	D	T	%W/P	%L/P	W:L	TOSS	%TOSS
Bangladesh	6	5	1	0	0	83.33	16.67	5.00:1	2	33.33
England	361	152	112	97	0	42.11	31.02	1.36:1	180	49.86
India	107	45	32	29	1	42.06	29.91	1.41:1	59	55.14
New Zealand	62	36	8	18	0	58.06	12.90	4.50:1	31	50.00
Pakistan	72	37	15	20	0	51.39	20.83	2.47:1	36	50.00
South Africa	101	54	26	21	0	53.47	25.74	2.08:1	51	50.50
Sri Lanka	33	20	5	8	0	60.61	15.15	4.00:1	15	45.45
West Indies	120	61	33	25	1	50.83	27.50	1.85:1	63	52.50
World XI	1	1	0	0	0	100.00	0.00	-	1	100.00
Zimbabwe	3	3	0	0	0	100.00	0.00	-	0	0.00
Total	866	414	232	218	2	47.81	26.79	1.78:1	438	50.58

HIGHEST TOTALS

SCORE	VS	SEASON	VENUE
8-758	WI	1954-55	Kingston
6-735	Zim	2003-04	Perth
6-729	Eng	1930	Lord's
701	Eng	1934	The Oval
695	Eng	1930	The Oval
6-674	Eng	2009	Cardiff
674	Ind	1947-48	Adelaide

LOWEST TOTALS

SCORE	VS	SEASON	VENUE
36	Eng	1902	Edgbaston
42	Eng	1887-88	Sydney
44	Eng	1896	The Oval
47	RSA	2011-12	Cape Town
53	Eng	1896	Lord's
(9-) 58	Eng	1936-37	Brisbane
60	Eng	2015	Trent Bridge
60	Eng	1888	Lord's

MOST CAREER RUNS

PLAYER	M	INN	NO	RUNS	HS	AVE	100	50
Ponting, RT	168	287	29	13378	257	51.85	41	62
Border, AR	156	265	44	11174	205	50.56	27	63
Waugh, SR	168	260	46	10927	200	51.06	32	50
Smith, SPD	109	195	25	9685	239	56.97	32	41
Warner, DA	112	205	8	8786	335*	44.60	26	37
Clarke, MJ	115	198	22	8643	329*	49.11	28	27
Hayden, ML	103	184	14	8625	380	50.74	30	29
Waugh, ME	128	209	17	8029	153*	41.82	20	47
Langer, JL	105	182	12	7696	250	45.27	23	30
Taylor, MA	104	186	13	7525	334*	43.50	19	40

HIGHEST SCORES

PLAYER	SCORE	V..	SEASON	VENUE
Hayden, ML	380	Zim	2003-04	Perth
Warner, DA	335*	Pak	2019-20	Adelaide
Taylor, MA	334*	Pak	1998-99	Peshawar
Bradman, DG	334	Eng	1930	Headingley
Clarke, MJ	329*	Ind	2011-12	Sydney
Simpson, RB	311	Eng	1964	Old Trafford
Cowper, RM	307	Eng	1965-66	Melbourne
Bradman, DG	304	Eng	1934	Headingley



Australia Test Records

RECORD WICKET PARTNERSHIPS

WKT	RUNS	PLAYERS		VENUE	SEASON	VENUE
1	382	Lawry, WM	Simpson, RB	WI	1964-65	Bridgetown
2	451	Ponsford, WH	Bradman, DG	Eng	1934	The Oval
3	315	Ponting, RT	Lehmann, DS	WI	2002-03	Port-of-Spain
4	449	Voges, AC	Marsh, SE	WI	2015-16	Hobart
5	405	Barnes, SG	Bradman, DG	Eng	1946-47	Sydney
6	346	Fingleton, JHW	Bradman, DG	Eng	1936-37	Melbourne
7	217	Walters, KD	Gilmour, GJ	NZ	1976-77	Christchurch
8	243	Hartigan, MJ	Hill, C	Eng	1907-08	Adelaide
9	154	Gregory, SE	Blackham, JM	Eng	1894-95	Sydney
10	163	Hughes, PJ	Agar, AC	Eng	2013	Trent Bridge

HIGHEST PARTNERSHIPS

RUNS	WKT	PLAYERS		VS	SEASON	VENUE
451	2nd	Ponsford, WH	Bradman, DG	Eng	1934	The Oval
449	4th	Voges, AC	Marsh, SE	WI	2015-16	Hobart
405	5th	Barnes, SG	Bradman, DG	Eng	1946-47	Sydney
388	4th	Ponsford, WH	Bradman, DG	Eng	1934	Headingley
386	4th	Ponting, RT	Clarke, MJ	Ind	2011-12	Adelaide
385	5th	Waugh, SR	Blewett, GS	RSA	1996-97	Johannesburg
382	1st	Lawry, WM	Simpson, RB	WI	1964-65	Bridgetown
361	2nd	Warner, DA	Labuschagne, M	Pak	2019-20	Adelaide

MOST CAREER WICKETS

PLAYER	M	BALLS	MDNS	RUNS	WKTS	AVE	BEST	5WI	10WM
Warne, SK	145	40704	1761	17995	708	25.42	8-71	37	10
McGrath, GD	124	29248	1471	12186	563	21.64	8-24	29	3
Lyon, NM	129	32761	1044	16052	530	30.29	8-50	24	5
Starc, MA	89	17417	560	9932	358	27.74	6-50	14	2
Lillee, DK	70	18467	652	8493	355	23.92	7-83	23	7
Johnson, MG	73	16001	514	8891	313	28.41	8-61	12	3
Lee, B	76	16531	546	9554	310	30.82	5-30	10	0
McDermott, CJ	71	16586	579	8332	291	28.63	8-97	14	2
Hazlewood, JR	70	14577	618	6778	273	24.83	6-67	12	0
Cummins, PJ	62	12614	464	6063	269	22.54	6-23	12	2
Gillespie, JN	71	14234	630	6770	259	26.14	7-37	8	0

BEST INNINGS BOWLING

PLAYER	W	RC	V..	SEASON	VENUE
Mailey, AA	9	121	Eng	1920-21	Melbourne
McGrath, GD	8	24	Pak	2004-05	Perth
Lever, FJ	8	31	Eng	1909	Old Trafford
McGrath, GD	8	38	Eng	1997	Lord's
Trott, AE	8	43	Eng	1894-95	Adelaide
Lyon, NM	8	50	Ind	2016-17	Bangalore
Massie, RAL	8	53	Eng	1972	Lord's
Mallett, AA	8	59	Pak	1972-73	Adelaide

BEST MATCH BOWLING

PLAYER	W	RC	V..	SEASON	VENUE
Spofforth, FR	14	90	Eng	1882	The Oval
Grimmett, CV	14	199	RSA	1931-32	Adelaide
Noble, MA	13	77	Eng	1901-02	Melbourne
Spofforth, FR	13	110	Eng	1878-79	Melbourne
Reid, BA	13	148	Eng	1990-91	Melbourne
Lyon, NM	13	154	Ban	2017	Chittagong
Grimmett, CV	13	173	RSA	1935-36	Durban
Hughes, MG	13	217	WI	1988-89	Perth
Mailey, AA	13	236	Eng	1920-21	Melbourne

Australia Test Records

MOST WICKETKEEPING DISMISSALS

PLAYER	M	DIS	CT	ST	RUNS	AVE	100
Gilchrist, AC	96	416	379	37	5570	47.61	17
Healy, IA	119	395	366	29	4356	27.40	4
Marsh, RW	96	355	343	12	3633	26.52	3
Haddin, BJ	66	270	262	8	3266	32.99	4
Grout, ATW	51	187	163	24	890	15.08	0
Paine, TD	35	157	150	7	1534	32.64	0
Carey, AT	32	133	121	12	1339	31.88	1
Oldfield, WAS	54	130	78	52	1427	22.65	0

MOST CATCHES IN THE FIELD

PLAYER	CT	M	C/M
Ponting, RT	196	168	1.17
Smith, SPD	183	109	1.68
Waugh, ME	181	128	1.41
Taylor, MA	157	104	1.51
Border, AR	156	156	1.00
Clarke, MJ	134	115	1.17
Hayden, ML	128	103	1.24
Warne, SK	125	145	0.86
Chappell, GS	122	87	1.40

CAPTAINCY RECORDS

PLAYER	M	W	L	D	T	%W/P	%L/P	W:L	TOSS	%TOSS
Border, AR	93	32	22	38	1	34.41	23.66	1.45:1	46	49.46
Ponting, RT	77	48	16	13	0	62.34	20.78	3.00:1	37	48.05
Waugh, SR	57	41	9	7	0	71.93	15.79	4.56:1	31	54.39
Taylor, MA	50	26	13	11	0	52.00	26.00	2.00:1	26	52.00
Chappell, GS	48	21	13	14	0	43.75	27.08	1.62:1	29	60.42
Clarke, MJ	47	24	16	7	0	51.06	34.04	1.50:1	24	51.06

AVERAGES OF CURRENT PLAYERS - BATTING

PLAYER	RUNS	M	INN	NO	HS	AVE	100	50
Carey, AT	1339	32	47	5	111	31.88	1	8
Cummins, PJ	1295	62	89	13	64*	17.04	0	3
Green, CD	1377	28	43	5	174*	36.24	2	6
Hazlewood, JR	499	70	85	42	39	11.60	0	0
Head, TM	3173	49	81	5	175	41.75	7	16
Khawaja, UT	5451	73	131	12	195*	45.81	15	26
Labuschagne, M	4114	50	90	7	215	49.57	11	20
Lyon, NM	1521	129	163	44	47	12.78	0	0
Marsh, MR	2010	42	73	7	181	30.45	3	9
Smith, SPD	9685	109	195	25	239	56.97	32	41
Starc, MA	2093	89	129	27	99	20.52	0	10

AVERAGES OF CURRENT PLAYERS - BOWLING

PLAYER	M	BALLS	MDNS	RUNS	WKTS	BEST	AVE	5WI
Cummins, PJ	62	12614	464	6063	269	6-23	22.54	12
Green, CD	28	2190	63	1236	35	5-27	35.31	1
Hazlewood, JR	70	14577	618	6778	273	6-67	24.83	12
Head, TM	49	652	11	389	12	4-10	32.42	0
Khawaja, UT	73	18	0	8	0	0-1	-	0
Labuschagne, M	50	1223	19	757	13	3-45	58.23	0
Lyon, NM	129	32761	1044	16052	530	8-50	30.29	24
Marsh, MR	42	3285	88	1922	48	5-46	40.04	1
Smith, SPD	109	1470	28	1008	19	3-18	53.05	0
Starc, MA	89	17417	560	9932	358	6-50	27.74	14



Allan Border, most games as captain of Australia; 93.

India Test Records

RESULTS

VS	M	W	L	D	O	%W/P	%L/P	W:L	TOSS	%TOSS
Afghanistan	1	1	0	0	0	100.00	0.00	-	1	100.00
Australia	107	32	45	29	1	29.91	42.06	0.71:1	48	44.86
Bangladesh	13	11	0	2	0	84.62	0.00	-	6	46.15
England	136	35	51	50	0	25.74	37.50	0.69:1	65	47.79
New Zealand	62	22	13	27	0	35.48	20.97	1.69:1	34	54.84
Pakistan	59	9	12	38	0	15.25	20.34	0.75:1	28	47.46
South Africa	44	16	18	10	0	36.36	40.91	0.89:1	25	56.82
Sri Lanka	46	22	7	17	0	47.83	15.22	3.14:1	28	60.87
West Indies	100	23	30	47	0	23.00	30.00	0.77:1	45	45.00
Zimbabwe	11	7	2	2	0	63.64	18.18	3.50:1	5	45.45
Total	579	178	178	222	1	30.74	30.74	1.00:1	285	49.22

HIGHEST TOTALS

SCORE	VS	SEASON	VENUE
7-759	Eng	2016-17	Chennai
9-726	SL	2009-10	Mumbai
707	SL	2010	Colombo
7-705	Aus	2003-04	Sydney
6-687	Ban	2016-17	Hyderabad
7-676	SL	1986-87	Kanpur
5-675	Pak	2003-04	Multan

LOWEST TOTALS

SCORE	VS	SEASON	VENUE
(9-) 36	Aus	2020-21	Adelaide
(9-) 42	Eng	1974	Lord's
58	Aus	1947-48	Brisbane
58	Eng	1952	Old Trafford
66	RSA	1996-97	Durban
67	Aus	1947-48	Melbourne
75	WI	1987-88	Delhi

MOST CAREER RUNS

PLAYER	M	INN	NO	RUNS	HS	AVE	100	50
Tendulkar, SR	200	329	33	15921	248*	53.79	51	68
Dravid, RS	163	284	32	13265	270	52.64	36	63
Gavaskar, SM	125	214	16	10122	236*	51.12	34	45
Kohli, V	113	191	11	8848	254*	49.16	29	30
Laxman, VVS	134	225	34	8781	281	45.97	17	56
Sehwag, V	103	178	6	8503	319	49.44	23	31
Ganguly, SC	113	188	17	7212	239	42.18	16	35
Pujara, CA	103	176	11	7195	206*	43.61	19	35

HIGHEST SCORES

PLAYER	SCORE	VS	SEASON	VENUE
Sehwag, V	319	RSA	2007-08	Chennai
Sehwag, V	309	Pak	2003-04	Multan
Nair, KK	303*	Eng	2016-17	Chennai
Sehwag, V	293	SL	2009-10	Mumbai
Laxman, VVS	281	Aus	2000-01	Kolkata
Dravid, RS	270	Pak	2003-04	Rawalpindi
Kohli, V	254*	RSA	2019-20	Pune
Sehwag, V	254	Pak	2005-06	Lahore



India Test Records

RECORD WICKET PARTNERSHIPS

WKT	RUNS	PLAYERS		VS	SEASON	VENUE
1	413	Mankad, MH	Roy, Pankaj	NZ	1955-56	Chennai
2	370	Vijay, M	Pujara, CA	Aus	2012-13	Hyderabad
3	336	Sehwag, V	Tendulkar, SR	Pak	2003-04	Multan
4	365	Kohli, V	Rahane, AM	NZ	2016-17	Indore
5	376	Laxman, VVS	Dravid, RS	Aus	2000-01	Kolkata
6	298*	Vengsarkar, DB	Shastri, RJ	Aus	1986-87	Mumbai
7	280	Sharma, RG	Ashwin, R	WI	2013-14	Kolkata
8	241	Kohli, V	Yadav, J	Eng	2016-17	Mumbai
9	149	Joshi, PG	Desai, RB	Pak	1960-61	Mumbai
10	133	Tendulkar, SR	Zaheer Khan	Ban	2004-05	Dhaka

HIGHEST PARTNERSHIPS

RUNS	WKT	PLAYERS		VS	SEASON	VENUE
413	1st	Mankad, MH	Roy, Pankaj	NZ	1955-56	Chennai
410	1st	Sehwag, V	Dravid, RS	Pak	2005-06	Lahore
376	5th	Laxman, VVS	Dravid, RS	Aus	2000-01	Kolkata
370	2nd	Vijay, M	Pujara, CA	Aus	2012-13	Hyderabad
365	4th	Kohli, V	Rahane, AM	NZ	2016-17	Indore
353	4th	Tendulkar, SR	Laxman, VVS	Aus	2003-04	Sydney

MOST CAREER WICKETS

PLAYER	M	BALLS	MDNS	RUNS	WKTS	AVE	BEST	5WI	10WM
Kumble, A	132	40852	1575	18355	619	29.65	10-74	35	8
Ashwin, R	100	26166	889	12255	516	23.75	7-59	36	8
Kapil Dev, N	131	27740	1060	12867	434	29.65	9-83	23	2
Harbhajan Singh	103	28580	872	13537	417	32.46	8-84	25	5
Zaheer Khan	92	18785	623	10247	311	32.95	7-87	11	1
Sharma, I	105	19160	640	10078	311	32.41	7-74	11	1
Jadeja, RA	72	17233	706	7096	294	24.14	7-42	13	2
Bedi, BS	67	21364	1096	7637	266	28.71	7-98	14	1

BEST INNINGS BOWLING

PLAYER	W	RC	VS	SEASON	VENUE
Kumble, A	10	74	Pak	1998-99	Delhi
Patel, JM	9	69	Aus	1959-60	Kanpur
Kapil Dev, N	9	83	WI	1983-84	Ahmedabad
Gupte, SP	9	102	WI	1958-59	Kanpur
Mankad, MH	8	52	Pak	1952-53	Delhi
Mankad, MH	8	55	Eng	1951-52	Chennai

BEST MATCH BOWLING

PLAYER	W	RC	VS	SEASON	VENUE
Hirwani, ND	16	136	WI	1987-88	Chennai
Harbhajan Singh	15	217	Aus	2000-01	Chennai
Patel, JM	14	124	Aus	1959-60	Kanpur
Kumble, A	14	149	Pak	1998-99	Delhi
Mankad, MH	13	131	Pak	1952-53	Delhi
Srinath, J	13	132	Pak	1998-99	Kolkata
Ashwin, R	13	140	NZ	2016-17	Indore
Kumble, A	13	181	Aus	2004-05	Chennai
Harbhajan Singh	13	196	Aus	2000-01	Kolkata

India Test Records

MOST WICKETKEEPING DISMISSALS

PLAYER	M	TOTAL	CT	ST	RUNS	AVE	100
Dhoni, MS	90	294	256	38	4876	38.09	6
Kirmani, SMH	88	198	160	38	2759	27.05	2
Pant, RR	33	133	119	14	2271	43.67	5
More, KS	49	130	110	20	1285	25.70	0
Mongia, NR	44	107	99	8	1442	24.03	1
Saha, WP	39	104	92	12	1317	29.93	3

MOST CATCHES IN THE FIELD

PLAYER	CT	M	C/M
Dravid, RS	209	163	1.28
Laxman, VVS	135	134	1.01
Tendulkar, SR	115	200	0.57
Kohli, V	111	113	0.98
Gavaskar, SM	108	125	0.86
Azharuddin, M	105	99	1.06
Rahane, AM	102	85	1.20

CAPTAINCY RECORDS

PLAYER	M	W	L	D	%W/P	%L/P	W:L	TOSS	%TOSS
Kohli, V	68	40	17	11	58.82	25.00	2.35:1	31	45.59
Dhoni, MS	60	27	18	15	45.00	30.00	1.50:1	26	43.33
Ganguly, SC	49	21	13	15	42.86	26.53	1.62:1	21	42.86
Gavaskar, SM	47	9	8	30	19.15	17.02	1.13:1	22	46.81
Azharuddin, M	47	14	14	19	29.79	29.79	1.00:1	29	61.70
Pataudi, MAK	40	9	19	12	22.50	47.50	0.47:1	20	50.00

AVERAGES OF CURRENT PLAYERS - BATTING

PLAYER	RUNS	M	INN	NO	HS	AVE	100	50
Ashwin, R	3309	100	141	15	124	26.26	5	14
Bumrah, JJ	271	36	55	18	34*	7.32	0	0
Deep, A	9	1	1	0	9	9.00	0	0
Gill, S	1492	25	46	4	128	35.52	4	6
Iyer, SS	811	14	24	2	105	36.86	1	5
Jadeja, RA	3036	72	105	21	175*	36.14	4	20
Jaiswal, YB	1028	9	16	1	214*	68.53	3	4
Jurel, DC	190	3	4	1	90	63.33	0	1
Khan, SN	200	3	5	1	68*	50.00	0	3
Kohli, V	8848	113	191	11	254*	49.16	29	30
Krishna, PM	0	2	3	2	0*	0.00	0	0
Kuldeep Yadav	191	12	15	1	40	13.64	0	0
Mukesh Kumar	0	3	4	3	0*	0.00	0	0
Padikkal, DB	65	1	1	0	65	65.00	0	1
Patel, AR	646	14	22	4	84	35.89	0	4
Patidar, RM	63	3	6	0	32	10.50	0	0
Rahul, KL	2863	50	86	2	199	34.08	8	14
Sharma, RG	4137	59	101	10	212	45.46	12	17
Siraj, M	104	27	36	15	16*	4.95	0	0
Srikanth Bharat, K	221	7	12	1	44	20.09	0	0



India Test Records

AVERAGES OF CURRENT PLAYERS - BOWLING

PLAYER	M	BALLS	MDNS	RUNS	WKTS	BEST	AVE	SWI	10WM
Ashwin, R	100	26166	889	12255	516	7-59	23.75	36	8
Bumrah, JJ	36	7182	280	3291	159	6-27	20.70	10	0
Deep, A	1	114	0	83	3	3-83	27.67	0	0
Gill, S	25	7	0	1	0	0-1	-	0	0
Iyer, SS	14	6	0	2	0	0-2	-	0	0
Jadeja, RA	72	17233	706	7096	294	7-42	24.14	13	2
Jaiswal, YB	9	6	0	6	0	0-6	-	0	0
Kohli, V	113	175	2	84	0	0-0	-	0	0
Krishna, PM	2	168	4	130	2	1-27	65.00	0	0
Kuldeep Yadav	12	1964	45	1116	53	5-40	21.06	4	0
Mukesh Kumar	3	284	16	179	7	2-0	25.57	0	0
Patel, AR	14	2540	96	1064	55	6-38	19.35	5	1
Sharma, RG	59	383	5	224	2	1-26	112.00	0	0
Siraj, M	27	3930	122	2197	74	6-15	29.69	3	0



MS Dhoni, most wicketkeeping dismissals in Tests for India; 294

Australia Women v England Women Test Records

RESULTS

VENUE	PLAYED	AUSTRALIA	ENGLAND	DRAWN
In Australia	24	5	5	14
In England	28	8	4	16
Total	52	13	9	30

HIGHEST TOTALS

SCORE	FOR	SEASON	VENUE
6-569	Aus	1998	Guildford
473	Aus	2023	Trent Bridge
463	Eng	2023	Trent Bridge
9-448	Aus	2017-18	North Sydney
4-427	Aus	1998	Worcester
8-420	Aus	2019	Taunton
414	Eng	1998	Guildford

LOWEST TOTALS

SCORE	FOR	SEASON	VENUE
35	Eng	1957-58	St. Kilda
38	Aus	1957-58	St. Kilda
(9-) 47	Aus	1934-35	Brisbane
72	Eng	1948-49	Adelaide
78	Aus	2002-03	Brisbane
83	Aus	1951	The Oval
91	Eng	1984-85	Adelaide
92	Eng	2002-03	Brisbane

MOST CAREER RUNS

PLAYER	FOR	M	INN	NO	RUNS	HS	AVE	100	50
Edwards, CM	Eng	13	26	5	1026	114*	48.86	1	8
Brittin, JA	Eng	11	20	2	1024	167	56.89	3	5
MacLagan, ME	Eng	12	22	1	919	119	43.76	2	6
Rolton, KL	Aus	11	19	4	874	209*	58.27	2	4
Perry, EA	Aus	10	17	5	807	213*	67.25	2	3
Heyhoe-Flint, R	Eng	9	16	1	740	179	49.33	2	4
Wilson, ER	Aus	9	14	1	725	127	55.77	3	2

HIGHEST SCORES

PLAYER	SCORE	FOR	SEASON	VENUE
Perry, EA	213*	Aus	2017-18	North Sydney
Rolton, KL	209*	Aus	2001	Headingley
Beaumont, TT	208	Eng	2023	Trent Bridge
Goszko, MAJ	204	Aus	2001	Shenley
Broadbent, J	200	Aus	1998	Guildford
Annetts, DA	193	Aus	1987	Collingham
Heyhoe-Flint, R	179	Eng	1976	The Oval
Rolton, KL	176*	Aus	1998	Worcester

RECORD WICKET PARTNERSHIPS - AUSTRALIA

WKT	RUNS	PLAYERS	SEASON	VENUE
1	127	Keightley, LM Clark, BJ	1998	Worcester
2	174	Clark, BJ Rolton, KL	1998	Worcester
3	309	Reeler, LA Annetts, DA	1987	Collingham
4	253	Rolton, KL Broadfoot, LC	2001	Headingley
5	136	Sthalekar, LC Blackwell, AJ	2002-03	Bankstown
6	229	Fields, JM Haynes, RL	2009	Worcester
7	103	Perry, EA McGrath, TM	2017-18	North Sydney
8	112	Blackwell, KA Nitschke, S	2005	Worcester
9	95	Sutherland, AJ Garth, KJ	2023	Trent Bridge
10	119	Nitschke, S Smith, CR	2005	Hove



Charlotte Edwards,
most runs in Australia
vs England Women's
Tests; 1026

Australia Women v England Women Test Records

RECORD WICKET PARTNERSHIPS - ENGLAND

WKT	RUNS	PLAYERS		SEASON	VENUE
1	164	Bakewell, E	Thomas, LD	1976	Edgbaston
2	127	Bakewell, E	Heyhoe-Flint, R	1968-69	Adelaide
3	159	Taylor, SC	Edwards, CM	2007-08	Bowral
4	100	Brittin, JA	Connor, CJ	1998	Guildford
5	119	Robinson, MC	Westbrook, RE	1957-58	Adelaide
6	85	Gunn, JL	Edwards, CM	2013-14	Perth
7	156	Knight, HC	Marsh, LA	2013	Wormsley
8	51	Taylor, SC	Holden, D	2001	Headingley
9	100	Knight, HC	Ecclestone, S	2021-22	Canberra
10	85	Sciver-Brunt, KH	Guha, IT	2005	Worcester

HIGHEST PARTNERSHIPS

RUNS	WKT	PLAYERS		FOR	SEASON	VENUE
309	3rd	Reeler, LA	Annetts, DA	Aus	1987	Collingham
253	4th	Rolton, KL	Broadfoot, LC	Aus	2001	Headingley
229	6th	Fields, JM	Haynes, RL	Aus	2009	Worcester
222	4th	Annetts, DA	Larsen, LA	Aus	1991-92	North Sydney
220	4th	Broadbent, J	Jones, M	Aus	1998	Guildford
174	2nd	Clark, BJ	Rolton, KL	Aus	1998	Worcester
169	4th	Haynes, RL	Lanning, MM	Aus	2021-22	Canberra
164	1st	Bakewell, E	Thomas, LD	Eng	1976	Edgbaston
162	4th	Perry, EA	Haynes, RL	Aus	2019	Taunton

MOST CAREER WICKETS

PLAYER	FOR	M	BALLS	MDNS	RUNS	WKTS	AVE	BEST	5WI	10WM
Wilson, ER	Aus	9	2417	144	673	53	12.70	7-7	3	1
Fitzpatrick, CL	Aus	9	2829	163	950	52	18.27	5-29	2	0
Maclagan, ME	Eng	12	3068	205	862	51	16.90	7-10	2	0
Duggan, MB	Eng	11	2209	132	694	47	14.77	7-6	3	0
Sciver-Brunt, KH	Eng	10	2017	97	845	43	19.65	6-69	3	0
Perry, EA	Aus	10	1749	73	688	36	19.11	6-32	2	0
Antonio, P	Aus	6	990	39	431	31	13.90	6-49	3	0
Knee, M	Aus	6	1728	91	445	30	14.83	5-35	2	0

BEST INNINGS BOWLING

PLAYER	W	RC	FOR	SEASON	VENUE
Gardner, AK	8	66	Aus	2023	Trent Bridge
Duggan, MB	7	6	Eng	1957-58	St. Kilda
Wilson, ER	7	7	Aus	1957-58	St. Kilda
Maclagan, ME	7	10	Eng	1934-35	Brisbane
Palmer, A	7	18	Aus	1934-35	Brisbane
Pearson, LC	7	51	Eng	2002-03	Bankstown



Australia Women v England Women Test Records

BEST MATCH BOWLING

PLAYER	W	RC	FOR	M#	SEASON	VENUE
Gardner, AK	12	165	Aus	1st	2023	Trent Bridge
Wilson, ER	11	16	Aus	2nd	1957-58	St. Kilda
Pearson, LC	11	107	Eng	2nd	2002-03	Bankstown
Gordon, DA	10	118	Aus	2nd	1968-69	St. Kilda
Ecclestone, S	10	192	Eng	1st	2023	Trent Bridge
Duggan, MB	9	58	Eng	2nd	1957-58	St. Kilda
Wilson, ER	9	62	Aus	1st	1948-49	Adelaide

MOST CATCHES IN THE FIELD

PLAYER	FOR	CT	M	C/M
Hodges, CA	Eng	14	9	1.56
Fullston, LA	Aus	11	8	1.38
Knight, HC	Eng	11	8	1.38
Maclagan, ME	Eng	11	12	0.92
Greenway, LS	Eng	10	9	1.11
Reeler, LA	Aus	10	6	1.67
Hide, ME	Eng	10	10	1.00

MOST WICKETKEEPING DISMISSALS

PLAYER	FOR	M	DIS	CT	ST	RUNS	HS	BINN	AVE	100
Price, JC	Aus	9	22	20	2	114	80	11	19.00	0
Matthews, C	Aus	9	20	16	4	68	19	11	7.56	0
Healy, AJ	Aus	6	17	15	2	251	58	10	25.10	0
Snowball, EA	Eng	9	17	11	6	424	99	17	30.29	0
Larter, L	Aus	6	14	6	8	59	17	9	7.38	0
Taylor, SJ	Eng	7	14	12	2	158	38	11	15.80	0

CAPTAINCY RECORDS

PLAYER	TEAM	M	W	L	D	%W/P	%L/P	W:L	TOSS	%TOSS
Clark, BJ	Aus	9	3	1	5	33.33	11.11	3.00:1	4	44.44
Hide, ME	Eng	7	2	2	3	28.57	28.57	1.00:1	3	42.86
Dive, MC	Aus	6	2	1	3	33.33	16.67	2.00:1	2	33.33
Peden, MEM	Aus	6	1	3	2	16.67	50.00	0.33:1	4	66.67
Edwards, CM	Eng	6	2	2	2	33.33	33.33	1.00:1	3	50.00
Connor, CJ	Eng	6	1	3	2	16.67	50.00	0.33:1	3	50.00
Heyhoe-Flint, R	Eng	6	0	0	6	0.00	0.00	-	5	83.33



Ash Gardner, best bowling in an innings, Trent Bridge 2023; 8/66.

Australia Women Test Records

RESULTS

VS	M	W	L	D	%W/P	%L/P	W:L	TOSS	%TOSS
England	52	13	9	30	25.00	17.31	1.44 :1	19	36.54
India	11	4	1	6	36.36	9.09	4.00 :1	6	54.55
New Zealand	13	4	1	8	30.77	7.69	4.00 :1	6	46.15
South Africa	1	1	0	0	100.00	0.00	-	1	100.00
West Indies	2	0	0	2	0.00	0.00	-	0	0.00
Total	79	22	11	46	27.85	13.92	2.00 :1	32	40.51

HIGHEST TOTALS

SCORE	VS	SEASON	VENUE
9-575	Saf	2023-24	Perth
6-569	Eng	1998	Guildford
525	Ind	1983-84	Ahmedabad
473	Eng	2023	Trent Bridge
9-448	Eng	2017-18	North Sydney

LOWEST TOTALS

SCORE	VS	SEASON	VENUE
38	Eng	1957-58	St. Kilda
(9-) 47	Eng	1934-35	Brisbane
78	Eng	2002-03	Brisbane
83	Eng	1951	The Oval
102	Eng	1937	Northampton

MOST CAREER RUNS

PLAYER	M	INN	NO	RUNS	HS	AVE	100	50
Rolton, KL	14	22	4	1002	209*	55.67	2	5
Perry, EA	13	22	7	928	213*	61.87	2	4
Clark, BJ	15	25	5	919	136	45.95	2	6
Wilson, ER	11	16	1	862	127	57.47	3	3
Annetts, DA	10	13	3	819	193	81.90	2	6
Cook, P	13	20	1	765	105	40.26	1	4
Haggett, BJ	10	15	2	762	144	58.62	2	4
Kennare, J	12	19	0	702	131	36.95	3	2

HIGHEST SCORES

PLAYER	SCORE	VS	SEASON	VENUE
Perry, EA	213*	Eng	2017-18	North Sydney
Sutherland, AJ	210	Saf	2023-24	Perth
Rolton, KL	209*	Eng	2001	Headingley
Goszko, MAJ	204	Eng	2001	Shenley
Broadbent, J	200	Eng	1998	Guildford
Annetts, DA	193	Eng	1987	Collingham
Rolton, KL	176*	Eng	1998	Worcester



Australia Women Test Records

RECORD WICKET PARTNERSHIPS

WKT	RUNS	PLAYERS		VS	SEASON	VENUE
1	178	Haggett, BJ	Clark, BJ	Ind	1990-91	North Sydney
2	177	Haggett, BJ	Annetts, DA	Ind	1990-91	Richmond
3	309	Reeler, LA	Annetts, DA	Eng	1987	Collingham
4	253	Rolton, KL	Broadfoot, LC	Eng	2001	Headingley
5	136	Sthalekar, LC	Blackwell, AJ	Eng	2002-03	Bankstown
6	229	Fields, JM	Haynes, RL	Eng	2009	Worcester
7	103	Perry, EA	McGrath, TM	Eng	2017-18	North Sydney
8	181	Griffiths, SJ	Wilson, DL	NZ	1989-90	Auckland
9	95	Sutherland, AJ	Garth, KJ	Eng	2023	Trent Bridge
10	119	Nitschke, S	Smith, CR	Eng	2005	Hove

HIGHEST PARTNERSHIPS

RUNS	WKT	PLAYERS		VS	SEASON	VENUE
309	3rd	Reeler, LA	Annetts, DA	Eng	1987	Collingham
253	4th	Rolton, KL	Broadfoot, LC	Eng	2001	Headingley
229	6th	Fields, JM	Haynes, RL	Eng	2009	Worcester
222	4th	Annetts, DA	Larsen, LA	Eng	1991-92	North Sydney
220	4th	Broadbent, J	Jones, M	Eng	1998	Guildford
181	8th	Griffiths, SJ	Wilson, DL	NZ	1989-90	Auckland
178	1st	Haggett, BJ	Clark, BJ	Ind	1990-91	North Sydney
177	2nd	Haggett, BJ	Annetts, DA	Ind	1990-91	Richmond

MOST CAREER WICKETS

PLAYER	M	BALLS	MDNS	RUNS	WKTS	AVE	BEST	5WI	10WM
Wilson, ER	11	2885	172	803	68	11.81	7-7	4	2
Fitzpatrick, CL	13	3603	216	1147	60	19.12	5-29	2	0
Thompson, RH	16	4304	276	1040	57	18.25	5-33	1	0
Wilson, DL	11	2812	160	880	48	18.33	5-27	2	0
Fullston, LA	12	3610	237	1047	41	25.54	4-53	0	0
Perry, EA	13	2061	79	851	39	21.82	6-32	2	0
Knee, M	8	2274	116	570	35	16.29	5-35	2	0
Antonio, P	6	990	39	431	31	13.90	6-49	3	0
Tredrea, SA	10	2455	133	784	30	26.13	4-22	0	0

BEST INNINGS BOWLING

PLAYER	W	RC	V..	SEASON	VENUE
Gardner, AK	8	66	Eng	2023	Trent Bridge
Wilson, ER	7	7	Eng	1957-58	St. Kilda
Palmer, A	7	18	Eng	1934-35	Brisbane
Johnston, L	7	24	NZ	1971-72	St. Kilda
Wilson, ER	6	23	Eng	1948-49	Adelaide
Wilson, ER	6	28	NZ	1947-48	Wellington
Perry, EA	6	32	Eng	2015	Canterbury
Antonio, P	6	49	Eng	1934-35	Melbourne
Antonio, P	6	51	Eng	1937	Northampton
Wilson, ER	6	71	Eng	1957-58	Adelaide
Price, K	6	72	Ind	1983-84	Lucknow

Australia Women Test Records

BEST MATCH BOWLING

PLAYER	W	RC	VS	SEASON	VENUE
Gardner, AK	12	165	Eng	2023	Trent Bridge
Wilson, ER	11	16	Eng	1957-58	St. Kilda
Wilson, ER	10	65	NZ	1947-48	Wellington
Price, K	10	107	Ind	1983-84	Lucknow
Gordon, DA	10	118	Eng	1968-69	St. Kilda
Wilson, ER	9	62	Eng	1948-49	Adelaide
Perry, EA	9	70	Eng	2015	Canterbury
Antonio, P	9	91	Eng	1937	Northampton
Wilson, DL	9	92	NZ	1989-90	Christchurch
Fitzpatrick, CL	9	112	Eng	2001	Headingley

MOST CATCHES IN THE FIELD

PLAYER	CT	M	C/M
Fullston, LA	20	12	1.67
Cook, P	12	13	0.92
Annetts, DA	12	10	1.20
Whiteman, BN	12	7	1.71
Thompson, RH	12	16	0.75
Reeler, LA	12	10	1.20

MOST WICKETKEEPING DISMISSALS

PLAYER	M	DIS	CT	ST	RUNS	AVE	100
Matthews, C	20	58	46	12	180	10.59	0
Jennings, MJ	8	24	14	10	341	28.42	1
Healy, AJ	9	24	22	2	455	30.33	0
Price, JC	10	22	20	2	114	19.00	0
Larter, L	7	16	7	9	72	9.00	0

CAPTAINCY RECORDS

PLAYER	M	W	L	D	%W/P	%L/P	W:L	TOSS	%TOSS
Clark, BJ	11	3	1	7	27.27	9.09	3.00:1	6	54.55
Larsen, LA	10	5	0	5	50.00	0.00	-	2	20.00
Dive, MC	7	3	1	3	42.86	14.29	3.00:1	3	42.86
Peden, MEM	6	1	3	2	16.67	50.00	0.33:1	4	66.67
Gordon, DA	5	0	0	5	0.00	0.00	-	0	0.00

CURRENT PLAYER AVERAGES - BATTING

PLAYER	M	INN	NO	RUNS	HS	AVE	100	50
Brown, DR	4	3	0	13	8	4.33	0	0
Cheatle, LR	1	2	1	6	6	6.00	0	0
Gardner, AK	6	10	1	281	65	31.22	0	3
Garth, KJ	3	5	3	103	49*	51.50	0	0
Healy, AJ	9	15	0	455	99	30.33	0	3
Jonassen, JL	6	11	1	291	99	29.10	0	2
King, AM	4	6	1	50	21	10.00	0	0
Litchfield, PES	3	5	0	91	46	18.20	0	0
McGrath, TM	6	9	0	346	73	38.44	0	4
Molineux, SG	3	4	0	97	41	24.25	0	0
Mooney, BL	7	12	0	453	85	37.75	0	4
Perry, EA	13	22	7	928	213*	61.87	2	4
Sutherland, AJ	5	8	2	423	210	70.50	2	0



Australia Women Test Records

CURRENT PLAYER AVERAGES - BOWLING

PLAYER	M	BALLS	MDNS	RUNS	WKTS	BEST	AVE	5WI	10WM
Brown, DR	4	476	8	282	10	5-21	28.20	1	0
Cheatle, LR	1	54	3	23	0	0-23	-	0	0
Gardner, AK	6	1088	35	483	23	8-66	21.00	1	1
Garth, KJ	3	450	14	237	6	2-55	39.50	0	0
Jonassen, JL	6	833	38	327	7	2-50	46.71	0	0
King, AM	4	494	12	242	4	2-39	60.50	0	0
McGrath, TM	6	636	25	264	11	3-24	24.00	0	0
Molineux, SG	3	462	19	174	7	4-95	24.86	0	0
Perry, EA	13	2061	79	851	39	6-32	21.82	2	0
Sutherland, AJ	5	591	21	328	13	3-19	25.23	0	0



Belinda Clark, most Tests captaining Australia; 11.

England Women Test Records

RESULTS

VS	M	W	L	D	%W/P	%L/P	W:L	TOSS	%TOSS
Australia	52	9	13	30	17.31	25.00	0.69:1	33	63.46
India	15	1	3	11	6.67	20.00	0.33:1	7	46.67
New Zealand	23	6	0	17	26.09	0.00	-	13	56.52
South Africa	7	2	0	5	28.57	0.00	-	3	42.86
West Indies	3	2	0	1	66.67	0.00	-	1	33.33
Total	100	20	16	64	20	16	1.25:1	57	57.00

HIGHEST TOTALS

SCORE	VS	SEASON	VENUE
5-503	NZ	1934-35	Christchurch
497	Saf	2003	Shenley
463	Aus	2023	Trent Bridge
455	Saf	2003	Taunton
8-417	Saf	2022	Taunton
414	NZ	1996	Scarborough
414	Aus	1998	Guildford

LOWEST TOTALS

SCORE	VS	SEASON	VENUE
35	Aus	1957-58	St. Kilda
72	Aus	1948-49	Adelaide
91	Aus	1984-85	Adelaide
92	Aus	2002-03	Brisbane
92	Ind	2014	Wormsley
98	Ind	1995-96	Hyderabad
99	Ind	2006	Taunton

MOST CAREER RUNS

PLAYER	M	INN	NO	RUNS	HS	AVE	100	50
Brittin, JA	27	44	5	1935	167	49.62	5	11
Edwards, CM	23	43	5	1676	117	44.11	4	9
Heyhoe-Flint, R	22	38	3	1594	179	45.54	3	10
Hodges, CA	18	31	2	1164	158*	40.14	2	6
Bakewell, E	12	22	4	1078	124	59.89	4	7
Taylor, SC	15	27	2	1030	177	41.20	4	2
Maclagan, ME	14	25	1	1007	119	41.96	2	6

HIGHEST SCORES

PLAYER	SCORE	VS	SEASON	VENUE
Beaumont, TT	208	Aus	2023	Trent Bridge
Snowball, EA	189	NZ	1934-35	Christchurch
Heyhoe-Flint, R	179	Aus	1976	The Oval
Taylor, SC	177	Saf	2003	Shenley
Sciver-Brunt, NR	169*	Saf	2022	Taunton
Knight, HC	168*	Aus	2021-22	Canberra
Brittin, JA	167	Aus	1998	Harrogate
Daniels, BA	160	NZ	1996	Scarborough



England Women Test Records

RECORD WICKET PARTNERSHIPS

WKT	RUNS	PLAYERS		VS	SEASON	VENUE
1	200	Atkins, CMG	Brindle, A	Ind	2001-02	Lucknow
2	235	Snowball, EA	Hide, ME	NZ	1934-35	Christchurch
3	178	Atkins, CMG	Edwards, CM	Ind	2006	Taunton
4	203	Taylor, SC	Greenway, LS	SAf	2003	Shenley
5	119	Robinson, MC	Westbrook, RE	Aus	1957-58	Adelaide
6	207	Sciver-Brunt, NR	Davidson-Richards, AN	SAf	2022	Taunton
7	156	Knight, HC	Marsh, LA	Aus	2013	Wormsley
8	114	Leng, KM	Reynard, MA	NZ	1996	Scarborough
9	100	Knight, HC	Ecclestone, S	Aus	2021-22	Canberra
10	85	Sciver-Brunt, KH	Guha, IT	Aus	2005	Worcester

HIGHEST PARTNERSHIPS

RUNS	WKT	PLAYERS		VS	SEASON	VENUE
2nd	235	Snowball, EA	Hide, ME	NZ	1934-35	Christchurch
2nd	207	Brittin, JA	Hodges, CA	Ind	1986	Worcester
6th	207	Sciver-Brunt, NR	Davidson-Richards, AN	SAf	2022	Taunton
4th	203	Taylor, SC	Greenway, LS	SAf	2003	Shenley
1st	200	Atkins, CMG	Brindle, A	Ind	2001-02	Lucknow
3rd	178	Atkins, CMG	Edwards, CM	Ind	2006	Taunton

MOST CAREER WICKETS

PLAYER	M	BALLS	MDNS	RUNS	WKTS	AVE	BEST	SWI	10WM
Duggan, MB	17	3734	245	1039	77	13.49	7-6	5	0
Maclagan, ME	14	3432	231	935	60	15.58	7-10	3	0
Sciver-Brunt, KH	14	2611	126	1098	51	21.53	6-69	3	0
Bakewell, E	12	2697	150	831	50	16.62	7-61	3	1
McConway, GE	14	3826	275	1019	40	25.48	7-34	2	0
Starling, AM	11	2738	174	912	37	24.65	5-36	1	0
Hide, ME	15	2064	145	549	36	15.25	5-20	1	0

BEST INNINGS BOWLING

PLAYER	W	RC	VS	SEASON	VENUE
Duggan, MB	7	6	Aus	1957-58	St. Kilda
Maclagan, ME	7	10	Aus	1934-35	Brisbane
McConway, GE	7	34	Ind	1986	Worcester
Pearson, LC	7	51	Aus	2002-03	Bankstown
Bakewell, E	7	61	WI	1979	Edgbaston
Greenwood, JM	6	46	WI	1979	Canterbury
Duggan, MB	6	55	NZ	1957-58	ChristChch
Sciver-Brunt, KH	6	69	Aus	2009	Worcester
McConway, GE	6	71	Aus	1987	Worcester
Partridge, JE	6	96	Aus	1934-35	Sydney

England Women Test Records

BEST MATCH BOWLING

PLAYER	W	RC	VS	SEASON	VENUE
Greenwood, JM	11	63	WI	1979	Canterbury
Pearson, LC	11	107	Aus	2002-03	Bankstown
Bakewell, E	10	75	WI	1979	Edgbaston
Ecclestone, S	10	192	Aus	2023	Trent Bridge
Duggan, MB	9	58	Aus	1957-58	St. Kilda
Greenwood, JM	9	79	WI	1979	Trent Bridge
Guha, IT	9	100	Aus	2007-08	Bowral
Duggan, MB	9	104	Aus	1951	The Oval
Duggan, MB	9	107	Aus	1951	Worcester
Sciver-Brunt, KH	9	111	Aus	2005	Worcester

MOST CATCHES IN THE FIELD

PLAYER	CT	M	C/M
Hodges, CA	25	18	1.39
Greenway, LS	15	14	1.07
Sanders, HM	15	12	1.25
Newton, LK	13	13	1.00
Heyhoe-Flint, R	13	22	0.59

MOST WICKETKEEPING DISMISSALS

PLAYER	M	DIS	CT	ST	RUNS	AVE	100
Smit, J	20	43	39	4	552	25.09	0
Hodges, SA	11	36	19	17	98	19.60	0
Westbrook, RE	11	22	13	9	476	31.73	0
Snowball, EA	10	21	13	8	613	40.87	1
Taylor, SJ	8	17	15	2	228	19.00	0

CAPTAINCY RECORDS

PLAYER	M	W	L	D	%W/P	%L/P	W:L	TOSS	%TOSS
Heyhoe-Flint, R	12	2	0	10	16.67	0.00	-	8	66.67
Connor, CJ	11	2	3	6	18.18	27.27	0.67:1	5	45.45
Hide, ME	11	4	2	5	36.36	18.18	2.00:1	6	54.55
Edwards, CM	10	2	4	4	20.00	40.00	0.50:1	4	40.00
Hicken, K	10	1	0	9	10.00	0.00	-	7	70.00

CURRENT PLAYER AVERAGES - BATTING

PLAYER	M	INN	NO	HS	RUNS	AVE	100	50
Beaumont, TT	9	14	0	208	524	37.43	1	2
Bell, LK	3	4	3	8	9	9.00	0	0
Cross, KL	8	13	4	16	58	6.44	0	0
Dean, CE	2	4	1	20*	32	10.67	0	0
Dunkley, SIR	5	8	1	74*	203	29.00	0	1
Ecclestone, S	7	10	3	35	140	20.00	0	0
Filer, LL	2	4	0	11	16	4.00	0	0
Jones, AE	6	9	0	64	116	12.89	0	1
Knight, HC	12	21	2	168*	803	42.26	2	4
Lamb, EL	2	3	0	38	76	25.33	0	0
Sciver-Brunt, NR	10	16	1	169*	649	43.27	1	4
Wyatt, DN	2	4	0	54	129	32.25	0	1



England Women Test Records

CURRENT PLAYER AVERAGES - BOWLING

PLAYER	M	BALLS	MDNS	RUNS	WKTS	BEST	AVE	5WI	10WM
Bell, LK	3	468	13	264	8	3-67	33.00	0	0
Cross, KL	8	1464	52	768	25	4-63	30.72	0	0
Dean, CE	2	342	5	204	7	4-68	29.14	0	0
Dunkley, SIR	5	18	0	22	0	0-9	-	0	0
Ecclestone, S	7	2064	77	1000	32	5-63	31.25	2	1
Filer, LL	2	300	4	245	4	2-49	61.25	0	0
Knight, HC	12	413	16	166	7	2-7	23.71	0	0
Lamb, EL	2	12	0	7	0	0-7	-	0	0
Sciver-Brunt, NR	10	921	40	407	11	3-41	37.00	0	0



Sophie Ecclestone,
current Test bowling
average; 31.25

BBL Records

RESULTS

TEAM	M	W	L	T	NR	A	%W/P	%L/P	W:L	TOSS	%TOSS
Adelaide Strikers	147	73	71	0	3	0	49.66	48.3	1.03:1	69	46.94
Brisbane Heat	148	68	78	0	2	0	45.95	52.7	0.87:1	74	50.00
Hobart Hurricanes	145	68	75	0	2	0	46.90	51.72	0.91:1	68	46.90
Melbourne Renegades	141	57	82	0	1	1	40.43	58.16	0.70:1	70	49.65
Melbourne Stars	149	72	76	0	1	0	48.32	51.01	0.95:1	79	53.02
Perth Scorchers	157	97	58	0	2	0	61.78	36.94	1.67:1	87	55.41
Sydney Sixers	155	91	60	0	3	1	58.71	38.71	1.52:1	76	49.03
Sydney Thunder	144	57	83	0	4	0	39.58	57.64	0.69:1	70	48.61
Total	593	583	583	0	9	1	98.31	98.31	1.00:1	593	100.00

HIGHEST TOTALS

SCORE	FOR	VS	SEASON	VENUE
2-273	MS	HH	2021-22	Melbourne
5-232	ST	SS	2020-21	Adelaide
3-230	AS	HH	2022-23	Adelaide
4-229	HH	AS	2022-23	Adelaide
7-229	PS	MS	2022-23	St. Kilda
6-228	ST	HH	2022-23	Albury

LOWEST TOTALS

SCORE	FOR	VS	SEASON	VENUE
15	ST	AS	2022-23	Sydney
57	MR	MS	2014-15	Docklands
60	MR	SS	2020-21	Hobart
61	MS	SS	2021-22	Sydney
62	ST	SS	2022-23	Sydney

CAREER RUNS

PLAYER	M	INN	NO	RUNS	HS	AVE	100	50
Lynn, CA	120	118	16	3725	101	36.52	1	30
Finch, AJ	107	105	9	3311	111*	34.49	2	26
Wells, JW	136	125	37	2954	73	33.57	0	14
Short, DJM	93	93	9	2950	122*	35.12	2	22
Maxwell, GJ	109	104	18	2916	154*	33.91	2	18
Henriques, MC	130	123	24	2903	77*	29.32	0	16
Marsh, SE	79	79	10	2810	99*	40.72	0	27
Stoinis, MP	101	97	18	2666	147*	33.75	1	18
Wade, MS	99	95	10	2649	130*	31.16	1	19
McDermott, BR	94	91	15	2596	127	34.16	3	15

HIGHEST SCORES

PLAYER	SCORE	FOR	VS	SEASON	VENUE
Maxwell, GJ	154*	MS	HH	2021-22	Melbourne
Stoinis, MP	147*	MS	SS	2019-20	Melbourne
Brown, J	140	BH	AS	2023-24	Carrara
Wade, MS	130*	HH	AS	2019-20	Adelaide
McDermott, BR	127	HH	MR	2021-22	Docklands
Smith, SPD	125*	SS	ST	2022-23	Sydney
Short, DJM	122*	HH	BH	2017-18	Brisbane
Wright, LJ	117	MS	HH	2011-12	Hobart
Weatherald, JB	115	AS	HH	2017-18	Adelaide



BBL Records

RECORD PARTNERSHIPS

WKT	RUNS	PLAYERS		FOR	VS	SEASON	VENUE
1	207	Stoinis, MP	Cartwright, HWR	MS	SS	2019-20	Melbourne
2	167*	Philippe, JR	Vince, JM	SS	HH	2018-19	Sydney
3	155*	Smith, SPD	Henriques, MC	SS	ST	2022-23	Sydney
4	151	Clarke, JM	Cartwright, HWR	MS	BH	2021-22	Brisbane
5	137	Stoinis, MP	Faulkner, JP	MS	BH	2017-18	Brisbane
5	137*	Bancroft, CT	Cartwright, HWR	PS	ST	2017-18	Sydney
6	94*	Mohammad Nabi	Christian, DT	MR	AS	2018-19	Adelaide
7	88	Curran, TK	Abbott, SA	SS	ST	2018-19	Sydney
8	79	Bartlett, XC	Steketee, MT	BH	ST	2021-22	Brisbane
9	60	Peirson, JJ	Mujeeb Zadran	BH	AS	2020-21	Brisbane
10	61	Worrall, DJ	Briggs, DR	AS	HH	2020-21	Hobart

MOST CAREER WICKETS

PLAYER	M	BALLS	MDNS	RUNS	WKTS	AVE	BEST	5WM
Abbott, SA	119	2376	3	3321	165	20.13	5-16	1
Tye, AJ	111	2358	3	3083	156	19.76	5-23	1
Richardson, KW	109	2345	6	3056	135	22.64	4-22	0
Dwarshuis, BJ	106	2225	4	2972	134	22.18	5-21	2
Behrendorff, JP	96	2076	3	2408	123	19.58	4-22	0
Zampa, A	107	2365	1	2878	120	23.98	5-17	1
Sams, DR	85	1655	2	2354	112	21.02	5-30	1
Neser, MG	99	1911	3	2638	111	23.77	4-25	0
Laughlin, B	96	1999	1	2694	111	24.27	4-26	0
Boyce, CJ	97	2058	0	2560	108	23.70	5-21	1

BEST BOWLING

PLAYER	W	RC	FOR	VS	SEASON	VENUE
Malinga, SL	6	7	MS	PS	2012-13	Perth
Sodhi, IS	6	11	AS	ST	2016-17	Sydney
Rashid Khan	6	17	AS	BH	2021-22	Brisbane
Thornton, HTRJY	5	3	AS	ST	2022-23	Sydney
Christian, DT	5	14	HH	AS	2016-17	Hobart
Mujeeb Zadran	5	15	BH	HH	2020-21	Brisbane
Siddle, PM	5	16	AS	HH	2020-21	Launceston
Abbott, SA	5	16	SS	AS	2016-17	Adelaide
Rogers, TS	5	16	MR	MS	2022-23	Melbourne
Zampa, A	5	17	MS	AS	2020-21	Melbourne

WBBL Records

RESULTS

TEAM	M	W	L	T	NR	A	%W/P	%L/P	W:L	TOSS	%TOSS
Adelaide Strikers	133	70	59	0	4	0	52.63	44.36	1.19 :1	59	44.36
Brisbane Heat	136	80	54	0	2	0	58.82	39.71	1.48 :1	63	46.32
Hobart Hurricanes	126	44	78	0	2	2	34.92	61.90	0.56 :1	63	50.00
Melbourne Renegades	126	49	74	0	3	0	38.89	58.73	0.66 :1	57	45.24
Melbourne Stars	125	51	68	0	6	0	40.80	54.40	0.75 :1	69	55.20
Perth Scorchers	133	71	59	0	2	1	53.38	44.36	1.20 :1	61	45.86
Sydney Sixers	133	78	53	0	1	1	58.65	39.85	1.47 :1	78	58.65
Sydney Thunder	130	62	60	0	6	2	47.69	46.15	1.03 :1	71	54.62
Total	521	505	505	0	13	3	96.93	96.93	1.00 :1	521	100.00

HIGHEST TOTALS

SCORE	FOR	VS	SEASON	VENUE
4-242	SS	MS	2017-18	North Sydney
7-229	BH	PS	2023-24	North Sydney
3-212	HH	MR	2023-24	Hobart
4-207	MR	BH	2021-22	Adelaide
1-206	SS	AS	2018-19	Hurstville
4-204	ST	BH	2023-24	North Sydney
6-200	ST	MR	2017-18	North Sydney

LOWEST TOTALS

SCORE	FOR	VS	SEASON	VENUE
29	MS	AS	2023-24	Adelaide
66	BH	MR	2017-18	Docklands
66	HH	SS	2016-17	Brisbane
68	MR	ST	2017-18	Canberra
73	SS	BH	2019-20	North Sydney

MOST CAREER RUNS

PLAYER	M	INN	NO	RUNS	HS	AVE	100	50
Mooney, BL	132	131	32	4665	102	47.12	3	41
Perry, EA	124	121	33	4265	103*	48.47	2	28
Devine, SFM	121	120	19	3747	106	37.10	4	22
Villani, EJ	127	124	16	3406	100*	31.54	1	25
Lanning, MM	89	88	14	3009	101	40.66	1	30
Healy, AJ	116	114	6	2986	112*	27.65	5	15

HIGHEST SCORES

PLAYER	SCORE	FOR	V..	SEASON	VENUE
Harris, GM	136*	BH	PS	2023-24	North Sydney
Mandhana, SS	114*	ST	MR	2021-22	Mackay
Gardner, AK	114	SS	MS	2017-18	North Sydney
Healy, AJ	112*	SS	AS	2018-19	Hurstville
Healy, AJ	111	SS	MS	2020-21	North Sydney
Healy, AJ	107*	SS	PS	2022-23	St. Kilda
Priest, RH	107*	HH	MS	2021-22	Hobart



WBBL Records

RECORD WICKET PARTNERSHIPS

WKT	RUNS	PLAYERS		FOR	VS	SEASON	VENUE
1	199*	Perry, EA	Healy, AJ	SS	MS	2019-20	Perth
2	156*	Lanning, MM	du Preez, M	MS	AS	2015-16	St. Kilda
3	135*	Mooney, BL	Atapattu, C	PS	ST	2021-22	Adelaide
4	123	Mooney, BL	Kapp, M	PS	MR	2022-23	St. Kilda
5	126	Osborne, EA	du Preez, M	MS	HH	2018-19	Burnie
6	92*	Burns, EA	Ecclestone, S	SS	BH	2022-23	North Sydney
7	84	Gardner, AK	Brown, MJ	SS	MS	2023-24	North Sydney
7	84	Stalenberg, NE	Silver-Holmes, HI	HH	PS	2023-24	Perth
8	60*	Ebsary, LK	Cleary, PM	PS	MR	2017-18	Camberwell
9	55	Redmayne, GP	Hepburn, BL	HH	SS	2018-19	Hobart
10	34*	King, AM	Peschel, TCJ	PS	MS	2023-24	St. Kilda

MOST CAREER WICKETS

PLAYER	FOR	M	BALLS	MDNS	RUNS	WKTS	BEST	AVE	5WM
Jonassen, JL	BH	135	2861	3	3123	162	4-13	19.28	0
Strano, MR	HH +	128	2622	5	2896	150	5-15	19.31	1
Wellington, A	AS	133	2563	3	2822	149	5-8	18.94	2
Schutt, M	AS	128	2844	13	2763	136	6-19	20.32	1
Graham, HL	HH +	127	2333	2	2752	128	3-12	21.5	0
Carey, NJ	HH +	125	2434	3	2891	125	4-12	23.13	0

BEST INNINGS BOWLING

PLAYER	W	RC	FOR	VS	SEASON	VENUE
Schutt, M	6	19	AS	ST	2022-23	North Sydney
Wellington, A	5	8	AS	MR	2022-23	Adelaide
Wellington, A	5	8	AS	BH	2021-22	Adelaide
Darlington, HJ	5	10	ST	MS	2023-24	North Sydney
Strano, MR	5	15	MR	MS	2015-16	Melbourne
Satterthwaite, AE	5	17	HH	ST	2016-17	Hobart
Smith, LG	5	17	ST	PS	2022-23	Perth
Matthews, HK	5	19	HH	BH	2016-17	Hobart
Perry, EA	5	22	SS	MR	2023-24	Perth
Day, SF	5	25	MS	SS	2023-24	Melbourne
Devine, SFM	5	41	AS	MS	2018-19	Adelaide



INTERNATIONAL PLAYER BIOS

CONTENTS

- Page 106 Australia Men's
- Page 109 Australia Women's
- Page 112 India Men's
- Page 114 England Women's

Australian cricketer Ash Gardner. (PHOTO: Brendon Thorne/Getty Images for Cricket Australia)





DOB
MAY 8, 1993

BORN IN
SYDNEY, NSW

TESTS
62

PAT CUMMINS

RH BAT, RA FAST

The captain of the Australian Test side, Cummins is a competitive and composed leader, qualities which benefit both him and the team. His impressive mix of express pace, bounce and consistency makes it challenging for batsmen to score off him. He is a keen strategist and capable batsman, adding further value to his role.



DOB
DECEMBER 18, 1986

BORN IN
ISLAMABAD,
PAKISTAN

TESTS
73

USMAN KHAWAJA

LH BAT, RA MEDIUM

A diligent perfectionist, Khawaja's place in the Australian side was cemented when he became an opener, which ultimately also saw him show his full potential on a regular basis. Has a Test average of 54 when opening the batting; his experience, patience and copybook technique making him the perfect opener.



DOB
JUNE 2, 1989

BORN IN
SYDNEY, NSW

TESTS
109

STEVE SMITH

RH BAT, RA LEG BREAK

The unconventional former Test captain could likely become the 4th Australian to reach 10,000 Test runs this summer, as he is just 315 shy of the mark. Since the retirement of David Warner, Smith has been moved from 4 in the batting order up to opener. He is stubborn at the crease and has a sublime ability to turn starts into big scores.



DOB
JUNE 22, 1994


BORN IN
KLERKSDORP,
SOUTH AFRICA

TESTS
50

MARNUS LABUSCHAGNE

RH BAT, RA LEG BREAK

Known for his constant on-field chatter, quirky and twitchy mannerisms, Labuschagne is, above all, an intensely hard worker. His mental strength has seen him dominate at international level ever since his Test debut in 2018. He has 11 Test centuries and two ODI tons to his name. Versatile at both forms of the game.



DOB
DECEMBER 29, 1993

BORN IN
ADELAIDE,
SOUTH
AUSTRALIA

TESTS
49

TRAVIS HEAD

LH BAT, RA OFFBREAK

Head's fiercely competitive nature underpins his aggressive style of play, especially when batting. Very talented cricketer and the most complete of all-rounders, batting in the middle order with a Test average over 40, bowling as a change spin bowler with a respectable Test average of 32 and he is also capable of wicketkeeping.



DOB
JUNE 3, 1999

BORN IN
PERTH, WESTERN
AUSTRALIA

TESTS
28

CAMERON GREEN

RH BAT, RA FAST MEDIUM

The start of 2024 saw Green elevated up the order from 7 to 4 and in just his third Test in the new role, he scored an unbeaten 174 against NZ. The composed all-rounder is also a reliable wicket-taker. His height will allow him to get good bounce and pace off the deck, if his summer isn't interrupted too much by a back injury.



DOB
OCTOBER 20, 1991

BORN IN
ATTADALE, WA

TESTS
42

MITCHELL MARSH

RH BAT, RA MEDIUM

Displayed plenty of determination to make his way back into the Australian Test side in 2023. He scored 118 in his first innings back, in the middle of the Ashes series. Has scored six 50s in his nine Tests since reclaiming his place in the side. He is a good medium-pace bowler as well, who can vary his pace and swing the ball.



DOB
AUGUST 27, 1991

BORN IN
LOXTON, SOUTH
AUSTRALIA

TESTS
32

ALEX CAREY

LH BAT, WICKET-KEEPER

Cool, calm and collected, Carey has proven to be magnificent behind the stumps and has further enhanced his place in the side by scoring a ton and eight 50s batting late in the order, such as the 98 not out batting at 7 in his last Test innings against NZ. He has the ability and adaptability to either play aggressively or patiently.



DOB
JANUARY 30,
1990

BORN IN
SYDNEY, NSW

TESTS
89

MITCHELL STARC

LH BAT, LA FAST

In his last match, moved past Dennis Lillee into 4th place on Australia's list of top Test wicket-takers. Has a lethal yorker and can swing the ball, which, combined with his speed, make him a gruesome opponent for any batsman. A handy batsman himself, having recorded ten 50s in his Test career, with an average of just over 20.



DOB
NOVEMBER 20, 1987

BORN IN
YOUNG, NSW

TESTS
129

NATHAN LYON

RH BAT, RA OFF BREAK

The mild-mannered, almost casual Aussie offie has taken 530 Test wickets and is closing on Glenn McGrath's total of 563. Sits third on the list for most prolific Test wicket-takers for Australia. His metronomic line and length, coupled with his good arm ball and bounce, make it hard for most batsmen to get on top of him.



DOB
JANUARY 8, 1991

BORN IN
TAMWORTH, NSW

TESTS
70

JOSH HAZLEWOOD

LH BAT, RA FAST MEDIUM

His steely focus and composure have ensured he can stay in control of any situation. His bowling is consistent and forces batsmen into taking risks in order to try to score runs off him. He is closing in on 300 Test wickets and will be hoping for a big summer in order to reach that goal as quickly as possible, sitting just 27 scalps from the milestone.



DOB
DECEMBER 17, 1998

BORN IN
ADELAIDE, SA

TESTS
YET TO DEBUT

XAVIER BARTLETT

RH BAT, RA FAST MEDIUM

His bowling is brilliant and has recently earned him a call up to Australia's limited overs teams, where he wasted no time proving he deserves his place in the national sides. At time of print he has played two ODIs for Australia, taking a pair of four-wicket hauls, with an insane average of 4.75. Had played four T20Is, claiming six wickets at 17.67.



DOB
MARCH 24, 1990

BORN IN
GOLD COAST,
QUEENSLAND

WT20IS: 161
WODIS: 110
TESTS: 9

ALYSSA HEALY

RH BAT, WICKETKEEPER

Determined, dynamic, agile and aggressive, Healy began her career as a middle to lower order bat, but quickly progressed up the order to opener, where she has scored 2621 runs at 41.60 in WODIs. As a wicketkeeper, she has been consistently brilliant for over a decade. A leader in every possible way and in everything she does.



DOB
NOVEMBER 10, 1995

BORN IN
ADELAIDE, SA

WT20IS: 47
WODIS: 38
TESTS: 6

TAHLIA MCGRATH

RH BAT, RA MEDIUM

The aggressive all-rounder has become a mainstay in the Australian middle-order in recent years. Boasts a more than respectable batting average of 28.04 in WODIs. Has illustrated patience and nerve when batting higher up the order, with her great versatility on full display.



DOB
JANUARY 14,
1994

BORN IN
SHEPPARTON,
VICTORIA

WT20IS: 103
WODIS: 74
TESTS: 7

BETH MOONEY

LH BAT, WICKETKEEPER

The fiercely competitive keeper has established herself as the perfect opener alongside Alyssa Healy. Mooney's resilience and stubbornness at the crease have been pivotal to many of Australia's innings getting off to the best possible start. Boasts a sensational ODI average of 51.73.



DOB
NOVEMBER 3, 1990


BORN IN
WAHRDONGA, NSW

WT20IS: 159
WODIS: 147
TESTS: 13

ELLYSE PERRY

RH BAT, RA FAST MEDIUM

Perry's calm demeanour underlies her fierce competitiveness and determination. Known for her amazing athletic ability, she has long been considered one of the greatest all-rounders in the women's game; she was for a long time the fastest bowler in women's cricket. Typically, the lethal Perry bats at first or second drop.



DOB
APRIL 15, 1997

BORN IN
BANKSTOWN, NSW

WT20IS: 92
WOIDS: 69
TESTS: 6

ASHLEIGH GARDNER

RH BAT, RA OFFBREAK

The determined bowling all-rounder boasts stunning averages in the shortened forms of the game with ball in hand. In ODIs she's taken 89 wickets at 21.53 and more impressively in T20Is she has taken 71 wickets at 20.47. Gardner's performances wielding the willow have also been brilliant over many years.



DOB
MARCH 07, 2003

BORN IN
KAPUNDA, SOUTH AUSTRALIA

WT20IS: 32
WOIDS: 19
TESTS: 4

DARCIE BROWN

RH BAT, RA FAST

Brown is one of the most exciting express bowlers in the game. As a 19-year-old, she set the record for having bowled the fastest delivery in the Women's Big Bash, clocking in at 127km/h. The hardworking quick has been opening the bowling for Australia for four years and will only be getting better from here.



DOB
APRIL 18, 2003

BORN IN
ORANGE, NSW

WT20IS: 18
WOIDS: 20
TESTS: 3

PHOEBE LITCHFIELD

LH BAT, RA LEG BREAK

Litchfield came to prominence as a teenage sensation and it took no time for her to prove herself at every level. By late 2022, she received a call-up to the Australian T20I side. Since then, she's played 20 games and scored 652 runs at an average of 40.75. A determined and competitive cricketer and future captain option.



DOB
OCTOBER 12, 2001

BORN IN
MELBOURNE, VICTORIA

WT20IS: 36
WOIDS: 32
TESTS: 5

ANNABEL SUTHERLAND

RH BAT, RA MEDIUM

Optimistic, calm, determined and hard-working, Sutherland is the consummate professional and is another being considered as a potential captain of Australia. In a Test at the start of 2024 she scored a glorious 210 against South Africa. Sutherland has impressive averages as both a bowler and batter in all three forms.



DOB
JANUARY 17, 1998

BORN IN
BAIRNSDALE,
VICTORIA

WT20IS: 35
WOIDS: 11
TESTS: 3

SOPHIE MOLINEUX

LH BAT, LA ORTHODOX

The brilliant slow bowler has an unbelievable record in the shortened forms. In ODIs she has taken 22 wickets at 11.77 and in T20Is she has claimed 33 wickets at 19.03. The resilient Molineux is frequently called upon as the first change bowler, using her variation of pace and turn to reduce scoring rates and claim wickets.



DOB
APRIL 25, 1996

BORN IN
DUBLIN, IRELAND

WT20IS: 57
WOIDS: 48
TESTS: 3

KIM GARTH

RH BAT, RA MEDIUM FAST

The experienced all-rounder has been promoted to opening the bowling on a regular basis in recent times. Made her international debut for Ireland before becoming an Australian permanent resident in 2022. Over the last two years she has produced the best performances of her career.



DOB
NOVEMBER 22, 1995

BORN IN
CLARINDA,
VICTORIA

WT20IS: 22
WOIDS: 29
TESTS: 4

ALANA KING

RH BAT, RA LEGBREAK

King is regularly brought on as a change bowler to either stem the flow of runs and/or snare quick wickets, a task which she has become quite adept at. In the 2023/24 season, King played 11 ODIs and took 19 wickets at 12.10 in what was clearly her best season so far. Is only going to get better.



DOB
OCTOBER 27, 1998

BORN IN
BENDIGO, VICTORIA

WT20IS: 19
WOIDS: 8
TESTS: 1

TAYLA VLAEMINCK

RH BAT, RA FAST

One of the world's fastest women's bowlers, Vlaeminck has overcome more than her fair share of injuries in her relatively short international career so far. However, her resilience and determination ensured she overcame those setbacks to get back into the national side. She returned from injury at the start of 2024.



DOB
APRIL 30, 1987

BORN IN
BANSOD, NAGPUR,
MAHARASHTRA

TESTS
61

ROHIT SHARMA

RH BAT, RA OFF BREAK

Calm and composed, Sharma is the perfect foil at the top of the batting order for his aggressive opening partner Yashasvi Jaiswal. Sharma, though isn't a slouch when it comes to ticking the scoreboard over. His consistency across all forms of the game is testament to his ability to adapt to any situation and conditions.



DOB
DECEMBER 06, 1993

BORN IN
AHMEDABAD,
INDIA

TESTS
38

JASPRIT BUMRAH

RH BAT, RA FAST

India's intensely competitive quick bowler has been in brilliant form of late, snaring 20 wickets in 4 Tests against England at an impressive average of 16.89. This has helped him to lower his already sensational Test bowling average to a stunning 20.70. Has the ability to hit speeds in excess of 150km/h.



DOB
DECEMBER 06, 1988

BORN IN
NAVAGAM-KHED,
SAURASHTRA

TESTS
74

RAVINDRA JADEJA

LH BAT, LA ORTHODOX

The charismatic all-rounder has been in arguably his best form wielding the willow of late, while continuing to pick up wickets at a remarkably consistent rate. Will come into this series needing just six scalps to become just the seventh Indian bowler to claim 300 Test wickets. Also an exquisite fielder and versatile lower order batsman.



DOB
DECEMBER 28, 2001


BORN IN
SURIYAWAN,
BHADOHI, UTTAR
PRADESH

TESTS
11

YASHASVI JAISWAL

LH BAT, RA LEG BREAK

The young opener exploded onto the Test scene in July last year when he scored a brilliant 171 in his debut innings against the West Indies. Has played ten Tests since, including all five of India's recent series against England, where he scored 209 in the first Test and an unbeaten 214 in the Third Test.



DOB
NOVEMBER 05, 1988

BORN IN
DELHI, INDIA

TESTS
115

VIRAT KOHLI

RH BAT, RA MEDIUM

The intensely competitive veteran batsman has been the linchpin in the Indian line-up for over a decade. Recently returned to the Test side after he took a small break to be with his family for the birth of his son. Will be refreshed and keen to return to his run-scoring ways on Australian soil, where he has blasted 1352 runs at 54.08.



DOB
OCTOBER 04, 1997

BORN IN
HARIDWAR,
UTTARAKHAND

TESTS
35

RISHABH PANT

LH BAT, WICKETKEEPER

The middle-order batsman has a penchant for being a risk taker at the crease, with his very aggressive and at times somewhat playful style. His confidence and bravery have helped him rack up six tons and 11 50s, making him a daunting prospect to bowl to. Brilliant behind the stumps.

SHUBMAN GILL

RH BAT, RA OFF BREAK



DOB
SEPTEMBER 08, 1996

BORN IN
FAZILKA, PUNJAB

TESTS
27

KL RAHUL

RH BAT, WICKETKEEPER



DOB
APRIL 19, 1992

BORN IN
BANGALORE,
KARNATAKA

TESTS
52

RAVICHANDRAN ASHWIN

RH BAT, RA OFF BREAK



DOB
SEPTEMBER 17, 1986

BORN IN
MADRAS (NOW
CHENNAI),
TAMIL NADU

TESTS
102

MOHAMMED SIRAJ

RH BAT, RA FAST



DOB
MARCH 13, 1994

BORN IN
HYDERABAD, INDIA

TESTS
28

MOHAMMED SHAMI

RH BAT, RA FAST



DOB
SEPTEMBER 03, 1990

BORN IN
AMROHA, UTTAR
PRADESH

TESTS
64

KULDEEP YADAV

LH BAT, LA SPIN



DOB
DECEMBER 14, 1994

BORN IN
KANPUR, UTTAR
PRADESH

TESTS
12



DOB
MARCH 11, 1991

BORN IN
DOVER, KENT

WT20IS: 104
WODIS: 121
TESTS: 9

TAMMY BEAUMONT

RH BAT, WICKETKEEPER

The determined batting-keeper all-rounder has a steely determination and focus, which have served her well over her career, especially in her recent ODI series against Ireland, where she scored a brilliant unbeaten 150 off 139 balls. Opening the batting, she has the ability to adapt and play aggressively and score at a rapid rate.



DOB
DECEMBER 26, 1990

BORN IN
PLYMOUTH

WT20IS: 121
WODIS: 143
TESTS: 12

HEATHER KNIGHT

RH BAT, RA OFFBREAK

England's captain is well-known for her calm and controlled demeanour, which has aided her greatly since becoming captain. The top-order bat has had a number of solid starts in all her innings this year, but is capable of quickly improving her form and turning those starts into bigger scores. Her tactical nous as captain is as sharp as ever.



DOB
OCTOBER 3, 1991

BORN IN
MANCHESTER,
LANCASHIRE

WT20IS: 18
WODIS: 70
TESTS: 8

KATE CROSS

RH BAT, RA MEDIUM FAST

Metronomic opening bowler and captain. Plays with a perfect combination of aggression and intelligence which, along with her pace and ability to swing the ball both ways, make her difficult for any batter to score off, let alone dominate. Just two ODI wickets away from becoming the 30th women's ODI bowler to claim 100 scalps.



DOB
JUNE 13, 1993

BORN IN
SUTTON COLDFIELD,
WEST MIDLANDS

WT20IS: 109
WODIS: 91
TESTS: 6

AMY JONES

RH BAT, WICKETKEEPER

The effervescent keeper has proven her worth as a capable batter, performing regularly in all of the top seven batting spots in the order, most notably as an opener and in the middle. Has racked up 14 50s in ODIs and five more in T20Is. In recent seasons she has become England's first-choice keeper, claiming 93 ODI dismissals in 91 games.



DOB
DECEMBER 16, 1997

BORN IN
PRESTON,
LANCASHIRE

WT20IS: 1
WODIS: 14
TESTS: 2

EMMA LAMB

RH BAT, RA OFFBREAK

The talented all-rounder is a determined, resilient and reliable performer who thrives under pressure. Opens the batting and often plays the role of support act to her partner at the crease, however when the occasion calls, Lamb comes to the fore. As a bowler, she began her international career as a medium pacer, but has changed to off-break.



DOB
DECEMBER 22, 2000

BORN IN
BRISTOL

WT20IS: 5
WODIS: 10
TESTS: 2

LAUREN FILER

RH BAT, RA FAST

England's young quick has exploded onto the international scene, playing in ten ODIs for England since last year and claiming 16 wickets already at an average of 17.25. Filer has a determined work ethic and is striving to become the next women's bowler to break the 130km/h barrier.

NATALIE SCIVER-BRUNT

RH BAT, RA MEDIUM



DOB
AUGUST 20, 1992

BORN IN
TOKYO, JAPAN

WT20IS: 124
WODIS: 109
TESTS: 10

DANNI WYATT-HODGE

RH BAT, RA OFFBREAK



DOB
APRIL 22, 1991

BORN IN
STOKE-ON-TRENT,
STAFFORDSHIRE

WT20IS: 162
WODIS: 112
TESTS: 2

SOPHIE ECCLESTONE

RH BAT, LA ORTHODOX



DOB
MAY 6, 1998

BORN IN
CHESTER, CHESHIRE

WT20IS: 68
WODIS: 66
TESTS: 7

CHARLIE DEAN

RH BAT, RA OFF BREAK



DOB
DECEMBER 22, 2000

BORN IN
BURTON-ON-TRENT

WT20IS: 31
WODIS: 34
TESTS: 2

LAUREN BELL

RH BAT, RA FAST MEDIUM



DOB
JANUARY 2, 2001

BORN IN
SWINDON,
WILTSHIRE

WT20IS: 23
WODIS: 14
TESTS: 3

SOPHIA DUNKLEY

RH BAT, RA LEG BREAK



DOB
JULY 16, 1998

BORN IN
LAMBETH, SURREY

WT20IS: 67
WODIS: 33
TESTS: 6



3rd Test - Australia vs India at The Gabba Dec 14 - 18, 2024

SECOND INNINGS													
	Batsman	How Out	Runs	FW	Mins	Balls	4/6	How Out	Runs	FW	Mins	Balls	4/6
Overs	TOTAL				TOTAL				TOTAL				
	Bowler	Overs	Mds	Runs	Wkts	NB	W	Overs	Mds	Runs	Wkts	NB	W
Captains													
Wicketkeepers													
Toss													

4th Test - Australia vs India at MCG

Dec 26 - 30, 2024

FIRST INNINGS										SECOND INNINGS										
Batsman	How Out	Runs	FW	Mins	Balls	4/6	TOTAL			How Out	Runs	FW	Mins	Balls	4/6	TOTAL				
							B	LB	W							B	LB	W	NB	NB
		Time			Time			Overs			Time			Overs						
		Mds	Runs	Wkts	NB	W	Overs	Mds	Runs	Wkts	NB	W	Overs	Mds	Runs	Wkts	NB	W		
Sundries		B	LB	W	NB	B	LB	W	NB											
Overs		TOTAL			TOTAL			TOTAL			TOTAL			TOTAL						
Captains		Bowler	Overs	Mds	Runs	Wkts	NB	W	Overs	Mds	Runs	Wkts	NB	W	Overs	Mds	Runs	Wkts	NB	W
Wicketkeepers		Toss																		



FIRST INNINGS										SECOND INNINGS											
Batsman	How Out	Runs	FW	Mins	Balls	4/6	How Out	Runs	FW	Mins	Balls	4/6	How Out	Runs	FW	Mins	Balls	4/6	Batsman		
																				B	LB
TOTAL										TOTAL											
Overs					Time					Overs					Time						
Bowler		Overs	Mids	Runs	Wkts	NB	W	Overs		Mids	Runs	Wkts	NB	W	Overs		Mids	Runs	Wkts	NB	W
Stumps Scores																					
Day 1										Day 3											
Day 2										Day 4											
										Day 5											
MAN OF THE MATCH																					
																			RESULT		

5th Test - Australia vs India at SCG Jan 3 - 7, 2025

SECOND INNINGS																			
Batsman	How Out	Runs	FW	Mins	Balls	4/6	How Out	Runs	FW	Mins	Balls	4/6							
	B	LB	W	NB	TOTAL			Overs	Mds	Wkts	Runs	NB	W						
Sundries							B	LB	W	NB	TOTAL		Overs	Mds	Wkts	Runs	NB	W	Umpires
Overs							TOTAL		Time										
Captains	Bowler	Overs	Mds	Runs	Wkts	NB	W												
Wicketkeepers		Toss																	

WHO'S NEXT?

Virat Kohli has been coming to Australia to contest the Border-Gavaskar Trophy for 13 years. Ahead of what is likely to be his last series in this part of the world, it is fun to wonder who will be the next Indian superstar Australians will love to hate, writes **Callum Hill**.



We have been truly spoilt, mesmerised, infuriated at times and heartbroken by Virat Kohli whenever he has taken to the big stage in the Border-Gavaskar Trophy, whether performing in Australia or his own backyard.

This summer will likely be his last trip down under for a Test series. The hand of Father Time is not one which anybody can escape, not even this seemingly everlasting treasure, who has been at the top of cricket's Everest for so long.

There have been many encounters where Kohli has riled up his opponents. It is an artform; he is the Picasso of getting underneath his opposite number's skin.

In 2014/15, Kohli was a standout performer. He dominantly went about his work with the bat and piled on runs at ease. The first thing I think of when I recall that series is the humdinger of a battle he had with Aussie tearaway Mitchell Johnson, a man also made for big-stage performances. They exchanged blows, traded words and epitomised high performance in the process.

These are the things the fans remember years later, which become the stories we tell the next generation. It isn't always the immaculate cover drive, the hanger of a

catch or the death rattle of the stumps. Quite often the characters and their personalities stay in our minds long after we became lost in the cut-throat contest playing out.

The 2018/19 Border-Gavaskar Trophy was hotly contested, with Kohli famously getting stuck into Australia's "Temporary captain" I believe were the words Rishabh Pant used to describe Tim Paine. The two skippers would not back down, trading verbal blows across the series. These stoushes fired up the fans. Everyone had an opinion. Encounters like these keep you checking the TV guide and counting the days until the next Test begins.

Paine fuelled the fire when asking one of Kohli's counterparts, "I know he's your captain, but you can't seriously like him as a bloke?" That still makes this writer chuckle. Good areas, Paine.

There was a lack of spice when Bazball's England travelled to India, but it certainly wasn't because the standard of cricket wasn't up to it. The more I think about it, the more I realise it is because India's great antagonist wasn't there ...

So enjoy watching one of the greatest players of all time performing at our Test venues for likely the final time. Get caught up with what comes with his presence. ●



Darcie Brown appeals for the wicket of Chloe Tryon of South Africa during day three of the Women's Test between Australia and South Africa at the WACA in February.

(PHOTO: Paul Kane/Getty Images)



Summer of Cricket

Your home of Cricket is on the ABC listen app

Hear every ball, all summer

Download the app today

