

GRAND DESIGNS AUSTRALIA

SEMIBOLD
A SEMI-DETACHED
TERRACE THAT'S HARD
ON THE OUTSIDE AND
SOFT ON THE INSIDE

**GRAND
OPENINGS**
WE TALK WINDOWS,
DOORS & SKYLIGHTS


20
STYLISH
EXTERIOR
SOLUTIONS

UNIVERSAL
MEDIACO

Issue 12.4

AUS \$11.50*

NZ \$12.99 (Incl. GST)



ISSN: 2200 - 2197

9 772200 219001

CURVY CONCEPT

A SPIRITED ADDITION
TO A LATE 1800S
VICTORIAN TERRACE

orbi | WiFi 6E
QUAD - BAND

A MASTERPIECE OF WIFI CONNECTIVITY

Every aspect of Orbi has been specifically designed to unleash unyielding power and performance throughout today's most demanding and sophisticated smart homes. Orbi's unique, award-winning design and exclusive patented technology delivers flawless WiFi coverage, advanced security, and unparalleled reliability. Don't settle for anything less.

Performance. Protection. Perfection.



Upgrade to award-winning WiFi at [NETGEAR.com.au/BestWiFi](https://www.netgear.com.au/BestWiFi)

NETGEAR

OVER 25 YEARS OF WORLD-CLASS INNOVATION

orbi | WiFi 6E
QUAD - BAND

EXPERIENCE A SUPERIOR CLASS OF WIFI

When it comes to elite WiFi performance across your home, Orbi is in a class of its own. Whether you're accomplishing daily tasks or immersing yourself in entertainment, why compromise on anything less than the best? Only Orbi delivers absolute perfection in WiFi.

Upgrade to award-winning WiFi at [NETGEAR.com.au/BestWiFi](https://www.netgear.com.au/BestWiFi)

NETGEAR

OVER 25 YEARS OF WORLD-CLASS INNOVATION



coshliving

Celebrating 15 Years

Cosh Living offer a comprehensive range of designer indoor & outdoor furniture, representing both International & Australian brands.



@coshliving
coshliving.com.au

Left: Frame Bedroom & Erskine Bed by Kett.
Above: Illum Table & Elio Armchairs by Tribu.

Sydney
Melbourne
Brisbane
Perth



40th
ANNIVERSARY
SINCE 1983

A PROUD HISTORY OF QUALITY AND CUSTOM FABRICATION

For 40 years, innovation and quality have been our driving passions. Rylock design and manufacture a range of high performance product solutions. AUSTRALIAN MADE AND OWNED.



Scan QR for project photos and article

rylock.com.au

Designed by Personalised Home Designs

Built by 4Life Constructions

Photography by Clique Creative



 **Smith & Sons**
RENOVATIONS & EXTENSIONS



Australia's Premier Design & Build
Home Renovation Specialists

smithandsons.com.au

Creating inspirational spaces
from concept to completion





PROJECT INFORMATION

Project Location: Grant Street, Golden Point

Builders: Smith & Sons Ballarat

SCHOTS HOME EMPORIUM

BATHROOMS // FIREPLACES // KITCHEN // HARDWARE // LIGHTING // FURNITURE // OUTDOORS

ELLARA WALL HUNG VANITY

DIMENSIONS:
W120 X D50 X 34CM
WEIGHT: 80KG

MATERIALS:
WOOD, MARBLE &
CERAMIC

KEY FEATURES:

- // CARVED FROM SOLID WOOD FOR UNMATCHED DURABILITY
- // PRISTINE WHITE MARBLE COUNTERTOP THAT EXUDES LUXURY
- // HIGH-QUALITY INLAID CERAMIC BASIN FOR ENDURING SOPHISTICATION
- // UNDERSTATED, RECESSED HANDLES FOR A MODERN TOUCH
- // SINGLE OR DOUBLE BASIN OPTIONS TAILORED FOR YOUR SPACE
- // WALL-HUNG FEATURE MAXIMIZING ROOM AESTHETICS
- // WHERE DESIGN MEETS UNPARALLELED QUALITY
- // AVAILABLE IN 90, 120 & 150CM SIZES



SCHOTS HOME EMPORIUM

BATHROOMS // FIREPLACES // KITCHEN // HARDWARE // LIGHTING // FURNITURE // OUTDOORS

RONDELLA WOOD BURNER

DIMENSIONS:

W85 X D85 X 87CM
WEIGHT: 110KG

MATERIALS:

STEEL, VERMICULITE &
GLASS

KEY FEATURES:

- // ICONIC ROUNDED DESIGN: BLENDS WITH BOTH MODERN AND TRADITIONAL DECORS
- // CLEAR, CURVED GLASS FOR 360-DEGREE FLAME VIEWS
- // POWERFUL 25KW OUTPUT: WARMS LARGE SPACES WITH EASE
- // ADJUSTABLE HEAT: CUSTOMISABLE DAMPER FOR DESIRED WARMTH
- // QUALITY CRAFTSMANSHIP: DURABLE MATERIALS AND CUTTING-EDGE TECH
- // ECO-FRIENDLY 0.7G/KG LOW EMISSIONS: A SUSTAINABLE HEATING CHOICE
- // STATEMENT PIECE: ELEVATES ROOM AESTHETICS



Victoria's Multi-Award Winning Custom Home Builders



Hedger Constructions Pty Ltd
CDB-U 53287

Specialising in luxury custom homes, Hedger Constructions are redefining modern living with homes that transcend the traditional. Working collaboratively with clients and architects, we create best-practice solutions that bring inspiring custom home ideas to life. As industry leaders in Certified in Passive Home builds, Hedger Constructions delivers unique, energy efficient and innovative homes with outstanding craftsmanship.

HEDGER CONSTRUCTIONS

Building with Distinction




Architectural Custom Homes
Certified Passive Homes
Off-Grid Custom Homes

Sloping Block Builds
Renovations & Extensions
Knock Down & Rebuild

hedgerconstructions.com.au

1300 291 101





THE
WOODWORKERS
 COMPANY
 since 1928

DOORS THAT INVITE

SHOWROOMS THAT



PERHAPS NOW THAT YOU CAN SEE SOME OF OUR ORIGINAL DESIGNS YOU CAN SEE WHY WE CLAIM WOODWORKERS OFFERS YOU MORE CHOICE IN STOCK RED CEDAR JOINERY THAN ANYBODY ELSE IN AUSTRALIA. TO FIND OUT ABOUT OUR BETTER PRICES HOWEVER YOU'LL HAVE TO CONTACT US AT WOODWORKERS.COM.AU OR VISIT OUR SHOWROOMS



EXCITE

PRICES THAT DELIGHT

BRISBANE 1095 Ipswich Rd Moorooka 4105 ☎ 07 3848 1383 www.woodworkers.com.au sales@woodworkers.com.au	GOLD COAST Warehouse Road Southport 4215 ☎ 07 5571 0088 www.woodworkers.com.au sales@woodworkers.com.au	SUNCOAST 53 Wises Road Maroochydore ☎ 07 5479 0999 www.sydneywoodworkers.com.au sales@sydneywoodworkers.com.au	SYDNEY 2 Sydenham Rd Brookvale 2100 ☎ 02 9938 4999 www.sydneywoodworkers.com.au sales@sydneywoodworkers.com.au
---	---	--	--



LUXURY FURNITURE



Underframe with leather (tan in picture RHS) with stainless steel legs.



Discover a level of customization with Amatozzi

When it comes to designing an ideal interior space, settling for ordinary furniture is simply not an option; that's where Amatozzi comes in.

At Amatozzi, we firmly believe in providing our clients with unparalleled customization possibilities to transform their living spaces into extraordinary retreats.

Each lounge can be customized with more value-added options and dimensions to fit your house. Build your lounge from our Clio range, customized and unique for you.



Customisation





Leaders in furniture refurbishment

UPHOLSTERY - POLISHING REPAIR - CABINET

CEO Dan Hurditch (left) and Chairman of Covesmore Solutions John Allen Commins (right) with furniture legend Tony Parker (middle)

Ex Parker People™

PH +61 411 454 573 | hello@covesmore.com.au
www.covesmore.com.au





CORK IMPORTS

A U S T R A L I A

P 07 3399 1493 | E sales@corkimports.com.au | W corkimports.com.au

Calais Cream



Calais Alloy



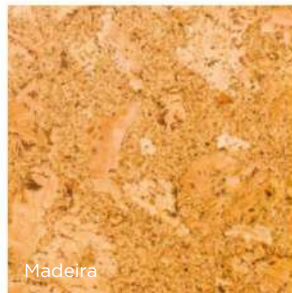
Harmony

new generation cork

WARM UNDER FOOT • SOFT AND RESILIENT • NEW DESIGN RANGE • PRE-GLUED AND PRE-FINISHED




Calais Alloy



Madeira



New Madeira White



Calais Cream



It's time to talk cork. We're not talking "kitchen of the '70s" look, we're talking a fresh, sleek offering from Cork Imports Australia while still embracing all the benefits of traditional cork.

Featured inset, is the Calais Alloy tile soon to be seen in some pretty big commercial offerings around Australia. The tile is a slightly translucent smoky grey, which allows the beauty of the underlying grain to shine through and will suit any space. The Calais Cream is a translucent cream finish over a natural tile, which allows hints of the natural colour to peek through.

As with the other recent offerings from Cork Imports, the tiles are pre-glued and pre-finished, so it's easy to install and with minimal mess.

Importing only the best Portuguese cork, Cork Imports Australia is reinventing interior design style for the 21st century with its New Generation Cork range, at a time when sustainable materials are the only materials that really matter. Naturally waterproof, the *Quercus suber* (cork oak) can be harvested continuously without felling the tree, and its bark makes the perfect material for your home – warm in winter, cool in summer, acoustically sound,

hypoallergenic, fire-retardant and with antistatic properties so it doesn't attract or retain dust.

It's safe to say that Cork Imports Australia has an extensive range of floor tiles, wall tiles and cladding that can add instant interest, not to mention the exclusive spa range.

Whether you're installing a new floor or replacing an old worn-out one, cork is the natural choice, offering the most benefits and huge versatility. With the warmth of carpet, the elegance of hardwood and colour selection of vinyl all rolled into one, you just can't go wrong!



European Made



Exceptional Versatility



Available at

RAINBOW SHADE ✦



07 55 805 366



www.rainbowshade.com.au

Soltis

BLINDS

LUXURY
EXCELLENCE




Visual & Thermal Comfort



Leading Colour Range

Premium fabrics that blend stunning design with optimal thermal and visual comfort, elevating any home or office to a new level of luxury and style.



GRAND DESIGNS AUSTRALIA

EDITOR April Ossington
DEPUTY EDITOR Louise Smithers
CONTRIBUTORS Peter Colquhoun, Chris Knierim, Carrol Baker
ART DIRECTOR Kate Podger
PLANS Anthony Allars
SUB-EDITOR Michelle Segal

COVER IMAGE
 Tiara House by FMD Architects
 Photography by Dianna Snape

ADVERTISING ENQUIRIES AND BOOKINGS NSW

Advertising Team Leader
 Anthea Hamilton
 M: 0414 319 271
 E: ahamilton@umco.com.au
Business Development Partnerships Manager
 David Strong
 M: 0411 424 072
 E: dstrong@umco.com.au
Vic, SA, Tas, Qld Advertising Manager
 Natalie Grosso
 M: 0420 477 422
 E: ngrosso@umco.com.au
Vic
Kitchens, Bathrooms & Heating Specialist
 John Oliver
 P: (03) 9694 6430 M: 0417 316 820
 E: joliver@umco.com.au

Advertising Production
 Brendan Alder

UNIVERSAL MEDIACO

Chairman/CEO
 Prema Perera
Publisher
 Janice Williams
Chief Financial Officer
 Vicky Mahadeva
Associate Publisher
 Emma Perera
Circulation Business Development Manager
 Mark McTaggart

This magazine is printed on paper produced in a mill that meets Environmental Management System ISO14001. *Grand Designs Australia* issue 12.4 is published by Universal Magazines, Unit 5, 6-8 Byfield Street, North Ryde NSW 2113. Phone: (02) 9805 0399, Fax: (02) 9805 0714. Melbourne office, Level 1, 150 Albert Street, South Melbourne Vic 3205. Phone: (03) 9694 6444, Fax: (03) 9699 7890. Printed in Singapore by Times Printers, timesprinters.com. Retail distribution: Gordon and Gotch, Australia. Distributed in Singapore and Malaysia by CARKIT (FE), Singapore, Phone: 65 62821 960. This book is copyright. Apart from any fair dealing for the purpose of private study, research, criticism or review as permitted under the Copyright Act, no part may be reproduced by any process without written permission. Enquiries should be addressed to the publishers. The publishers believe all the information supplied in this book to be correct at the time of printing. They are not, however, in a position to make a guarantee to this effect and accept no liability in the event of any information proving inaccurate. Prices, addresses and phone numbers were, after investigation, and to the best of our knowledge and belief, up to date at the time of printing, but the shifting sands of time may change them in some cases. It is not possible for the publishers to ensure that advertisements which appear in this publication comply with the Competition and Consumer Act 2010 (Cth) and the Australian Consumer Law. The responsibility must therefore be on the person, company or advertising agency submitting the advertisements for publication. While every endeavour has been made to ensure complete accuracy, the publishers cannot be held responsible for any errors or omissions.
 * Recommended retail price
 ISSN 2200 - 2197
 Copyright © Universal Magazines MMXXIII
 ACN 003 026 944
 umco.com.au
 Please pass on or recycle this magazine.

Fremantle

Grand Designs® is a trademark of, and is licensed by, FremantleMedia Australia. All rights reserved. Grand Designs® is produced by FremantleMedia Australia Pty Ltd. ©2023 FremantleMedia Australia Pty Ltd. Licensed by FremantleMedia Australia. All rights reserved.



GOODWE

Beauty and power combined. The ultimate solar solution for your home.



As one of the top solar product manufacturers in Australia and the world over, GoodWe's Research and Development team of over 850 personnel have created the EcoSmart Home solution.

EcoSmart Home comprises of a full suite of products including inverters, energy storage, electric vehicle charging and innovative integrated solar roof tiles, in order for homeowners to tailor a powerful and beautiful looking system that maximises solar generation, stores power in the safest battery technology on the market, and reduces energy bills.

For more information, please visit www.goodwe.com.au





160

92



REGULARS

- 22 Credits
- 28 Editor's Letter

CREATIVE EDIT

- 32 Style Spot
- 34 Design Forum
- 36 Book Club
- 38 Architecture Snapshot
- 44 Fave 5

IN PROFILE

- 42 Kieren Karritpul

SPECIAL FEATURE

- 50 Grand openings

HOUSE OF THE YEAR AWARDS

- 60 Outstanding entrants

THE SOURCE

- 178 Exterior

EXPERT ADVICE

- 212 Architecture
- 214 Building

Contents

ISSUE #12.4

132



32



KOSNY.

HARDWOOD SCREENS

ELEVATE YOUR OUTDOOR SPACE AND SAVE TIME ON INSTALLATION WITH DESIGNER PRE-FABRICATED SCREENS.




From privacy screens, fencing, feature walls to BBQs, installing Kosny screening panels is a breeze.

Panels available in 4 sizes and crafted from high-quality sustainable timber.



1800mm x 900mm



2100mm x 900mm




2400mm x 900mm



2700mm x 900mm

For your nearest Stockist Australia-wide, visit www.kosnytimber.com.au or phone 0468 472 989



78

HOUSES

- 68 Semibold**
Light and dark
- 82 Casa Victoria**
Viva la Mexico
- 94 Huff'N'Puff Haus**
Sustainable country home
- 106 Coringle House**
Relaxed family living
- 122 Darlinghurst Terrace**
Riot of colour
- 134 Waratah Stables**
Spectacular heritage house
- 146 Wattletree House**
Butterfly house

KITCHENS & BATHROOMS

- 160 Feature:** Grandworthy kitchens & appliances
- 170** A charismatic charmer
- 172** An Edwardian-style oasis
- 174** Warm timber and cool white

OUTDOORS

- 188** Coogee
- 194** Champion of Champions: Australian Landscaper of the Year Awards



132

92

134



122



Sleek

Stylish

Sophisticated



GALIANO
Timeless Elegance.



GREENS
where life meets water

From the Editor



Mentionables

Semibold. literatrotta.com

Harira Tangle sculpture.
globewest.com.au



This issue, we focus on the essential parts of the home that make it shine. Sometimes you really can judge a book by its cover. The exterior is, of course, the first thing people see when they arrive at your house.

Improve your street appeal with the latest solutions for exterior walls, roofing and cladding in our exterior feature.

The kitchen is the heart of the home and it's one of the most popular rooms to renovate because it makes a great impression for the rest of your house. This issue, we take a look at kitchen designs that belong in a *Grand Designs Australia* home, as well as the hottest kitchen appliances to finish off the look and contribute to the function of your kitchen.

In our Grand Openings feature, we consider some very important choices to make when it comes to building. These days, there are so many options for the humble door, with stacks of really nice contemporary designs as well as the traditional ones that have stood the test of time. Modern windows serve their obvious function of letting in light, air and views, but the really great ones ensure optimal ventilation and use modern technology to insulate your home, reducing your annual heating and cooling costs. We also take a look at skylights and security systems/locks for your doors and windows.

A standout project this issue is Semibold by LiteraTrotta Architecture and Toki Construction. Featuring a dramatic exterior, this semi-detached terrace has a commanding presence outside, while the inside of the home is calm and welcoming, with soft muted tones and sweeping curves.

April

APRIL OSSINGTON
EDITOR



Wool *Carpets*

Canvas for life.

Our wool carpets are made from the finest natural wool fibres, which are renewable and biodegradable. Wool carpet is also naturally insulative with humidity control for a comfortable indoor environment, making it cooler in summer and warmer in winter. Wool carpets are naturally luxurious and hypoallergenic making them both aesthetic and suitable for those with allergies.

PICTURED: 13TH BEACH - 14 The Bluff

Invoking a sense of seaside tranquillity, 13th Beach is a chunky loop pile wool carpet, bringing a casually elegant and contemporary feel to your home.

 **Feltex**

For homeowners, please visit:
www.feltex.com

 **COMMERCIAL**

For large scale designers,
architects and builders visit
ghcommercial.com

Creative Edit

Take a look at what's happening in the world
of architecture and interior design

32 Style Spot **34** Get Social **36** Book Club
38 Architecture Snapshot **42** In Profile
44 Fave 5 **50** Special Feature: Grand Openings

OUTDOOR LIVING

BY LUXAFLEX
WINDOW COVERINGS



Transform the way you live with Luxaflex® **EVO MagnaTrack Awnings**.

Bring the outdoors in and entertain effortlessly by creating the ultimate living space. Our patented magnetic retention system provides protection from the harshest Australian weather, so you can enjoy the best of the great outdoors all year round.

For a tailor made solution to transform your home, visit your local Luxaflex Showroom.

luxaflex.com.au | 13 58 92



Kristall end table by Memphis Milano.
livingedge.com.au




B&B Italia Shelf X bookcase.
spacefurniture.com.au



Ginza timber robot by Memphis Milano.
livingedge.com.au



Casablanca cabinet by Memphis Milano. livingedge.com.au



Curvy full-length velvet mirror.
gigiantom.com.au



Carlton room divider by Memphis Milano. livingedge.com.au



Loop armchair by India Mahdavi for Gebrüder Thonet Vienna.
spacefurniture.com.au



Sidney Plump three-seat sofa.
globewest.com.au



Harira Tangle sculpture.
globewest.com.au



First chair by Memphis Milano.
livingedge.com.au



Artie Kick side table.
globewest.com.au



MODERN Memphis

Celebrating colour and adopting asymmetrical and geometric shapes alongside tubular profiles, Modern Memphis style is joyful and quirky. Embrace bold, contrasting palettes, introduce abstract squiggles and think outside the square

EDITED BY LOUISE SMITHERS



INSPO

Cara Delevingne's vibrant and playful west London home. Photography by Skyler Smith. skyler-smith.com



Rufus Hedra sculpture. globewest.com.au



Pop Retro Memphis design wallpaper. bobbibeck.com



Retro felt accent chair. gigiandtom.com.au

Solid Cube glass candle holders. gigiandtom.com.au



Claude buffet. globewest.com.au



01



02

Get Social

Click to explore the wonders of our architectural environment

EDITED BY LOUISE SMITHERS



04



03

02/ Regenerative Living Godfrey Hirst is passionate about interior design. The company's carefully curated interior trend reports highlight new and emerging trends, and how these can be brought to life in the home. One such trend is Regenerative Living, which is defined by neutral tones, natural fibres and the creation of an earthy atmosphere. From insulating wool to rich timber, Godfrey Hirst products effortlessly promote the Regenerative Living aesthetic, particularly when layered with natural bed linen, terracotta tiles and chunky pottery. To order samples from its vast flooring range, visit the Godfrey Hirst website. godfreyhirst.com/au

03/ Affordable Architectural Living Until now, Victorians wanting to build a new home had two choices: go down the expensive and time-consuming route of hiring an architect, engineer, interior designer and builder to create a beautiful custom home, or alternatively, buy a standard cookie-cutter home that is more affordable but lacks build quality and design integrity. There was really no middle ground. Arli Homes has stepped into the field offering a third option – premium-quality, affordable homes designed by renowned architecture firm, DKO Architecture. The Arli Homes offering cleverly fills a gap in the market that desperately needed filling. All the premium-quality inclusions in Arli dwellings are standard, with only a few as optional upgrades. What you see is what you get. There's also a home estimator on the site and at the display homes, which will help you work out the price of your abode. arlihomes.com.au

01/ UDIA Awards Independent Sydney property developer Central Element (CE) was victorious at the coveted Urban Development Institute of Australia (UDIA) NSW Awards for Excellence. CE won across two categories, awarded at the UDIA NSW and Coronation Awards for Excellence Gala Dinner, held at The Star Sydney. As further recognition for the company as a major player in delivering quality properties to the NSW market, CE walked away from the night with two awards, with Anden Coogee (pictured) taking top place in both the Medium Density Development and Design categories. Its Balmoral Collection in Mosman was also nominated in the Design and Retirement Living categories and Ethos Chatswood for Marketing. udianswards.com.au

04/ A Modern Take On Traditional Forms Melbourne-based furniture designer and 3D artist, Locki Humphrey is a creative firecracker. Producing one-off pieces of collectable furniture for exhibitions, private homes and styling projects, as well as commission pieces, Locki is in the midst of producing his first commercially available collection. From timber, glass and paper to steel and even Ethernet cabling, Locki's work is a celebration of materiality. Experimenting with traditional forms and playing with exaggerated proportions, each piece is playful, emotive and oftentimes nostalgic. lockihumphrey.com

F: facebook.com/granddesignsaustraliamagazine I: instagram.com/granddesignsau T: twitter.com/granddesausmag P: pinterest.com/granddesignsau





What began with a spark...



...emerges as an icon.

The difference is Gaggenau.

We have been perfecting one oven for over 30 years. Our latest rendition accentuates its distinctive design: the door is created from one imposing 90cm wide sheet of 3mm high-grade stainless steel. It represents one vast entrance to culinary potential.

This remodelled, hand-crafted work of art is the culmination of our finest principles, skills and ethos. We've christened it the EB 333. This has always been more than an oven; it is a promise to create masterpieces.


Be our guest, experience our statement pieces:
Gaggenau Melbourne | Gaggenau Sydney

gaggenau.com.au

GAGGENAU



**CAMPO BAEZA
SELECTED WORKS**
ALBERTO CAMPO BAEZA
RIZZOLI INTERNATIONAL | \$260
Alberto Campo Baeza, one of contemporary architecture's most distinguished voices, is renowned for a body of work that exudes the power of radical simplicity. This monograph features projects spanning four decades of international architectural practice. Contributions by Richard Meier and David Chipperfield offer critical commentary on Campo Baeza's persistent quest for beauty and relevance through his adherence to simplicity and a deeply felt devotion to modernist principles of architecture.



ORNAMENT IS NOT A CRIME
REBECCA L. GROSS | THAMES & HUDSON | \$69.99
The distinctive visual language, bright colours and unexpected materials of the 1980s postmodernists are making a comeback. After decades of minimalism, mid-century modern and Scandinavian design, a new wave of architects and designers are experimenting with shape, scale and symbolic references to add expression and meaning to interior and furniture design. Daring and delightful with a healthy dose of wit and whimsy, this exuberant showcase of 21 houses from around the world is for anyone seeking bold inspiration for their home.

Book Club

Expand your horizons with ...
EDITED BY LOUISE SMITHERS



HOUSE CAT
PAUL BARBERA
THAMES & HUDSON AUSTRALIA | \$49.99
This is not a book about cats. Nor is it a book on interiors. It is somewhere between: a look at how cats and interiors interact, and how cats become a fundamental part of one's home. *House Cat* is a celebration of 57 charismatic cats and the incredible spaces they nonchalantly inhabit — from Grace Coddington's famous felines in their cosmopolitan New York apartment, all the way to a farmhouse cat that has no idea that his owner is the great Bunny Williams.

THE CLEAN HOME
KATRINA SPRINGER
MACMILLAN AUSTRALIA | \$29.99
Katrina Springer's mission is to find calm amid the chaos of everyday life. Through her simple, easy-to-follow tips and ideas, Kat demonstrates how to develop routines and schedules to keep your home clean — and your mind clear. In *The Clean Home*, Kat's aim is to help those who feel overwhelmed by their mess, giving them step-by-step processes to clean their houses and enjoy the spaces they live in. Using the motto "imperfectly perfect is good enough", Kat's wisdom and practical approach will help make life simpler and tidier.



THE NEW FRENCH LOOK
LAUREN LI
THAMES & HUDSON | \$49.99
Trends come and go, but French interiors, old or new, never go out of style. *The New French Look* is spirited and fresh, layered but never fussy, effortless yet always chic. It confidently uses elements of colour and pattern to create an elegant atmosphere, but with a new contemporary edge. Referencing history, it offers a respectful nod to the past without ever looking stale and stuffy. In this first book in the Style Study series, interior designer Lauren Li takes a deep dive into the best examples of the "New French" look to discover what makes the aesthetic so appealing.



wallpaperdirect™

Since 1999

Make a BIG
impression with
Murals



[wallpaperdirect.com](https://www.wallpaperdirect.com)

Wallpapers | Fabrics | Accessories | Made to Measure Service



SHOP THE LOOK



01

ARCHITECTURE snapshot

Standout architecture that goes
above and beyond

EDITED BY LOUISE SMITHERS



02

01 THE JUDO HOUSE, MELBOURNE

The Judo House was designed for a young family of Judo enthusiasts. Along with an investigation of the architectural screen, the Judo axiom of the minimum move producing the maximum effect was applied to architectural form and space to become the generator of a house design for this small inner-city site. Besides the usual requirements of a family home, the clients wanted a space where they could teach the children Judo. Therefore, the basement became a multi-use area with martial arts as its core activity. Circular floor windows on the ground-floor living area allow light and views to the Judo practice below. Ceiling heights were calculated to allow for a person to be thrown over one's shoulders. The tripartite facade with charcoal to the south, white to the north and the fade between breaks the mass into flag-like slices, as if the house has been dipped in paint. Photography by John Gollings. nervegna-reed.com.au

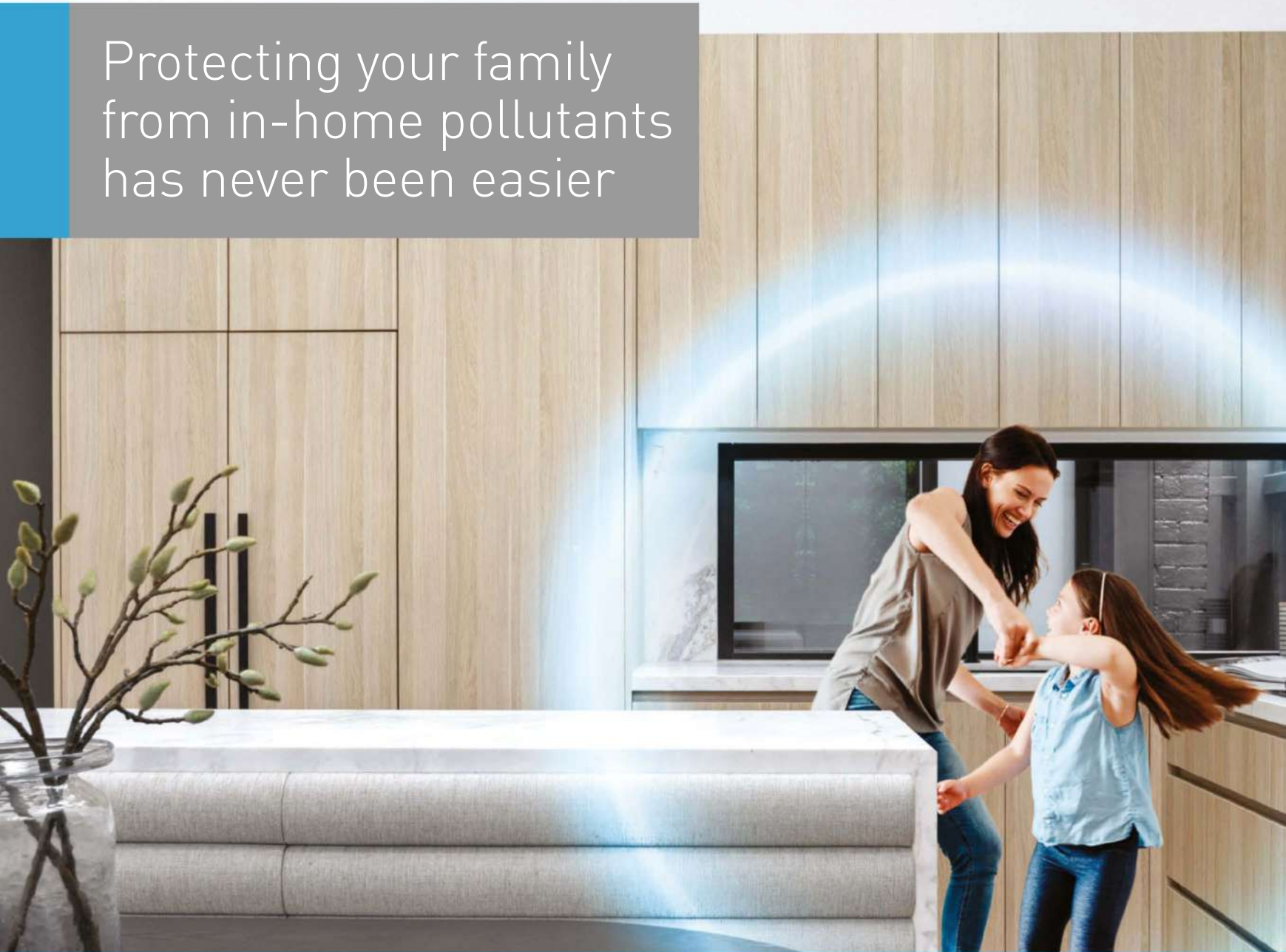
02 CANTILEVER HOUSE, ACT

Cocooned in recycled brick, shiplap timber cladding and Colorbond roofing, Cantilever House is a contemporary family home that combines passive solar orientation with a number of flexible spaces and zones to provide connection or separation depending on the activity. The Canberra dwelling was designed by Sense of Space (SOS) Architects with a simple palette of brick, concrete, steel and timber, which was carried through both the exterior and interior to create a robust, cohesive and tactile backdrop to family life. The cantilever of the upper-level timber gable defines the entry zone. The timber cladding wraps down across the soffit, with the lowered ceiling at the entry inside creating a sense of compression. The 11m-long steel beams that support the upper level are expressed internally as a way of articulating and orienting the inside spaces. Photography by Kasey Funnell. sosarchitects.com.au

Panasonic

AIR CONDITIONING

Protecting your family from in-home pollutants has never been easier



Complete air purification wherever you go

Panasonic air conditioners feature nanoe™X air purification technology, and can be controlled using the Panasonic comfort cloud app, wherever you go, even while you're away from home.

INHIBITS 5
TYPES OF
POLLUTANTS



Bacteria
& Viruses



Mould



Allergens



Pollen



Hazardous
Substances

The logo for nanoe™X, featuring a stylized 'n' followed by the text 'nanoe™X'.

For more information visit
try.panasonic-air.com.au



*The nanoe™X mode can be run independently from cooling or heating mode, and needs to be on for the 24 hour air purification to function. The effect of nanoe™X varies depending on model selected.



03

03 TIARA HOUSE, MELBOURNE

Tiara House is a spirited addition to a late 1800s Victorian terrace in Melbourne's inner north. The double-storey, north-facing dwelling, which overlooks the historic parklands of Edinburgh Gardens, inspired FMD Architects to embrace a sentimental and sustainable approach in the new addition, offering a poetic response to place grounded by amenity and liveability. The home's ornamental frontage is modernised with a neutral palette, enhancing its original iron lacework, corbels and decorative plasterwork. The site's existing 1970s lean-to is replaced with a lofty, light-filled addition that embraces a warm material logic, combining fluted timber linings, white rendered brick and bespoke concrete aggregate floors. Photography by Dianna Snape. fmdarchitects.com.au

04 DAREBIN HOUSE, MELBOURNE

Embedded with a strong sustainability ethos, Darebin House is a new family home sited opposite Darebin Parklands in Alphington. The two-storey house is wrapped in zinc shingles of three shades, a contextual nod to the tonal colours within the eucalyptus trees in the adjacent park. The house is conceived as a cubic form, into which openings are punched and internal volumes are carved to create intersecting spaces. This is not only a family home, but also a sanctuary composed of natural materials and with space to wash away the dirt of the city on arrival. A large double-height "big room" allows the family to come together in a space where large windows and openings blur the boundary between the interior and exterior. Photography by Derek Swalwell. moleculeweb.com



04

05 HEMP HOUSE, CENTRAL VICTORIA

Designed by James Goodlet of Altereco Design, Hemp House is a 75sqm abode that feels far larger than its footprint thanks to high ceilings, large windows and a clever layout. Miglas AliClad double-glazed casement windows and sliding doors with low-e coating adorn the Lyonville home. With thick hempcrete walls and lashings of reclaimed timber, the house is both grand and cosy. Combining hardwood frames on the inside and fire-resistant powder-coated aluminium on the outside, the Miglas AliClad windows are the cherry on top of this impeccably designed residence. Designed by James Goodlet for Altereco Design. Photography by Jade Cantwell. miglas.com.au; altereco.net.au



05



TUISS

BLINDS ONLINE, MADE SIMPLE

STAY COOL THIS SUMMER

in style

From patio blinds and outdoor window blinds to automatic sunblinds, electric blinds and more, shop for your ideal DIY outdoor shading solution online today

Discover more at: www.blindsonline.com.au
Featured Product: Shade IT Outdoor Window Blinds



Kieren Karritpul

Meet the young artist celebrating Indigenous culture through highly detailed and exquisitely executed works

WORDS LOUISE SMITHERS

Art is in Kieren Karritpul's DNA. Hailing from Nauiyu, Daly River, in the Northern Territory, Kieren comes from a long line of artists. "My mother, grandmother and great-grandmother are all artists," shares Kieren. "My ancestors made the decision for me to be an artist when I was born."

From drawing, fabric design and painting to print making and ceramics, Kieren works with various mediums to convey ancient cultural stories in a unique and contemporary fashion.

Born in 1994, Kieren grew up observing the women in his community weave baskets and fishing nets, greatly influencing his practice today. While most kids barely out of toddlerhood are mastering the art of writing their own names, six-year-old Kieren was exhibiting his work at the Merrepen Arts Festival. Since then, his work has continued to evolve and turn heads. In 2014, he was named the emerging artist winner at the Telstra Art Awards, and in 2020 he won the Textile Design Award at the National Indigenous Fashion Awards. 2023 was a busy year, with Kieren nominated as a finalist in the Sulman Prize in Sydney, the Hadley Prize in Hobart and the Fremantle Print Prize.

Of his extensive body of work, Kieren identifies compelling "fishtrap" pieces as some of his favourites. These works honour the detailed and rigorous undertaking of fishnet weaving. "The biggest and most significant work I have completed was in the Ramsay Prize at the Art Gallery of South Australia in 2021," says Kieren. "That work was called *Weaving Myself: The Landscape and the Land*." Though unable to take up the practice of weaving (due to the fact he is a Ngen'gi wumirri man), Kieren reinterprets the weaving process via painting and drawing to symbolise his entwinement with the landscape of his Country, as depicted in *Weaving Myself*. Of the two paintbrushes Kieren used to complete the impressive work, one was made from his own hair. In this way, he successfully inserted himself into the piece and cemented the significance of the finished product.

Inspired by indigenous artists such as Nyapanyapa Yunupingu and Emily Kane Kngwarreye, Kieren's art is a personal tribute to his heritage and Country. "I draw inspiration from the Country around where I live and my lifestyle of going out on Country every day to collect and be with my family and friends," he explains.

As well as his solo work, Kieren enjoys collaborative projects. Country Road's partnership with Kieren began in 2020, following his Textile Design Award win at the National Indigenous Fashion Awards. Since then, both brand and artist have worked together through a considered process of co-design to carefully reinterpret his artworks into a limited homewares range, with Kieren's designs deeply woven into the material, shape and function of every piece. Kieren was involved at every step of the design process, which resulted in five ceramic bowls and three linen textiles.



KIEREN SAYS

“My ancestors made the decision for me to be an artist when I was born”

General manager of Indigenous social change agency, Cox Inall Ridgeway, and cultural advisor to Country Road, Yatu Widders Hunt, says the co-design was a true partnership between artist and brand. “This project is a beautiful example of a good practice co-design approach where the artist and their aspirations guide the project from end to end,” explains Yatu. “Collaboration and partnership are about genuinely working together, making decisions together and building a respect for one another. This is a great example of how this can work well in a design context to achieve some amazing outcomes – an exciting initiative.” 🏠 To view Kieren’s eight-piece Country Road range visit countryroad.com.au, or to see more of his art visit merrepenarts.com.au





01

Sunning YOURSELF

It's hot, so do yourself a favour and upgrade your alfresco living space with a sunlounger worthy of its place outside

EDITED BY LOUISE SMITHERS



03



02

01 MBRACE Embrace the great outdoors and recline in style with the MBRACE daybed. Designed by Sebastian Herkner for Dendon, this luxe lounge cocoons the body in comfort. MBRACE adopts an unconventional approach to poolside furniture, combining Dedon fibre seating and a solid teak base for the very first time. The durable daybed enjoys a seductively organic form, plush cushions and an open triaxial weave. Capture the spirit of barefoot luxury and add a splash of Nordic style to your outdoor area with MBRACE. Available from Cosh Living. coshliving.com.au

02 TIGMI Inspired by the sleek loungers of 1960s Cote d'Azur, the Tigmi sunlounger adds simple elegance to any poolside. Its graceful curves and sculptural form exude French sophistication that's easy on the eye and comfortable on the spine. Crafted in Byron Bay from durable fibreglass, these sunloungers are simultaneously lightweight and durable, capable of withstanding our country's harsh climate. The chair's unique shape is ergonomically fashioned to fit the natural curve of the body. The shape and materiality take cues from French designer Charles Zuhlener, renowned for his mid-century modern style and remembered for the unique shapes and ergonomic designs he incorporated into his furniture. tigmitrading.com

03 DHARMA Add a pinch of postmodern eclecticism to your dose of vitamin D with the Dharma lounge from Baxter. Sporting a glossy lacquered polimex profile and adjustable feet, Dharma can be used as a bench or a lounger, depending on your needs. For a comfy finish, accessorise with custom-made cushions and mattresses, available in leather or fabric. Experimenting with colour and breaking away from the trend of using outdoor materials that mimic natural ones, the Dharma line of outdoor furniture – which also features a stool and armchair – is destined to be the life of your next pool party or backyard barbecue. Dharma is made in Italy and available in Australia at Space Furniture. spacefurniture.com.au

Hungry Wolf Studio is the globally recognised creator of Insitu Architectural Concrete & Training.



ARCHITECTURAL CONCRETE + TRAINING

AUSTRALIA'S LEADER IN ARCHITECTURAL CONCRETE CRAFTSMANSHIP



HUNGRY WOLF STUDIO
Architectural Concrete + Training

Stunning architectural concrete designs, Hungry Wolf Studio has developed two online courses so that you can create beautiful architectural concrete for your project.

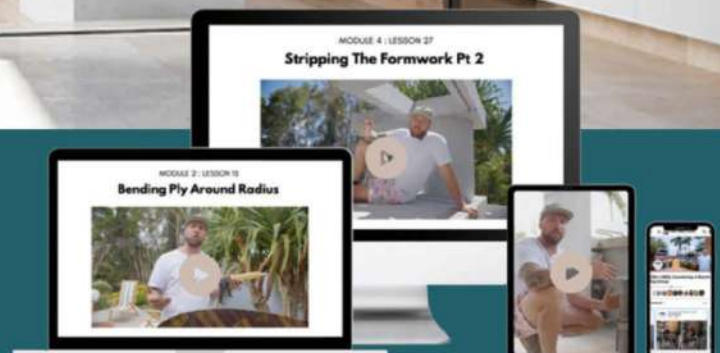
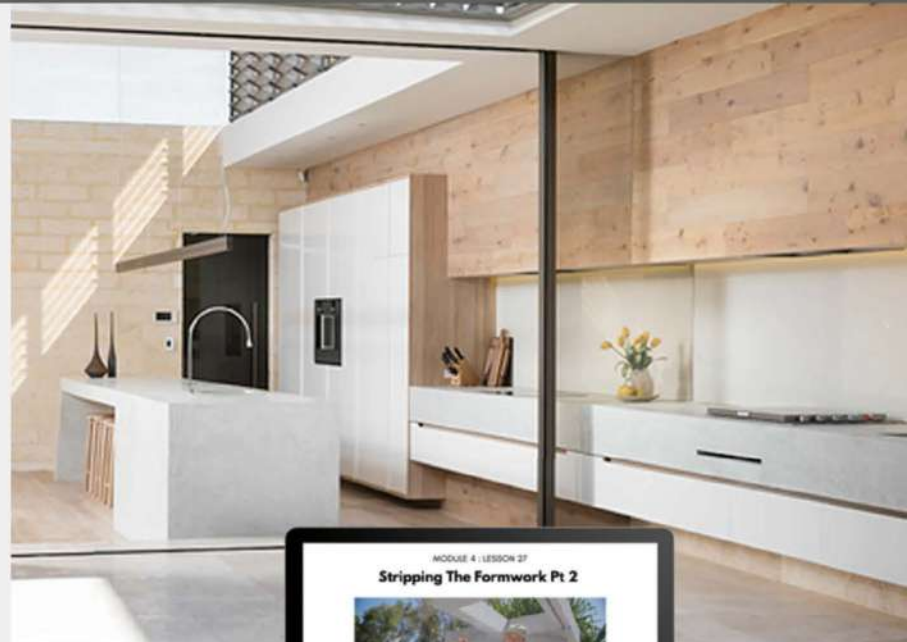
Ollie Stephens has worked with and trained architects and landscapers nationally including projects that have won awards.

Hungry Wolf Studios, with trainer Ollie provide quality online and in person training for homeowners, landscapers, DIYer and business owners. You can create your own masterpiece or work with Ollie on bespoke projects.

E: training@hungrywolfstudio.com.au

www.hungrywolfstudio.com.au

Instagram: [instagram.com/hungrywolfstudio](https://www.instagram.com/hungrywolfstudio)



Choose from two online courses, Ollie's Online Course for Concrete BBQs, Benchtops & Countertops and Ollie's Online Course for Floating stairs.



01



05

04 SAFI Enjoy your moment in the sun with the Safi sunlounger from Belgian furniture company Vincent Sheppard. Delicate weaving on the base and armrests is hand-woven using fine polyethylene resin. Whether you're sitting up to read a book, or fully reclined to take a sun-drenched siesta, Safi can accommodate all your needs as it adjusts into five different positions. High-resilience foam cushions and a powder-coated aluminium frame ensure this durable sunlounger can take the heat for many summers to come. cotswoldfurniture.com.au

05 N12 Spanish brand Oiside is a powerhouse in the world of outdoor furniture, with many of its pieces now available to Australian consumers via The Modern Traditionalists, a resource for the most exquisite designer furnishings and objects from around the world. Oiside's N12 range is spectacular. Putting a contemporary slant on traditional wicker furniture, the collection includes single or double sunbeds defined by sleek aluminium tubular profiles. These lightweight loungers exude an elegant simplicity that would complement almost any alfresco setting. themoderntraditionalists.com

PLUME GALLERY



Abstract Expressionism Artist and Director Katrina McKeon
Artwork Tropicana 160cm x 160cm

Plume Gallery can assist you to choose artwork to compliment your home or office space. We stock both contemporary art and a curated range of Aboriginal art.

GALLERY LOCATIONS | ARMADALE | SOUTH MELBOURNE

plumegallery.com

 @PlumeGallery

 @Plumegallery



GAGGENAU KITCHEN OF THE YEAR DESIGN CONTEST 2023

Congratulations to Fisherman's House by Studio Prineas for winning the 'Best of the Best' and 'Luxury Home' categories

PHOTOGRAPHY GAVIN GREEN

Open to professional kitchen designers, architects, interior designers, builders and developers from Australia, the Gaggenau Kitchen of the Year Design Contest seeks those taking their design to the next level, particularly when it comes to kitchens. Gaggenau believes these visionaries deserve to be recognised for their achievements, which is why the company hosts a bi-annual Kitchen of

the Year Design Contest. In 2023, entries were judged by a distinguished panel of industry leaders and professionals from across the design community.

Studio Prineas took out top honours in 2023 with the exquisite Fisherman's House in Birchgrove, Sydney. Fisherman's House is a richly layered family home embedded in its site. Studio Prineas sought to retain and

celebrate the original weatherboard cottage and introduce a contrasting architectural and interior sensibility with a new vertical off-form concrete wing.

Programmatically, the architectural solution to the brief involved consolidating the living spaces and kitchen in the original fisherman's cottage at the harbour's edge. Restored and opened into a singular volume, the cottage

GAGGENAU KITCHEN OF THE YEAR 2023 WINNER

Project Fisherman's House

Location Birchgrove, Sydney

Design/Architecture Studio Prineas

Joiner Finch Projects

Gaggenau products

Gaggenau 200 Series microwave
and espresso machine

Gaggenau 400 Series cooling and ovens

presents an understated, open-plan space for living. An impression of the cottage's original walls is marked with a blackened steel framework – a spatial memory of the building's first form.

The clients wanted a kitchen that would form the heart of their home from both an aesthetic and practical standpoint. The generous island bench runs almost the full length of the cottage, allowing space for the family to gather and to prepare meals. The smoked oak joinery wall has been meticulously detailed to allow it to provide a bespoke backdrop to living when the doors are closed, and an elegant working kitchen when the pocket doors are opened. The pocket doors also open to reveal an original restored window, naturally lighting the butler's kitchen niche within.

The kitchen joinery and island bench have been designed to read as freestanding elements to allow the original volume of the cottage to be legible. The island bench and joinery wall are "floating" off the original floorboards. The refined smoked oak timber-veneer cabinetry and matt black benchtop provide an elegant contrast to the texture of the retained timber floors and lining boards of the cottage. The bespoke detailing and materiality of the kitchen speak to the contemporary language of the new vertical wing, creating a continuity of expression between the old and the new parts of the home.

Gaggenau appliances were selected at the very beginning of the kitchen design process, both for their exceptional functional quality and for their refined, elegant aesthetics. The integration of the fridge, ovens, coffee maker and microwave into the joinery has allowed for a seamless visual expression.

The kitchen is the final destination of the theatrical journey through Fisherman's House. Its elegance belies its complexity and its functionality as a working family kitchen. There's an unexpectedness of the kitchen being contained within the furniture, like elements suspended within the cottage volume, providing a gathering place and a beautiful backdrop for living and making it a worthy winner of Gaggenau's prestigious awards.

Gaggenau Kitchen of the Year Design Contest will return in 2024. 🏠

[gaggenau.com.au](https://www.gaggenau.com.au)



"Fisherman's House is an exemplar of regeneration and rehabilitation – respecting and restoring landscape and heritage. The kitchen and its appliances are a beautiful contemporary addition to what is already a richly layered home embedded in its site. Thank you to Gaggenau and also to the jury for recognising Fisherman's House in this way, especially alongside such an impressive cohort of projects and practices – we are thrilled and very grateful." *Eva-Marie Prineas, founder and principal architect at Studio Prineas.*



PICTURE PERFECT openings

Doors that dare to be different. Windows that are curious. Skylights that bathe a home in light. Never underestimate the visual impact of openings

WORDS CARROL BAKER

With new innovation and emerging technology, openings that serve to welcome in natural light and create a beautiful visual aesthetic are becoming more in demand. When you understand what you can achieve, it's easy to see why.

A 17m ultra-high all-glass curtain wall in China is the world's largest window. It was installed in 2021 on the Taikang Mansion. It makes a handsome visual focal point. At certain times of the day, varying degrees of sunshine illuminate the glass as it streams through. It is a spectacle of wonder.

Windows can indeed make a beautiful design statement, but of course you don't need to go supersized to create stylish and functional openings in your home. When designing a house, windows are an essential element. Not only do they offer an opportunity to aptly control passive ventilation by capturing cooling breezes, they can maximise warming winter sunshine.

The positioning of windows allows you to invite in swathes natural light, which impacts positively on health and wellbeing. And of course, the right style of window can also highlight a view and offer seamless connectivity between indoors and out.

Robin Ziejka from The Woodworkers Company says windows can indeed be the unsung hero in a home.

"Windows, more than any other single element, determine the style, character and comfort of a house," she says. "It's a misconception that windows are only a means of providing light and ventilation."

Emma Truong, marketing manager at Rylock Windows & Doors, agrees that the importance of selecting the right windows (and doors) and their placement should never be underestimated. "They're the only building material to bridge the divide between the indoor and outdoor environment," she says.

Internal comfort is key, and choosing quality windows and glazing can improve this. Emma notes that while poor-quality windows can be the weakest point in the building envelope, quality ones can make a dramatic difference to the feel of your home. "A high-performance solution, made from local materials and specified with low-e double glazing, can significantly reduce temperature fluctuations to better regulate the living environment," she explains.

Emma adds that there are some important characteristics to look for when deciding on windows and their efficiency. "A frame's material type, the specified glass solution (based on a product's solar orientation), and quality weather seals combine to maximise comfort throughout the residence," she notes. "This should also be considered, along with the product type, to promote passive design principles such as cross-flow ventilation."

Malvern House by Taylor Knights.
Photography by Derek Swalwell.
taylorknights.com.au





Bellevue Hill by Landart. landart.com.au



Image courtesy of Paarhammer Windows & Doors. paarhammer.com.au

WINDOWS AND DOORS THAT IMPRESS

The right window and door openings can improve your dwelling's street appeal, and also its value. To achieve the look you want, their selection shouldn't be rushed. Robin says successful window design needs to enhance the overall composition of the building. "It can make the building appear balanced or dynamic," she explains. "Because windows control the interplay of light within the building, they create the stage lighting for all interior design."

If you'd like to enhance the indoor-outdoor connection in your home, one way to achieve this is through a fixed window. Matt Leacy from Landart says a large fixed picture window is the perfect way to do it as it minimises visible framework. "A picture window is also a good option when there is a large drop or pool on the other side," he adds.

When designing your home, or if you're planning a renovation, there really is a lot to ponder. Robin suggests that it's important to think about window proportions, design, material, colour and positioning. "Consider these factors together with their solar and acoustic performance, and their dressings such as architraves, shutters, curtains, blinds and security screens," she says. "Orchestrating all of these issues into a cohesive design result isn't easy, but it's essential to creating a comfortable home that protects, breathes, illuminates and enhances the soul."

Image courtesy of Paarhammer Windows & Doors. paarhammer.com.au





Windows & Doors

Comfort, Sustainability & Efficiency



Immerse yourself in the comfort, security, and beauty of Paarhammer's Timber and Wood-Alu product ranges, where elegance meets energy efficiency.

Experience the extraordinary performance of our Australian made windows and doors, featuring German hardware, low VOC paints or stains, and double or triple-glazing.

Whether it is the unparalleled energy efficiency of our Passive House Range or our tested, compliant, and certified Bushfire Safe Range, Paarhammer window and door solutions are custom made since 1990, and to your specifications, in elegant styles like tilt & turn, lift-slide, heritage and more.

Embrace unparalleled comfort and sustainability with Paarhammer Windows and Doors.



SPECIAL FEATURE
GRAND OPENINGS




Image courtesy of Pullcast. pullcast.eu



LEFT AND ABOVE Image courtesy of Rylock Windows & Doors. Designed by Personalised Home Designs. Built by 4Life Constructions. Photography by Clique Creative. rylock.com.au

ICONIC WINDOWS

Modern windows are getting bigger as designers and manufacturers respond to evolving architectural trends. Emma explains that generous openings allow a greater sense of connection to the outdoors, and more natural daylight to stream through. But of course, with larger windows, the integrity of the components that make up the window are under more scrutiny. Emma says this places a greater emphasis on the performance of structural members and window hardware. "For example, Rylock's Commercial Series awning window is custom made with a sash



(openable panel) up to 3m in height,” she notes. “Products of such vast sizes require industry-leading componentry to ensure they exceed the serviceability requirements set by Australian Standards.”

With new technology and developments in glazing, the glazing itself is coming under more scrutiny. Emma notes that there is a far greater appreciation for double-glazed low-e products. “This is where different types of low-e glass are specified to meet the individual requirements of products on each solar orientation of the home for maximum performance,” she explains.

TAKING CARE OF YOUR WINDOWS

Your windows are an investment, so it makes good sense to look after them to ensure their longevity. Not only that, sparkling clean windows will also invite in more natural light and maximise views.

Emma advises that to clean non-coated

clear glass, flood the surface with a spray-on solution, scrub the wetted area with a clean, lint-free towel or cloth, then wipe dry with a clean, lint-free towel or cloth. “It’s important to note that some low-e glazing requires particular attention, so it’s best to check this with your supplier. Keep locks, hinges and rollers clean and regularly lubricate with silicone spray to ensure optimal performance,” she adds.

Another factor that can impact your cleaning regime is if you live in bushfire attack level (BAL) mandated regions. Emma says stainless-steel flyscreen mesh should be cleaned at least once per year to remove a build-up of salt and dirt to minimise staining of the material. “Take extra care in coastal environments as the impact of salt can be substantial,” she shares.

MAKE AN ENTRANCE

An entrance door can make a big impact on the look and feel of your home. Who

doesn’t love a grand entrance? An entrance door also allows you to inject some of your personality and unique style into a space.

To get you started, draw your style inspiration from the colours and textures you love within your home. Because your entrance door is the first thing you see before entering your home, it sets the style tone for what lies beyond. From coastal to contemporary, industrial to Hamptons, fabulous home design relies on a coherent theme across materials and colour choices. Your entrance door can set the scene.

Perhaps you love the look of a classic French door? Or is a modern large pivot door more your style? Glass doors such as stackers, sliders and bifolds can serve to connect inside and out, adding a seamless flow.

Let’s not forget internal doors; these do the job of connecting and separating spaces. They’re also important, not only from a functional point of view, but from an aesthetic one.

SPECIAL FEATURE
GRAND OPENINGS



Northern Beaches by Landart. landart.com.au



ABOVE Malvern House by Taylor Knights. Photography by Derek Swalwell. taylorknights.com.au

THINK VERTICAL

With a skylight you can welcome in natural sunlight. It can make a room feel more spacious and create a beautiful play of light and shadow. Matt Leacy from Landart says a skylight comes into its own as a clever solution when you don't have external wall access for windows, or when natural light has been compromised. "This could be because of covered entertaining areas, a neighbouring house or dense foliage," he notes. "Skylights not only allow light in, they can also create a dramatic visual effect."


Bathrooms in particular are where skylights can really shine. "This can work particularly well in bathrooms where the material used is brought to light at different times of the day," says Matt. "Soaking in a bath is a completely different experience when you can gaze up at the clouds or the stars at night."

When planning placement of skylights, there are some crucial considerations. Among these are trusses, electrical wiring and plumbing/water run-off. Matt says these are key functional considerations for placement. "Also, from a design perspective, consider where they'll have maximum impact and be able to create a sense of space in your layout." 🏠



Bellevue Hill by Landart. landart.com.au





Made By Pen (Pen) is renowned for creating original, innovative and architecturally inspired products. Partnering with Australia's most inspired designers, architects and makers, Pen objects are designed to make the places in which we work, live and play more functional, beautiful and evolved. Three of the newest product ranges – Globo, Platform and Orb – are a sight to behold. Let's dive in and take a closer look at each.

Globo

Globo is the illuminatingly fruity new collaboration between Made by Pen and esteemed Sydney architect and designer Jeremy Hughes. The shapely light sphere was inspired by the elegant contours of the Durian fruit. The hand-woven shade uses traditional Filipino production methods, allowing for a 360-degree diffusion of light that will transform your space and create warm and interesting shadow play. The Globo collection offers a range of spherical shapes and sizes, making it ideal for homes both small and large.

NEW KIDS ON THE BLOCK

Australian design studio Made By Pen unveils its latest and greatest furniture and homewares

Platform Planters



Platform Planters

Made by Pen's new planter series designed by Ilan El incorporates shapes and contours in a modern structure. The clean aesthetic and strong profile allow the collection to integrate into any desired space. The Platform range encompasses Oblong (a triple plant box) and Boxy (a single plant box). Each planter is created from a single sheet of hand-folded and powder-coated aluminium. More than just standalone pieces, Oblong and Boxy can be stacked to create a plant stand unique to any intended space. Alternatively, you can remove the base legs and use the planter as a tabletop or window display box. Each planter also has the option to include self-watering pots made from recycled materials.

The new planter series is built in partnership with Help Manufacturing, a not-for-profit organisation that provides meaningful work for people with disabilities.

Orb Diffusers

The Orb Diffuser, designed by Nick Rennie, is a hand-crafted sphere dome nestled on a custom-formed platform. The platform's clean lines and subtle texture are complemented by the spherical dome that sits atop it, creating a harmonious interplay of form and function. Orb works by allowing the oil placed on the platform to diffuse under the glass dome to capture the essential oil's fragrance. Once the dome is lifted and placed upside down on the platform, the aroma gently disperses into the room. The design is purposeful, yet aesthetically pleasing. With a white Corian base, the dome comes in a range of colourways including clear, smokey black, smokey pink and vivid blue. 🏠 madebypen.com



Orb Diffusers

GRAND DESIGNS AUSTRALIA MAGAZINE

HOUSE OF THE YEAR AWARDS 2024

We take a look at our next three outstanding entrants

We called on Australian architects to enter their best designs for a chance to win this prestigious award and huge exposure in the magazine and across its online and social media platforms.

We are looking for brilliant client outcomes in residential buildings, conversions, significant renovations or restoration projects. We are searching for interesting elements in terms of design, use of materials and construction to deliver a project that shines.

In addition to the main prizes awarded by our panel of architects, there is a separate People's Choice program that allows you to see and vote on some of the best work in the country.

We are also excited to continue providing extra recognition to standout projects in category; with thanks to the Cosh Living Best Interior Award and the Rylock Windows & Doors Best Energy-Efficient Home Award, to be judged by our esteemed panel. We are also excited to announce our inaugural Best Outdoor Integrated Living Award.

The *Grand Designs Australia Magazine* House of the Year Awards 2024 are proudly brought to you by our Gold sponsor, Cosh Living; Silver sponsor, Rylock Windows & Doors; and trade partners Big Ass Fans, CUTTEK®, Dollar Curtains + Blinds, Feltex, Godfrey Hirst, GH Commercial, GoodWe, Hungry Wolf Studio, HVG Decorative Building Products and HVG Facades.

GOLD SPONSOR

coshliving

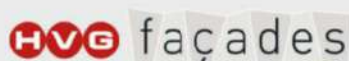
SILVER SPONSOR



TRADE PARTNERS



Licensed Partner



PEOPLE'S CHOICE – VOTE NOW houseoftheyear.com.au | T&Cs at website



01 **FILTER HOUSE**

Location Mount Lawley, WA

Architecture AH Architecture (Andrew Hagemann Architecture)

Construction Hugo Homes

Photography Robert Frith, Acorn Photo

Websites ah-a.com.au; hugohomes.com.au



02 CLAY LANTERN HOUSE
Location Brisbane, Qld
Architecture John Contoleon Architecture
Photography Brock Beazley
Website contoleon.com.au



03 TIMBIN HOUSE
Location North Stradbroke Island, Qld
Architecture Conrad Gargett
Construction Luke O'Connor Builder
Photography Christopher Frederick Jones
Website conradgargett.com.au

**HOUSE OF
THE YEAR** 
AWARDS 2024

**VOTING IS NOW
OPEN FOR OUR
2024 AWARDS**



HOW TO VOTE

1. **Meet our finalists:** By voting, you'll see some of the best residential projects in Australia and learn about who created them.
2. Visit: www.houseoftheyear.com.au
3. **Win!** Vote now for your chance to win a Solar System prize pack (valued up to \$10,000) from GoodWe Australia.



TRADE PARTNERS



Licensed Partner



Congratulations to our 2023 Large New Home winner,
Bermagui Beach House, by Winter Architecture.
Photography by Jack Mounsey



**VOTE
NOW**

PROUDLY BROUGHT TO YOU BY

GOLD SPONSOR

coshliving

COSH LIVING

Founded in 2008, Cosh Living represents prestigious international furniture brands such as Tribu, Dedon, Potocco and Atelier Vierkant. In 2016, Cosh Living established its own uniquely Australian brand, Kett, lead by Justin Hutchinson, focusing on homegrown talent and craftsmanship. Offering designer furniture for indoors and out, Cosh Living allows you to create a seamless journey throughout the home, without compromising on quality, comfort or style. coshliving.com.au

SILVER SPONSOR



RYLOCK WINDOWS & DOORS

Australian-made and -owned, Rylock Windows & Doors has a proud 40-year history in the design and custom fabrication of high-performance window and door products. Rylock sources local materials and the highly skilled sales consultants work with clients to emphasise a project's architectural vision. Headquartered in Melbourne, Rylock manufactures in Melbourne and Adelaide, while also servicing Sydney, the ACT and Tasmania. rylock.com.au

FIND OUT MORE AT WWW.HOUSEOFTHEYEAR.COM.AU

Full competition terms and conditions available at houseoftheyear.com.au

JUDGING PANEL



**Three Architect
Nominees**

MEDIA & SPECIALTY AWARD SPONSORS



April Ossington
Editor of
Grand Designs Australia



Justin Hutchinson
Design Director
of Kett



Tamor Hawkins
General Manager
- Sales & Marketing,
Rylock Windows & Doors



Audience Vote

Houses

The cream of the crop
in Australian architecture

68 Semibold **82** Casa Victoria
94 Huff'N'puff Haus **106** Coringle House
122 Darlinghurst Terrace **134** Waratah Stables
146 Wattletree House



Photography Tajana Plitt



NEXT GENERATION R32 AIR TO WATER HYDRONIC HEAT PUMP



The new *Intabloc* inverter heat pump range is here. The range includes 9KW, 12KW and 18KW in single phase and 24KW in three phase. All have the environmentally friendly R32 refrigerant, quieter fan and improved performance. All models are reverse cycle with Monobloc construction for easy installation. All models have an inbuilt controller with WiFi capability. Contact Comfort Heat Australia to discover more.



www.comforheat.com.au / www.intaflo.com

LIGHT & dark



With a dramatic exterior, this semi-detached terrace has an interior that tells a different and equally compelling story

WORDS CARROL BAKER **PHOTOGRAPHY** TOM FERGUSON

This architecturally designed home is made up of a series of stylish public and private spaces to accommodate a young family and visiting in-laws






WE LOVE

THE PLAY OF WARMTH, LIGHT AND SHADOW THAT THE STUNNING OPENING ABOVE THE STAIRWELL PROVIDES

Selected colours and soft furnishings create beautiful liveable spaces



The inside-outside story is curious. Outside it's dark and broody, while inside the home is calm and welcoming, with soft muted tones and sweeping curves that soften the interior spaces.

Before the renovation, the home was a cramped single-storey dwelling that was bereft of light and offered insufficient space for the family who live there. Bronwyn Litera from LiteraTrotta says they were approached by the homeowners who had seen their work in utilising limited space, as well as introducing light and bright interiors into characteristically dark homes.

One of the key challenges of the project was indeed introducing more light. "Given the nature of a long and skinny semi-detached residence, the ultimate goal was to make the spaces feel bright and spacious," says Bronwyn. This meant creating open-plan areas, including concealed pocket sliding doors between rooms, and looking for opportunities to allow natural light to flow in. "Upstairs, the lofty pitched ceilings add a little drama and grandeur, but key for us was that rooms still feel intimate and homely," says Bronwyn.

DETAILS

HOUSE Semibold

LOCATION North Bondi, NSW

DATE COMMENCED September 2021

DATE COMPLETED September 2022





With reimagined living zones and an additional storey, the spacious open-plan home offers comfort and plenty of room for the couple who live there. Both run their own businesses and have two primary school-aged children. They also wanted to accommodate flexible spaces for the in-laws to stay.

The new renovation has turned chaos into calm, with a laundry that can transform into a butler's pantry and enough storage to hide everything a family could possibly accumulate. "There's a playful plunge pool for kids' bombing or adults sipping champagne," says Christopher Trotta from LiteraTrotta, "and a luxurious open-plan kitchen, living, dining and deck area for daily life and entertaining."

The downstairs rooms were reconfigured to accommodate generous living spaces and a study, a new entry foyer and staircase. The new upper level contains a master suite to the rear with juliet balcony, walk-in robe and ensuite, and two large kids' bedrooms to the front with a shared bathroom. To increase the sense of connectedness to the outdoors, and to make entertaining a breeze, generous bifold doors to the north between the extended living room and the new deck were fitted.

Bronwyn says to boost light in the interiors, a sharp angle was cut into the long side of the upper level to allow for a new windows and skylight above the kitchen. "The shape also allowed for a large north-facing window to the master ensuite, bringing a little extra luxury upstairs," she explains.



The kitchen, in muted greys with timber flooring, offers a calming ambience




EDITOR'S FAVOURITE
THE CONTEMPORARY DARKER TONES OF
THE KITCHEN THAT COMPLEMENT THE
LIGHTER INTERIOR PALETTE



The mood inside is light and warm,
with contemporary undertones

A bedroom with a view, in restful hues, is the perfect place for slumber



With a dark and dramatic exterior, the internal palette was kept clean and light, with warm timber floorboards, fresh white walls, a beautiful grey kitchen and cool concrete benchtops. “Impossibly tall pitched ceilings to the upper level make the rooms feel exceptionally large and spacious,” says Christopher. “Clever lighting keeps these ceilings completely clean of the usual ceiling clutter and as a result it’s a little ethereal.”

The statement staircase, a curved dramatic form that sweeps the eye upward, is a feature in the space with a commanding presence. Christopher says it made sense to use this double-height space to bring in as much light as possible to the centre of the ground floor to create scale and drama. “The biggest move, and the most dramatic space in the house, was created right at its centre where we fundamentally sliced the home in two by introducing a striking double-height window and skylight over the new entry and stair,” he reveals.

This project was a successful collaboration between architects, builder and clients who worked harmoniously together. During the process, little changed from the original brief other than storage space was added in the existing roof and the pool was confirmed.

Selective openings, highly specified wall and roof insulation and a double-brick ground-floor-level rainwater and OSD tank all tick the boxes for sustainability. Wiring is also in place for PV and batteries as well as solar pool heating.

This visually spectacular project has turned architecture into a living artform. 🏠





HAND MADE



JOY



FLIGHT



QUALITY

In-ground, in-deck or above-ground, Mr Trampoline products are unequalled. They're Australia's original, handmade trampoline maker.

Committed to quality for everyone from Australian families to elite athletes (as well as Cirque du Soleil and the Moscow Circus) since 1949.

+ MR TRAMPOLINE

Premium Bounce. Ultimate Flight.

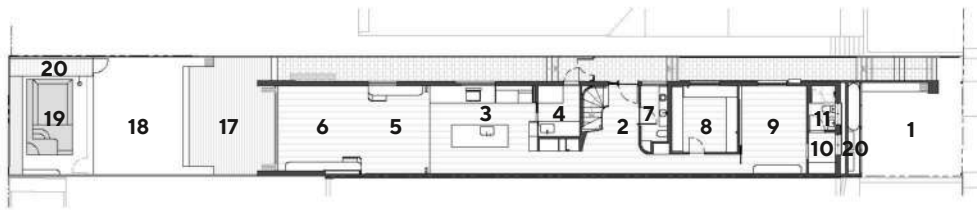


Call to discuss the perfect solution for your home.
1300 631 130

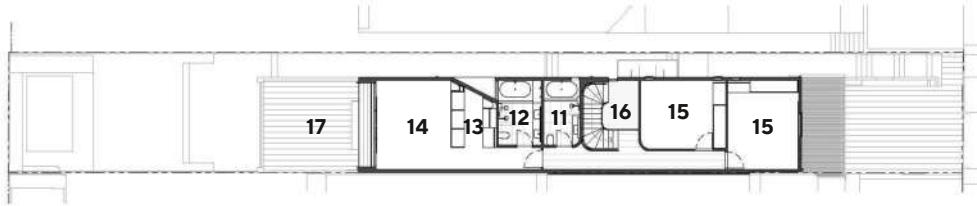
info@mrtrampoline.com.au
www.mrtrampoline.com.au

966 Dandenong Road,
Carnegie, VIC, 3163






GROUND FLOOR PLAN



FIRST FLOOR PLAN

LEGEND

- 1 Existing carport
- 2 Entry
- 3 Kitchen
- 4 Laundry/butler's pantry
- 5 Dining
- 6 Living
- 7 Powder room
- 8 Study
- 9 Rumpus/guest room
- 10 Store
- 11 Bathroom
- 12 Master ensuite
- 13 Master robe
- 14 Master bedroom
- 15 Bedroom
- 16 Void
- 17 Deck
- 18 Lawn
- 19 Pool
- 20 Store/plant



PROJECT TEAM

ARCHITECT, DESIGNER, INTERIOR DESIGNER AND BUILDING DESIGNER LiteraTrotta Architecture, literatrotta.com
BUILDER Toki Construction, tokiconstruction.com.au

FURNITURE & FURNISHINGS

- Orsola armchair** by Tacchini Stylecraft
- Osso stool** by Mattiazzi District
- Palermo Mist rug** The Rug Est.
- Pacha armchair** by Gubi Luumo Design
- Ink side table** Becker Minty
- Clara bedhead** by Gemla Great Dane Furniture
- Angel stool** by Mobel Copenhagen Fred International
- Ribbon chaise** by David Harrison Robert Plumb
- Soap coffee table** by Tacchini Stylecraft



The bold and striking exterior
is a design innovation

Mood Board



Colour Palette

Light and dark with an offering of calm cool colours, blues and pinks to soothe. Prominent textures add depth and muted tones bring warmth. The understated spaces are intrinsically beautiful and subtle. Grey tones, white and metal accents finish the look



01/ Framed art with mount.
abstracthouse.com

02/ Brass candelabra.
heavenlyhomesandgardens.co.uk

03/ Ink side table. beckerminty.com

04/ Andrea Ferrari table.
stylecraft.com.au

05/ Off-white stoneware Luna vase.
heavenlyhomesandgardens.co.uk

06/ Pacha outdoor lounge chair by
Gubbi. luumodesign.com

07/ Kalmar Kase BL brass floor
lamp. greatdanefurniture.com



Unmatched in beauty & quality.

Quality floors at unbeatable prices are only a click away. Shop for flooring from the comfort of your home, with free samples delivered Australia Wide.



Scan the QR code to start your flooring journey with Flooring Online.

flooringonline.com | 1800 718 427





CONDITIONED FOR COMFORT

Experience total comfort with Rinnai split system
air conditioners



A hot and humid Australian summer is no match for Rinnai. Designed for Australia's extreme climate, Rinnai's quality engineered cooling systems offer ultimate in-home comfort and reliability.

Precision cooling and heating

Rinnai split systems deliver precise temperature control, ensuring your space is always at the ideal temperature, no matter the season.

Energy efficiency

Save on energy bills with Rinnai's advanced inverter technology, which adjusts power consumption based on your needs, promoting sustainability and reducing costs.

Whisper-quiet operation

Enjoy tranquillity in your home with Rinnai's near-silent operation, allowing you to focus on what matters most.

Cleaner air

Built-in air purification and filtration systems remove dust, allergens and pollutants, creating a healthier living environment.

Sleek design

Rinnai split systems are designed to seamlessly blend with any interior decor, offering both elegance and functionality.

Smart control

Stay in charge of your comfort with Wi-Fi connectivity and smart home integration, allowing you to control your system from anywhere, anytime.

Reliability

Rinnai's commitment to quality ensures long-lasting performance and peace of mind, backed by years of innovation and expertise.

Rinnai air conditioners offer a winning combination of energy efficiency, advanced technology and year-round comfort. Whether you're looking to beat the heat in summer or stay warm in winter, Rinnai has the perfect solution for your home. Make the smart choice for your comfort and the environment by choosing Rinnai split system air conditioners — where innovation meets comfort. 🏠 rinnai.com.au

Enviroflo Electric Heat Pumps

Looking for an energy saving, reliable hot water solution? Then look no further than our Rinnai Enviroflo Hot Water Heat Pumps. Utilising the latest in advanced heat pump technology, Rinnai Heat Pumps are built to last, with high-quality components and materials that ensure reliable and long-lasting performance. And with a variety of sizes and capacities available, you can choose the model that best suits your hot water needs.



Energy Efficient



Adaptable for All Climates



Environmentally Focused




Quiet Operation



Learn more
rinnai.com.au/EHP



VIVA LA MEXICO



This striking offering is an ambitious design that embodies cultural and aesthetic unity with finesse

WORDS CARROL BAKER **PHOTOGRAPHY** SHARYN CAIRNS



Austere yet warm, this home is made up of a series of supremely liveable spaces



DETAILS

HOUSE Casa Victoria

LOCATION Richmond, Vic

DATE COMMENCED May 2019

DATE COMPLETED December 2021

an inner-city abode has been handsomely transformed into a Mexican-inspired one, with a sprinkling of brutalism and lashings of contemporary style. It's a far cry from the humble worker's cottage that stood in its place, in dire need of a substantial renovation to infuse light and warmth into the spaces.

According to Chris Stanley from Splinter Society Architecture, Mexico was the inspiration because their client was passionate about creating a contemporary adaption of the textures, light qualities and materials she had grown up with. "We loved the idea of taking on a client who desired a contemporary Mexican courtyard house concept and transposing some of its design principles and aesthetic expression on a small linear Victorian heritage cottage," says Chris.



WE LOVE

THE BEAUTIFULLY
TEXTURED WALLS THAT
INVITE YOU TO REACH
OUT AND RUN YOUR
HANDS ALONG THEM

ABOVE With plenty of curves and light-filled spaces, this dwelling creates a unique design statement



Before the renovation, the cottage was narrow and dark; it sits on a 4.5m-wide fully enclosed block. There was an extension constructed in the 1980s but it lacked practical, usable space and light. Chris says the dwelling was “starved for light and heavily restricted by planning guidelines”.



Post renovation, step over the threshold of this striking abode and a veritable feast of texture, light and warm family living spaces await. The curved ceiling helps to draw north and westerly light into its centre. Chris says the east-west orientation did prove to be challenging. “However, the curved ceiling scoop is highly effective in assisting to capture light, enable ventilation and capture sun,” he explains.

This three-bedroom two-bathroom dwelling is home to a young family and their resident pooch. Some of the living spaces are fluid in form and function, and this flexibility will help to future proof the home as the family’s needs change. For example, the front bedroom has wide doors — and for now it serves as a second living space.

The kitchen is remarkable with its sleek and modern contours and blend of beautiful materiality. A large island serves the family well, with a coffee and liquor bar area nearby.

Colour reigns supreme.
It's all about finding the
right blend and balance





There are many extraordinary features of this striking home. Among them is the organic materiality that speaks volumes about good design and the part that material selection plays in creating beautiful bespoke spaces. Chris says it really is all about materials, craftsmanship and lighting. “With a considered selection of textured plasters, recycled timbers, stone and existing brick, a highly textured and hand-worked aesthetic was amplified with dramatic natural and artificial lighting,” he shares.

A seemingly effortless sense of flow links the interior and exterior spaces. By design this was created with a concrete step that connects the two and also offers seating. At times, connecting the old and the new in a renovation can be a conundrum. Here it’s been addressed in style. “A roof deck retreat is tucked between the new and the old parts of the house, located off the main bedroom,” says Chris. “This provides a raised garden retreat and assists with built form separation between old and new.”



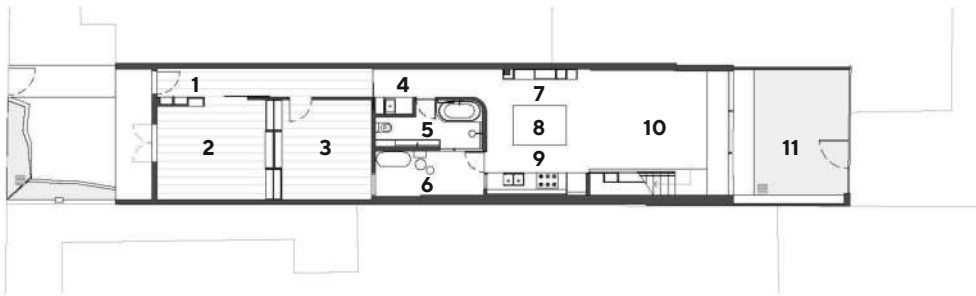
ABOVE A balcony extends from the master bedroom to offer picturesque views
OPPOSITE Textural walls offer a classic look and Mexican vibe

With such a unique project, not only was establishing a good working relationship between client, builder and architect important, sourcing trades who were up to the task of colouring outside the lines was key to its success. “The builder’s willingness to find trades who were happy to execute the stone, plaster and adobe work in non-typical formats enabled a successful outcome for our client,” notes Chris.

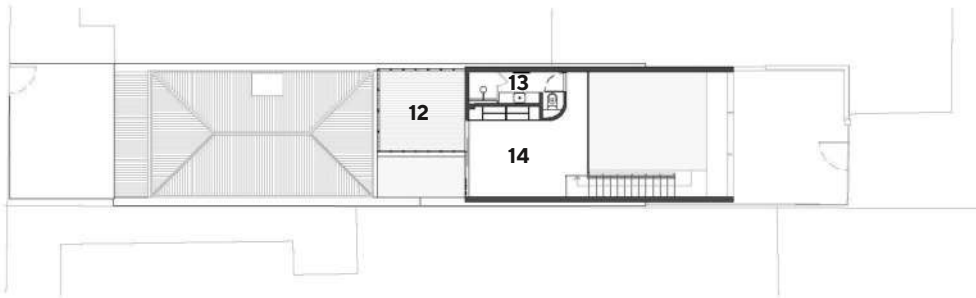
His favourite part of the design is the steeply curving ceiling line that follows the roof form. “It picks up light in dramatic ways throughout the day, and gives a sense of volume in an otherwise spatially compromised site.” 🏠



PROJECT
CASA VICTORIA



GROUND FLOOR PLAN



FIRST FLOOR PLAN

LEGEND

- | | |
|---------------------------|--------------------|
| 1 Entry | 8 High dining |
| 2 Bedroom | 9 Kitchen |
| 3 Bedroom | 10 Living |
| 4 Laundry | 11 Rear garden |
| 5 Bathroom | 12 Upper deck |
| 6 Courtyard/
lightwell | 13 Ensuite |
| 7 Bar | 14 Main
bedroom |

STRUCTURAL TEAM

Engineer Structural Bureau

FIXTURES & FITTINGS

Sanitary Franke, Mizu, Pegasi, Faucet Strommen

Lighting Ambience, Masson

Appliances Miele, Liebherr

Carpet Edwardstown Carpets

Tiles Academy Tiles

FURNITURE & FURNISHINGS

Window Furnishings Lynchs

Window Fashions



PROJECT TEAM

ARCHITECT Splinter Society Architecture, splintersociety.com

BUILDER Crisp Projects, crispprojects.com.au



EDITOR'S FAVOURITE

THE BACK COURTYARD THAT
SERVES AS A DELIGHTFUL
EXTENSION OF THE
INTERIOR LIVING SPACE



Mood Board



Colour Palette

A dramatic presence, this is all about bold features and strong textures. Organics and green marble dominate, along with ochre and the textural nuances of rough timber, black and grey



02



01

01/ Malawi rug in kelp.
armadillo-co.com

02/ Strand pendant lamp.
muuto.com

03/ Apricia cushion cover
in ochre. oka.com/uk

04/ The Throne.
nauudesign.com

05/ De Sede DS-612
coffee table. domo.com.au

06/ Pulpo Magma light.
domo.com.au

07/ Vincent Sheppard
Gipsy counter stool.
cotswoldfurniture.com.au



07



06




03

04



05



The **Discreet** High-Efficiency
Unico System

The Unico System
FITS
Every Home

Discreet and Versatile:

The High-Efficiency Unico System is the Perfect Central Heating, Cooling & Ventilation System for ANY Home.

The Unico System is a small-duct, high-velocity heating, cooling and ventilation system. Available with small slotted or small round outlets to suit your design preference. Ideal for architecturally designed homes as well as older homes. The Unico System fits effortlessly into small spaces, without compromising comfort or style.

The **Unico** System®

Want to learn more about Unico?

Leigh Risbey | Australasia

Email: Leigh@unicosystem.com

Phone: +61 (0) 409 364856

Web: unicosystem.com

A SELF- SUFFICIENT LIFE



A sustainable country home was the vision for the former city-dweller owners of this rural abode ... but when they reached out to cutting-edge designers, they got a whole lot more

WORDS CARROL BAKER **PHOTOGRAPHY** MARNIE HAWSON



SPONSORED PROJECT
HUFF'N'PUFF HAUS

This green haven sets a new bar for sustainability



WE LOVE

THE NON-COMBUSTIBLE BARESTONE CEMENT-SHEET EXTERNAL CLADDING THAT'S COMPLEMENTED BY COLORBOND SHALE GREY CUSTOMORB METAL ROOFING – HEALTHY, NATURAL, AND SOUND CHOICES FOR BUSHFIRE-PRONE AREAS



DETAILS

HOUSE Huff'N'Puff Haus

LOCATION Ruffy, Vic

DATE COMMENCED 2021

DATE COMPLETED December 2022

This environmentally friendly dwelling is tucked into the picturesque landscape of rural Victoria. Its design and intent honours the integrity of eco consciousness and living well within that domain.

The initial brief for the project was to create a sustainable off-grid house. The couple who lives there, Pip and Stephen, had bought the land several decades before and planned to make a permanent move when they retired. They were looking for a sanctuary they could share with family and friends that was resilient, protected from bushfire and ethically responsible. The idea of a straw bale home soon morphed into a passivhaus project after Envirotecture shared the building science of this design approach with the homeowners. "When the option of having a passive house came up, that seemed to tick all our boxes," say Pip and Stephen.

"Passivhaus features ensure your home stays at relatively constant indoor temperatures and humidity levels all year round, while minimising environmental impact and utility costs," explains Talina Edwards, director of Envirotecture. "The design balances the integration of passive solar design principles with the site constraints and local climatic conditions including view, orientation, site slope, sun, wind and rain."

Huff'n'Puff Haus is light-filled and welcoming; from every window there are captivating rural views. It's a contemporary twist on a traditional straw bale farmhouse, with private spaces, a master bedroom wing at one end, and the guest wing at the other. The central living space is generously proportioned and minimalist in design. There are also two bathrooms and a mud room. With the footprint of the main house being wider than the guest wing, there's room for a study desk and window seat adjacent to the kitchen that's perfect for curling up and reading a book. The internal colour palette is inspired by nature, organic earthy hues paired with beautiful textures.

The owners love the expansive rural vistas. "The views from all the windows are our favourite aspect of the home," say Pip and Stephen. With extensive thermal modelling undertaken at the design stage,



This home has a cache of beautiful eco-friendly materials incorporated into the build

Simplicity in motion with a series of uncomplicated spaces that will accommodate the homeowners into their later years



Large windows offer multiple vantage points to take in the rural vista



the designers were able to defy convention by adding southern-facing windows. The tilt and turn windows are positioned to offer natural cross-ventilation. Talina says a mechanical ventilation with heat recovery system (MVHR) ensures the quality of air within the home is maintained at high levels. "Passive homes supply filtered fresh air through balanced ventilation systems, actively expelling and minimising pollutants, pollens and dust, and providing a constant supply of fresh air to create a healthy home," she explains.

Integral to the success of the project was the straw bale component. Steven Hedger, director of Hedger Constructions, says this was a straw bale sit-up panel system. "These panels were not only integral to the ethical material choices and structural integrity of the home, but also dramatically assisted the passive nature of the build," he shares. The 350mm straw bale sit-up panels have a very high insulative value of around R9. The home as a whole is airtight and well insulated. "Continuous roof, wall and underslab insulation protects the home from outside and ground temperatures. Working in harmony with the heat bank created by the polished concrete screed floor, this creates a high-quality building envelope which maximises efficiency," says Steven.



kate, make below visible

EDITOR'S FAVOURITE

THIS HOME'S REAL BEAUTY IS MORE ABOUT WHAT YOU CAN'T SEE. ITS INNER BEAUTY IS GENUINE ETHICAL RESPONSIBILITY, PROVING YOU CAN ACHIEVE AN EFFICIENT, SUSTAINABLE, LOW-CARBON HOME BASED ON BUILDING SCIENCE AND RESPONSIBLE CONSTRUCTION



LEFT A bathtub to soak in connects seamlessly to the outdoors

PROJECT TEAM

BUILDING DESIGNER AND INTERIOR DESIGNER

Envirotecture, envirotecture.com.au

BUILDER Hedger Constructions, hedgerconstructions.com.au



The homeowners are thrilled with their new dwelling. “The home provides incredible comfort in terms of temperature control, air quality and sound dampening,” they say. The all-electric off-grid house has a solar PV system and batteries, and it’s serviced by a 115,000-litre water tank. Talina says Huff’n’Puff Haus is the first straw bale home in Australia to achieve Passivhaus Premium Level Certification — the highest level available. “Passivhaus Premium Certification means the home generates more renewable energy than it uses,” she reveals. “And we are delighted to have designed the first straw bale home in Australia that has reached this standard.”

Steven Hedger agrees. “With a focus on building a more sustainable future, Hedger Constructions is proud to have delivered this industry-leading Passivhaus. Our team of Passivhaus-certified trades embraced the technical challenges of the project and delivered an outstanding outcome for the clients,” he concludes. 🏠

STRUCTURAL TEAM

Pre-fab SIPs Builder
Huff-n-Puff Strawbale
Constructions

FIXTURES & FITTINGS

Windows Logikhaus
Mechanical ventilation
Fantech
Cladding Cemintel
Roofing Lysaght by
Prestige Design Roofing
**Domestic hot water
system** Sanden
**Heating and cooling
system** Daikin
Cabinetry The Kitchen
Design Centre
Floors CCC Polished
Concrete Floors

SERVICES

Stylist Belle Bright
Plumbing Travis
Capp Plumbing
Electrical ETEC Electrical





FANTASTIC FANCO FANS

Keep cool during summer, and stay comfortable all year, with a fan engineered for Australian conditions

The bedroom is our sanctuary and as such it should be a place perfectly conditioned for our comfort. There's no better way to ensure the best bedroom conditions than with a ceiling fan from Fanco. Designed specifically for the Australian market and tailored to withstand Australian conditions, Fanco has a large range of ceiling fans perfectly suited to bedroom installation, available in a wide variety of sizes, designs and with or without lights.

Quiet operation

Forget the phrase "quiet as a mouse" because the term should be "quiet as a Fanco". Fanco fans have been designed to operate in near silence. A far cry from the old fans of yesteryear (those that would tick and click overhead as you tried to sleep during sweaty summer nights), Fanco fans utilise high-quality components and come factory balanced, meaning no wobbling or unwanted noises from the motor.

Range of speeds

Fanco fans enjoy a great range of speeds. Most are equipped with six speed settings to ensure ultimate comfort. Speeds range from a very gentle breeze perfect for a bedroom overnight

(the Infinity-Id 48-inch fan has been produced with a low speed at 60 revolutions per minute), all the way up to higher airflow capable of providing relief on the warmest of summer days. Fanco fans can also be reversed for use in winter, allowing users to experience the benefits of a Fanco fan all year.

Control it your way

Too comfy to get out of bed to turn on the fan or adjust the settings? No problem. As well as the standard remote control – which also includes a wall cradle for easy operation – a number of Fanco models come with SMART functionality, meaning you can control the fan from your phone or tablet. A new addition for 2024 is the tandem wall control. Available with select models without light, this innovative solution allows the fan to be controlled via a wired wall control, hand-held remote or SMART functionality.

LED technology

Ceiling fans with integrated LED lights incorporate low-wattage LED technology, as well as practical features such as dimmability and CCT colour-change functionality. Fanco

has created an LED panel that can be "user replaced". The majority of fans have a built-in light that requires an electrician to replace it, or worse, the whole fan must be replaced. With a Fanco fan it is now simple and cheap to replace. You can even buy a spare light along with your fan for ultimate peace of mind and longevity.

Energy efficient

Ceiling fans are energy efficient and have low power consumption, even when left to operate continuously. For example, the DC motor that powers the popular Infinity-Id 48-inch consumes only 3.2 watts on the lowest speed, and only 20.2 on the highest speed. This means that if the Infinity ID were left on low speed for 24 hours a day all year, the approximate running cost would be between \$7-\$11 for 12 months (based on a tariff of between 25-40 cents/kWh).

As a commitment to quality, Fanco fans come with an industry-leading eight-year motor warranty. With more than 150 models to choose from, including eight choice recommended designs, Fanco is sure to have the perfect fan for you and your bedroom needs. Visit the website to learn more and find your nearest stockist. [fanco.com.au](https://www.fanco.com.au)

fanco

Modern, Whisper Quiet Ceiling Fans

Featured Fan: Eco Style DC

Scan to visit
our website



fanco.com.au



12 models with over 150 fans to choose from



8 Year Motor Warranty | 8 CHOICE Recommended models | 400+ 5 Star Reviews on Productreview.com.au



THE MIGLAS DIFFERENCE

37 years of Australian-made double glazing



Forget the Midas touch, because a touch of Miglas will make your home the envy of all your neighbours and arguably the most energy-efficient, thermally stable house on the block. Miglas provides the highest-quality Australian-made and -designed double-glazed windows and doors. Fusing the benefits of both timber and aluminium windows, Miglas' AliClad double-glazed window and door system gives you complete architectural freedom with various styles, sizes and colours while offering comfort and year-round protection against the harsh Australian climate.

The history of Miglas is a long and proud one. Wally Miglas founded the business in 1968, and it has been owned and managed by the Miglas family for three generations. A passion to embrace energy efficiency led Miglas to establish a separate enterprise in 1986 within

the already successful company. Focused on developing sustainable double-glazed windows and doors, the new company was based in Montrose and quickly established itself as an industry leader — a fact that has only strengthened during the intervening decades. As a result of its success, Miglas is currently wholly based in Montrose and only produces double-glazed goods.

Responsible for introducing new, innovative technology to the field, Miglas was the first to capture the advantages of AliClad composite timber-aluminium framing, the first to integrate and use high-performance hardware designed for double-glazed windows and doors, and the first to dedicate its business to windows and doors made to manage environmental challenges.

Today, Miglas products continue to evolve and maintain market leadership. The "Miglas difference" is ever-present, as is its ability to rise to any architectural challenge demanded by individual project requirements. Constant research and development are essential to Miglas. With investments in cutting-edge production machinery, its products continue to improve, ensuring the highest level of quality and performance.

In a market swamped by European imports, Miglas products are a breath of fresh air. Each Miglas design is thermally simulated in Australia, using Australian conditions. Plus, all the timber used is Australian hardwood, sourced from sustainable forestry. Aluminium is sourced locally under a green aluminium initiative where carbon intensity can be reduced by 75 per cent, while glass is sourced locally and meets AS4666: Insulated Glass Units Compliance.

As well as an unwavering commitment to local manufacturing, a collaborative approach to business is a lynchpin of Miglas' success. "Our employees are highly skilled and knowledgeable in their respective fields, enabling them to provide excellent craftsmanship and advice," a spokesperson from Miglas explains. "The Miglas story is one of continuous innovation, growth and development. Miglas is proud that its products add comfort, protection and style to your home because they were created in Australia for Australian conditions." 🏠

miglas.com.au



HIGH PERFORMANCE WINDOWS


- Premium Thermal & Noise Efficiency
- Architecturally Designed
- Sustainably Sourced & Low Carbon Footprint
- Australian Designed, Owned & Operated
- Locally Sourced Materials
- Delivered Nationally
- Specified For Individual Projects



**AUSTRALIAN ENGINEERED
AND MANUFACTURED**



Visit our website: www.miglas.com.au
or call on **1300 644 527** for more information



Be Smart and seal
the weak point in a
building with the best
windows and doors.

**Miglas - Green
& Efficient!**





CALM & COOL

This delightful family home defines relaxed family living to a tee

WORDS CARROL BAKER
PHOTOGRAPHY TESS KELLY



DETAILS

HOUSE Coringle House
LOCATION Melbourne, Vic
INITIAL BUDGET \$750,000
FINAL COST \$835,000
DATE COMMENCED June 2020
DATE COMPLETED February 2023

Sitting under the shade of a leafy jacaranda tree in the backyard of this eye-catching abode, you can really get a feel for this home and its intent. In the backyard there's room for the two resident greyhounds, Graham and Bev, to zoom around, and space for the kids to play while the parents enjoy an afternoon cuppa on the deck.

The home is a mix of old and new, a Victorian house with heritage overlay and a rear extension that adds more room and light-filled areas for the family to enjoy. The interior is a collection of inspired spaces conducive to relaxed family living. The owners were seeking to create a home that was uncomplicated rather than embellished, and one that still had links to its heritage.

The ornate plaster arches of the old house are referenced throughout the new extension. Natural textured materials evoke a sense of organic simplicity. Sandi Kuzman from Kuzman Architecture says the owners were clear on what they hoped to achieve. "They wanted to retain the original

With substantial links to its heritage past, this dwelling pays homage to yesteryear





ABOVE Cool concrete and plenty of warm timber proliferate, clever materiality rules

“THEY WANTED TO RETAIN THE ORIGINAL CHARACTER OF THE HERITAGE HOUSE, AND FOR THE NEW ADDITION TO CREATE SPACES THAT WERE SIMPLE, LIGHT, BRIGHT AND HOMELY” – SANDI KUZMAN



character of the heritage house, and for the new addition to create spaces that were simple, light, bright and homely,” she explains.

There are two kids’ bedrooms on the ground floor, a guest bedroom/study, dining and kitchen spaces, as well as a TV den, a functional laundry and lots of storage. Originally the owners wanted the kids’ bedrooms upstairs, but the architect’s vision was to design a space upstairs for the parents so they could have a private retreat, with a beautiful northerly aspect. This then meant the bedrooms downstairs could be retained.

The master bedroom and parents’ retreat are accessed via a set of white-meshed internal stairs. The exterior of the top floor is clad in metal; timber batten screening clads a juliet balcony that offers views of the leafy yard. “The design intent was to unite the Victorian-era home with a new contemporary addition to create a subtle, fluid experience of old and new,” says Sandi.

Throughout the home there are memorable moments that link the old and new, with a generous tip of the hat to yesteryear. Bold tiles based on the burgundy of the original glass-coloured door are in the kitchen, with the door reused in the laundry. Where possible, timber doors and handles, skirtings and fireplaces were all reused. “As a result, none of these things look perfect and new,” says Sandi. “Some might say it looks ‘used’ — we say ‘character’.” These elements have been lovingly restored and sit comfortably within the contemporary addition. “We love the gentle curves and arch references,” enthuses Sandi. “The new addition ‘peels’ away from the old house. The patio fascia wraps and frames the sky view.”



The spaces are warm and light filled, with fluid connections to nature outdoors

PROJECT
CORINGLE HOUSE

There are plenty of curves to add organic flavour and smooth cabinetry to add clean lines



The burgundy splashes of colour in this home reflect back to the original pre-renovation colour scheme



**EDITOR'S
FAVOURITE**

THE UNIQUE LAYING PATTERN OF THE SUBWAY TILES IN THE BATHROOM – IT ADDS ANOTHER DIMENSION TO THE SPACE



Some environmental considerations include three-phase power with an instant electric hot water unit, high-level insulation, swapping out windows for double-gazed ones, and a 6000-litre rainwater tank for watering and toilet flushing. New windows were also double-glazed, and there's ample openings for good ventilation.

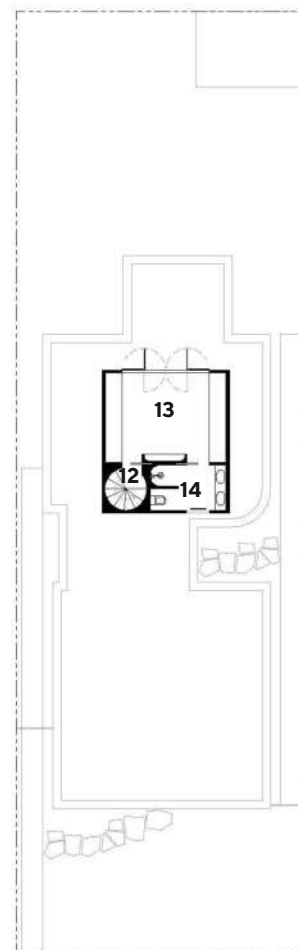
Like many builds during the tumultuous time of the global pandemic, material shortages led to skyrocketing prices. "With price escalations due to COVID-19 it really was a race against time," comments Sandi. The architect and other key team members including builder, cabinetmaker, engineer and landscape designer all worked together to make modifications where necessary to minimise this. This included reducing the size of the deck.

Sandi says it's important for anyone going into the building process to be aware that things can happen. "If it does, it's how we unite and respond as a team that will produce a great outcome," she says. 🏠

"WE LOVE THE GENTLE CURVES AND ARCH REFERENCES. THE NEW ADDITION 'PEELS' AWAY FROM THE OLD HOUSE. THE PATIO FACIA WRAPS AND FRAMES THE SKY VIEW" – SANDI KUZMAN



GROUND FLOOR PLAN



FIRST FLOOR PLAN

LEGEND

- | | | |
|----------------|------------------|---------------------|
| 1 Verandah | 6 Bathroom + pwd | 10 Laundry |
| 2 Entry | 7 Dining | 11 Patio |
| 3 Bedroom | 8 Living | 12 Stair |
| 4 TV den | 9 Kitchen | 13 Parents' retreat |
| 5 Link/dogbeds | | 14 Ensuite |

PROJECT TEAM

ARCHITECT Kuzman Architecture, kuzman.com
BUILDER Cathedral Homes, cathedralhomes.com.au

STRUCTURAL TEAM

Structural engineer Simply Structural

FIXTURES & FITTINGS

Lighting Lights Lights Lights
Tapware Abi Interiors
Appliances E&S Trading
Bathroom fixtures Reece
Windows AWS
Timber cladding Silvertop ash
 Radial Timbers

Subway wall tiles Signorino
Floor tiles and kitchen splashback tiles Arte Domus
Stairs Enzie Stairs

FURNITURE & FURNISHINGS

Hans Wegner CH36 dining chairs Angelucci 20th Century
Alky occasional chair TV den CCSS





WE LOVE

THE JULIET BALCONY AND PARENTS' RETREAT – THE PERFECT BALM AFTER A BUSY DAY OF FAMILY LIFE

ABOVE AND RIGHT Timber louvres play with light and shade in the bedroom



Mood Board



Colour Palette

Curves are the order of the day, a balance of hue and form. A fluid expression of colour, soft white, shades of burgundy and light oak tones add an organic vibe. Coffee and cream help to create a balanced visual feast



02

- 01/ George Nelson Saucer bubble lamp. lightslightslights.com.au
- 02/ Regency red textured mosaic. beaumont-tiles.com.au
- 03/ Large jug in dark blue grey. karendawncurtis.co.uk
- 04/ Dining chair, Hans Wegner CH36. angelucci.net.au
- 05/ Dining table in oak CH339. danishred.com.au
- 06/ Green botanical on linen poster. desenio.com.au
- 07/ T2-027 Z lamp. besselink.com



blend. CONCRETE
DESIGN

Handcrafted Concrete Furniture

blendconcretedesign.com.au
07 3726 9595



PIPIS AT CABARITA

Coastal villas decked out, and screened off, with CUTEK®

PHOTOGRAPHY
ANDY MACPHERSON

Proudly perched on the corner of Hastings Road, Pipsis at Cabarita is the South Coast's latest holiday destination.

Offering spaces suitable for small and large groups to stay and enjoy the sun at Cabarita beach, these two villas are ideally located just a short distance from the lively local scene.

Designed to reflect the pipi shells found in abundance at Cabarita beach, both villas welcome guests with soft pink and warm white tones. Timber features are abundant, both inside and out, as they complement and mimic the natural environment surrounding the accommodation.

As with any coastal home, the impacts of Mother Nature needed to be considered when designing and building the villas. In this case, Pipsis at Cabarita sits only a few streets away from the coastline and is subject to strong sun and salty sea breezes. These environmental challenges can make it difficult to keep timber elements in their best form. Pipsis' deck and exterior timber screen are coated in CUTEK® Extreme CD50 that protects the timber from its number-one enemy, moisture. When combined with a CUTEK® Colourtone, protection against UV rays is also provided.

These innovative CUTEK® oils penetrate deeply into the timber, safeguarding it from within and minimising maintenance requirements, thereby extending the lifespan of the timber deck and screening. CUTEK® products are designed to highlight the beauty of timber while powerfully protecting it. They have ensured this holiday getaway is equipped to withstand the natural elements that make Cabarita an ideal holiday destination. 🏡

cutek.com.au



Pipsis at Cabarita, NSW

Product CUTEK® Extreme CD50

Colour Clear

Application Deck and exterior timber screen

Materials Spotted gum

THE BEAUTY OF TIMBER POWERFULLY PROTECTED



CUTEK®

CUTEK.com.au




Flinders House
Photograph Marnie Hawson



WINDOW OF OPPORTUNITY

Summer energy savings with **dollar curtains + blinds**



Purchasing window coverings from **dollar curtains + blinds** is a great way to enhance your interior design scheme, but more importantly, it will also save you energy and money. With the skyrocketing cost of electricity, few would pass up the chance to reduce their reliance on the grid.

The right window coverings will insulate your windows, resulting in greater control over the interior temperature of your home and significant savings on your power bills.

Uncovered windows are responsible for up to 50 per cent of unwanted heat gain in summer. Luckily, **dollar curtains + blinds** specialises in several products that can make a difference to your energy consumption and your bank balance. The company's blackout curtains create a trapped layer of air between the fabric and the window, which results in an insulating air pocket. Studies reveal that curtains made from blackout fabrics can reduce heat gains by 33 per cent.

Cellular blinds from **dollar curtains + blinds** offer superior energy efficiency with savings of up to 32 per cent on your cooling and heating costs compared to a standard roller blind. Their unique construction has a cell shape that creates pockets of energy-saving insulation.

Window awnings are the ultimate product for protection against the harsh Australian sun. Reducing sunlight and glare on your windows, they offer protection from sun damage and greatly improve your home's energy efficiency.

With Australia's largest range of fabrics to choose from and products that are locally designed and manufactured, you're sure to find the perfect solution for your home. **dollar curtains + blinds** has been trusted for more than 50 years thanks to its quality Australian-made window coverings and competitive prices. Visit one of the showrooms and let their experts assist you, whether for inspiration or installation, or book a free measure and quote online. 🏠 dollarcurtainsandblinds.com.au





Outdoor blinds. Australian designed. Locally made.

Designed specifically for the Australian love of entertaining outdoors. It's a great choice for areas such as pergolas, verandas and balconies because it offers privacy and protection from the sun, wind, rain and pesty insects all year round.

dollar curtains+blinds

+value in every dollar

ph. 03 9237 1200 dollarcurtainsandblinds.com.au



A RIOT OF




colour

A selection of beautiful hexagonal tiles was the starting point for this extraordinary renovation

WORDS CARROL BAKER **PHOTOGRAPHY** BRETT BOARDMAN

Abstract and prolific use of colour is at the heart of this inspiring home renovation





The dining space connects seamlessly to the outdoors courtesy of large slideaway panelling

This 19th-century two-storey Victorian terrace had many incarnations since its inception. Among them was a boarding house and also a single-storey dwelling. It's also been artfully tweaked with a couple of renovations in 1992 and 2007. But it hasn't had a bold new look quite like this one, designed to provide the artist and musician couple who live there with a home that will accommodate them into the future.

Sam Crawford, director of Sam Crawford Architects, says this property, which sits on Gadi Country, was typical of terrace house typologies — with direct daylight restricted. “There were also a number of steps at various transition and threshold points in the house, and existing openings on the ground floor from the kitchen and dining room were small and faced south,” he notes. So Sam sat down with the couple who lived there and got to work designing a series of vibrant and liveable spaces to suit their needs. “They had an eclectic collection of art, a love of heritage and a wealth of bold ideas,” he says.

The alterations to the home included a beautiful new open-plan kitchen that is warm and contemporary, a dining area with a delightful sense of connectedness to the leafy gardens beyond, a hidden laundry, modern well-appointed bathrooms on both levels and a new courtyard garden.

Reconfiguring spaces was like putting pieces of a puzzle together. The beautiful hexagonal tiles that feature in the home were the very first piece. “A mix of geometries and textures was chosen to respond to the clients’ love of colour

DETAILS

HOUSE Darlinghurst Terrace
LOCATION Darlinghurst, NSW
DATE COMMENCED November 2019
DATE COMPLETED April 2022



EDITOR'S FAVOURITE

THE BESPOKE JOINERY, WHICH IS THE HERO OF THIS RENOVATION. ITS IMPLEMENTATION HAS TRANSFORMED THE INTERIOR SPACES



Intimate spaces in warm colours, with art-adorned walls and shelving, create interest

and shape and to stitch together the different ideas into a whole,” enthuses Sam.

An artfully patterned floor serves to segregate spaces with finesse, and a timber screen separates kitchen and dining areas. “The hexagonal tiles appear in the kitchen splashback and floor, while the brass kitchen benchtop folds down into a trapezoidal shape, mirroring the form of the tiles,” explains Sam.

Everywhere you look there’s a symphony of colour and light. “The surfaces bounce warm light around and complement the existing dwellings’ materiality, including new bathrooms,” notes Sam. “The architecture becomes animated and jewel-like.” The journey continues upstairs, where four skylights draw in natural light and beautifully reconfigured spaces offer supreme comfort. As part of the extensive joinery additions, a “cabinet of curiosities” with brass face panels was also crafted to provide a home to the couple’s collectables.

Throughout the dwelling, period elements that tell the story of the home and its history were also restored. These include fireplaces, ceilings and cornices, timber floorboards and stairs. An important part of the renovation was addressing aspects that could impact on comfort as the couple age. “Steps at various transition or threshold points in the house were rationalised and simplified,” notes Sam.

The homeowners are also avid gardeners, so to create a sense of connectedness to outside, generous retractable openings were fitted. Window openings were made wider and cut higher so that more daylight could stream through into the living spaces.

The garden is a contemporary version of a Victorian fernery; it affords privacy and a delightful restful space the homeowners can immerse themselves in. The garden was created by Sue Barnsley Design with architectural colour specialist Lymesmith, using the plants grown by the owners for more than 25 years.

WE LOVE

THE IMPROVED LIVEABILITY THANKS TO GOOD DESIGN. BY ADDING A TINY 1SQM TO THE GROUND FLOOR, THIS BUILD SHOWS WHAT CAN BE ACHIEVED WITH CLEVER DESIGN

The attention to detail is evident. Archways with intricate detail echo yesteryear



"THEY HAD AN ECLECTIC
COLLECTION OF ART, A
LOVE OF HERITAGE AND A
WEALTH OF BOLD IDEAS"
— SAM CRAWFORD



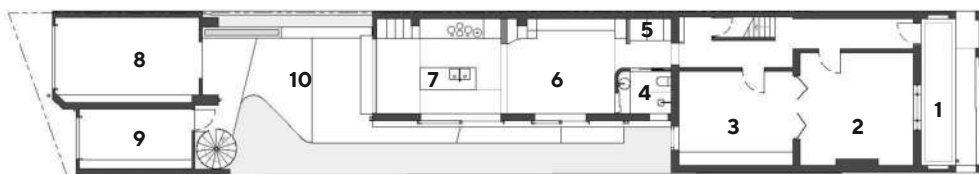


It also contains some astonishing art. "It features a bold-coloured 12m-long geometrical mural, a cantilevered steel step, a pond, and a poppy red-coloured circular steel staircase," says Sam.

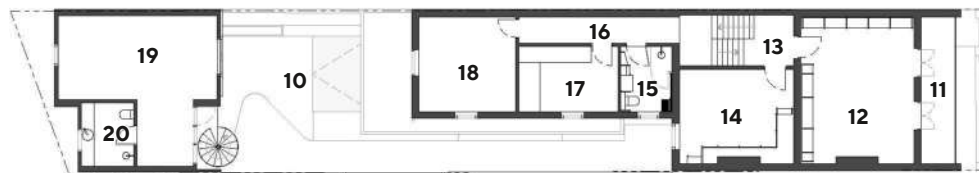
The final result is an eye-catching space that is a calm and cool oasis of inner-city living. Far from the maddening crowd, it offers an escape, a respite. It reflects the character of the era and the personalities of those who live there.

Sam says the clients are thrilled with the result. They love the sliding screens in the kitchen and dining areas that allow flexible use of the space. "The cantilevered back wall provides direct access to the courtyard. The side doors slide back into the wall, opening the space to the adjacent garden and making the entire area an outdoor pavilion in summer, as you can see the weather and time through the waterfall light void," says Sam. 🏡

PROJECT
DARLINGHURST TERRACE



GROUND FLOOR PLAN



FIRST FLOOR PLAN

LEGEND

- | | | |
|---------------|-----------------------|--------------------|
| 1 Porch | 8 Garage | 15 1F bathroom |
| 2 Living | 9 Store | 16 Hallway |
| 3 Library | 10 Rear courtyard | 17 Music studio |
| 4 GF bathroom | 11 Balcony | 18 Guest bedroom |
| 5 Laundry | 12 Music and toy room | 19 Artist studio |
| 6 Dining | 13 Stairwell | 20 Studio bathroom |
| 7 Kitchen | 14 Main bedroom | |



The well-thought-out contemporary Victorian fernery plays into the overall picture



STRUCTURAL TEAM

Engineer Partridge
Hydraulic engineer InLine Hydraulic Services

FIXTURES & FITTINGS

Lighting supplier EuroLuce
Pendant light supplier Great Dane Furniture
Tapware Astra Walker
Bathroom Basins Caroma (square); Rogerseller (round)
Tile supplier Skheme
Solid timber supplier Australian Recycled Hardwood
Timber veneer Briggs Veneer
Appliance supplier Winning Appliances
Timber floorboards Boral
Joiner Hoffman's Interiors
Joiner (windows and doors) Acacia

SERVICES

Landscape architect Sue Barnsley Design
Artist Lymesmith
Landscaping Manna Landscapes
Heritage and planning consultant Damian O'Toole Town Planning

PROJECT TEAM

ARCHITECT Sam Crawford Architects, samcrawfordarchitects.com.au
BUILDER SQ Projects, sqprojects.com.au



Mood Board



01

Colour Palette

A compelling design with a visual feast of style. A riot of colour and texture. Shades of orange, splashes of yellow, a smattering of green and blue add a playful whimsical tone



02



01/ *Golden Colours of the Outback* by Theo Papatomas.
artloversaustralia.com.au

02/ Nuura Miira
4, rock grey, opal.
greatdanefurniture.com

03/ Diamond emerald sideboard.
covethouse.eu

04/ Blue Iceberg
Glacial dry flower vase.
dowsingandreynolds.com

05/ White dining table with marble.
myface.eu

06/ Erosion yellow stool.
bocadolobo.com/en

07/ Grasso armchair in grapefruit leather by Barcelona Design.
livingedge.com.au

08/ St Moritz dark soapstone.
skheme.com

08

03

04

05

06

07



MADE IN DENMARK

morsø Bringing “hygge” outdoors

www.facebook.com/castworkaustralia

twitter.com/CastworksPtyLtd

www.instagram.com/castworks_

castworks.com.au

SPECTACULAR heritage HOUSE



Contemporary style and smart home features blend with a slice of iconic history in this Melbourne home

WORDS CARROL BAKER **PHOTOGRAPHY** JACK LEVEL



LEFT The pitched roof stables, more than a century old, are now a modern teen retreat

a double-fronted heritage facade with rear extension has been given a complete overhaul in a leafy Melbourne suburb to create a family dwelling with lots of heart.

As part of the renovation, the freestanding pitched-roof stables at the back of the property were retained and reinvigorated for a new incarnation as a teen retreat and guest bed and bath as required. One wonders what the police chief who constructed the stables more than 100 years ago would make of the stylish setup now.

The young family and family feline who now live here enjoy opportunities to come together in the open-plan spaces, as well as private spaces to retreat to, all made possible by the new renovation and extension. The front half of the existing house was retained, restored and upgraded to include higher thermal performance and also smart technology. Some rooms were reconfigured and repurposed, and a bathroom, laundry, small second living room and compact study were added to accommodate working-from-home needs. There is also a generous main living room, including meals and kitchen.

Ben Callery from Ben Callery Architects says two factors influenced the inspiration for the design. First, heritage requirements dictate a certain mandate. Second, careful consideration was given to the nature of those who live there. “We were comfortable for the front to retain this



DETAILS

HOUSE Waratah Stables

LOCATION North Carlton, Vic

INITIAL BUDGET \$1,400,000


FINAL COST \$1,500,000

DATE COMMENCED January 2020

DATE COMPLETED October 2021

WE LOVE

THE STABLES
REFURBISHMENT
THAT IS A TIMELY
NOD TO THE PAST



The timber ceiling in the dining and kitchen space is a stylish talking point

urban heritage environment, but wanted the rear to be more contemporary and embody the warmth of the owners with natural materials, natural light and warming sun,” he shares.

The stables conversion evolved during the build. A pull-down attic-style ladder to access the upper floor was replaced by a permanent staircase to access the upper level. It was challenging to comply with current building regulations within the small space, however, Ben managed to overcome that obstacle.

The material selection for the project is tactile, rough-hewn recycled bricks that add colour and texture. The smooth concrete flooring and brick add thermal mass, and the warm timber also plays a role as a feature, contrasting aesthetically with the concrete and brick.

Ben says the design flexibility of timber has come to the fore in this project. “Timber has a lovely way of providing

semi-transparency when required,” he says. “The timber slats on the upper balcony help block out late-afternoon western sun while letting cool breezes through, and it provides privacy to neighbours and the occupants of the house.”

For Ben, the hero of the design is the double-height void that brings warming winter sun and natural light into the living rooms and kitchen. “It also frames views of the old stables over the new pool in the back,” he reveals. “It connects the living rooms with the main bedroom above and it allows that main bedroom to take in expansive views over neighbouring rooftops and North Carlton’s trees. It has a natural bushiness to it, while still having a feeling of formality. Hamish and Paul from Truewood Construction also did a great job managing the entire build project and working with everyone really well.”





Beautiful natural materials in this home renovation work in harmony to add depth and warmth

Ample glazing welcomes plenty of light



EDITOR'S FAVOURITE

THE TIMBER BATTENS ON THE CEILING AND STAIRCASE THAT CONTINUE OUTDOORS – A FLUID AND SEAMLESS CONNECTION BETWEEN INDOORS AND OUT

Environmentally, the home has embodied sound passive solar design principles, as well as retaining original built form where possible. The openable windows in the void are operated electronically, and external blinds on north- and west-facing windows help to regulate the internal temperatures of the home. Rainwater is harvested and stored in underground water tanks adjacent to the pool. Domestic hot water is provided by an electric heat pump. The existing gas hydronic boiler was retained and re-used for hydronic heating in the concrete floor.

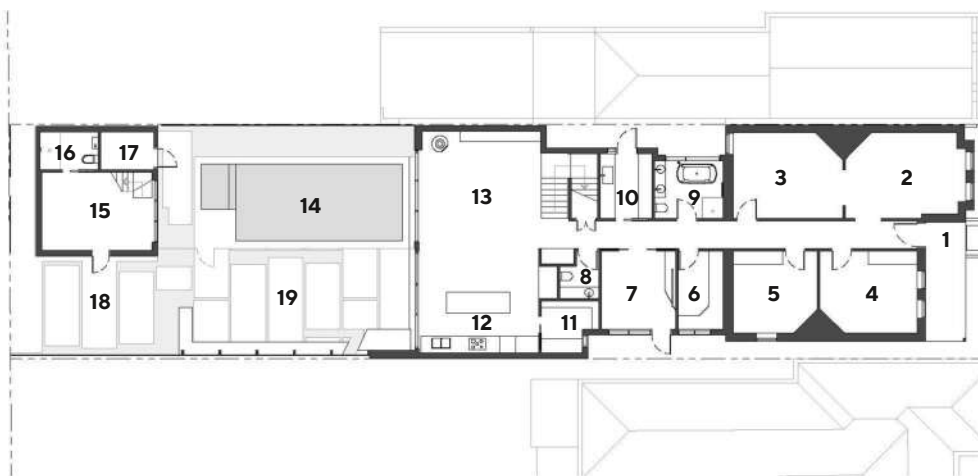
A successful project of this magnitude requires not only innovation and vision, but good communication between all parties. Ben is quick to acknowledge the expertise of the team that pulled together to create this standout project. Sam Egan from Sam Egan Gardens designed the pool, back garden, pergola area and seating. “This complements the house beautifully, as well as the great front yard that is unique for the heritage context,” says Ben. 🏡



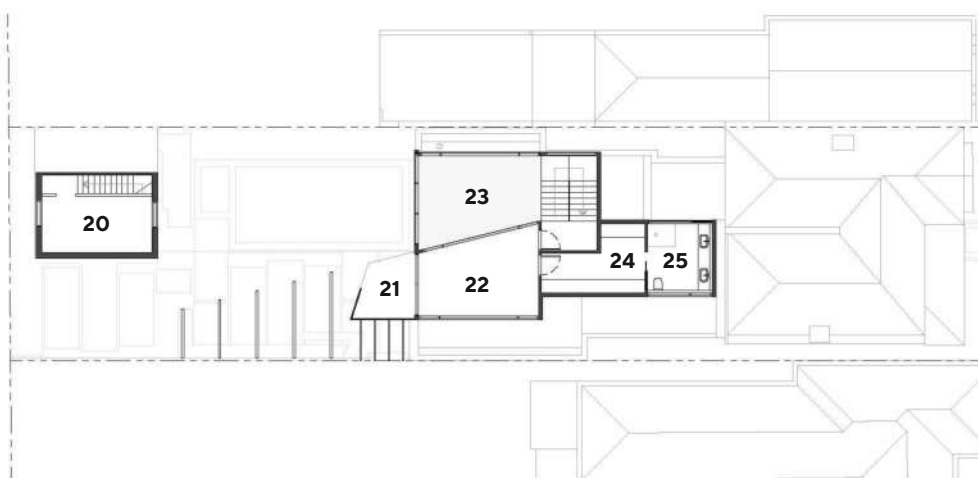
The void draws the eye upward and creates a sense of expansiveness within the space



PROJECT
WARATAH STABLES



GROUND FLOOR PLAN



FIRST FLOOR PLAN

LEGEND

- 1 Porch
- 2 Lounge
- 3 Dining
- 4 Bedroom
- 5 Bedroom
- 6 Study
- 7 Play room
- 8 Powder room
- 9 Bathroom
- 10 Laundry
- 11 Pantry
- 12 Kitchen
- 13 Living
- 14 Pool
- 15 Studio ground floor
- 16 Bathroom
- 17 Pool equipment
- 18 Car park
- 19 Outdoor dining
- 20 Studio first floor
- 21 Balcony
- 22 Bedroom
- 23 Void
- 24 Walk-in robe
- 25 Ensuite

PROJECT TEAM

ARCHITECT Ben Callery
Architects, bencallery.com.au
BUILDER Truewood
Constructions, truewood.com.au

FIXTURES & FITTINGS

Fire Oblica
Oven, cooktop, dishwasher Miele
Rangehood Qasair
Integrated French-door fridge
Fisher & Paykel
Lighting Richmond Lighting
**Herman Miller Nelson Ball Bubble
pendants** Living Edge
Basins and bath Apaiser
Tapware E&S Trading
Toilets Reece
Timber ceiling battens Eco
Timber Group
Tiles De Fazio
Benchtops Caesarstone
Organic White

SERVICES

Landscape designer
Sam Egan Gardens
Pool Form Pool Design





A freestanding bathtub connects to the outdoors through prolific greenery, while louvred windows invite cool breezes

Mood Board



Colour Palette

Timber, recycled bricks and concrete, a heritage abode demands a thoughtful approach. A mix of beautiful organic materials, textures and colours. Soft rounded forms, permeated with a modern edge and generous shavings of green and caramel with grey and black

01

02



03



07



04



05



06

- 01/ Organic White.**
caesarstone.com.au
- 02/ Nelson Ball Bubble**
pendant by Herman Miller.
livingedge.com.au
- 03/ San Selmo Reclaimed**
Limewash. brickworks.com.au
- 04/ Oliver sofa in Warwick**
Noyack Shadow. satara.com.au
- 05/ Prayer artificial plant.**
dowsingandreynolds.com
- 06/ Siena concrete table.**
blendconcretedesign.com.au
- 07/ Colosseum mirror.**
maisonvalentina.net

Designed to empower



Fronius GEN24 & GEN24 Plus



Your energy revolution, your solution: the Fronius GEN24 is the inverter that lets you use the solar energy you generate directly and flexibly. You can even enjoy 24 hours of sun in your home with the Fronius GEN24 Plus because the hybrid inverter lets you connect a battery storage system, making your energy supply even more independent. Electricity, heating, cooling, e-mobility: anything is possible. **Full solar power for your energy revolution with the Fronius GEN24 and Fronius GEN24 Plus. Designed to empower.**

www.fronius.com/gen24-residential



Butterfly

HOUSE

In a class of its own, this striking home proudly defies convention

WORDS CARROL BAKER **PHOTOGRAPHY** TATJANA PLITT







ABOVE Light-filled spaces create a beautiful welcoming abode

DETAILS

HOUSE Wattletree House

LOCATION Malvern East, Vic

INITIAL BUDGET \$900,000

FINAL COST \$1.2M + pool

DATE COMMENCED February 2021

DATE COMPLETED February 2022



In the burbs of Melbourne sits a home like no other. It's unassuming yet bold, humble yet sassy, and above all else, it's supremely liveable. This offering by Design by AD is fronted by the original Edwardian brick dwelling. Its monolithic rear form stretches upwards, yet it's not invasive.

This handsome abode is home to a young family of four. Their brief was extensive, but it centred on two primary objectives: to create light-filled living spaces that would grow with the family, and also to offer accommodation for overseas visitors that would afford both guests and family members ample privacy.

Before the project began, the tired existing brick dwelling was in much need of refurbishment. An extension built more than 40 years ago included a lean-to at the rear. The mammoth project included significant rework to the existing floor plan and layout. The ground-floor addition included adding a single garage, open-plan living, kitchen and dining, alfresco space and pool area. Upstairs there were two kids' bedrooms with built-in desks and robes, bathroom, rumpus and study.

One of the challenges of the design was mitigating the impact of its location on a busy north-facing street. Reducing noise pollution was important. One way this was achieved was through reducing windows to the street. The site was not exactly parallel to the north, so some north-west glazing was possible, along with external blinds over the kids' rooms. The outdoor entertaining area was also designed with a large floating overhang to the west.







EDITOR'S FAVOURITE

THE RESTFUL CONTEMPORARY BATHROOM SPACE THAT HAS GENEROUS GLIMPSES OF THE EXTERIOR

ABOVE A contemporary bathroom in shades of grey makes a bold splash

OPPOSITE The dining space connects to the outdoors courtesy of large sheets of glazing



In designing the project, Aydan Doherty from Design by AD sought to offer complete contrast in materiality between the old and the new by expressing the differences between both. Stunning standing-seam dark-grey cladding in the addition helps the building to recede from the street. It also matches the trim colour of the existing house. Aydan adds that the colour choice serves another purpose. "The dark colour helps the existing heritage portion of the house pop, while still maintaining its historic presence," he says.

Aydan's favourite part of the design is the rear elevation, the two elongated forms that top the structure of the first floor. "These fins are met with a horizontal band that cantilevers over the alfresco through the fins, creating a definitive separation of ground and first floor," he explains.

The garden space, and how it interacts with the home, was also a key part of the brief for the owners, who are self-confessed green thumbs. "It was important that all elements within were designed around external garden features; little breakout nooks are also met with greenery," explains Aydan.

Another standout aspect of the space for Aydan is the dining room. "It sits as a pivotal piece in the plan, connecting many internal and external elements," he says. It's seamlessly linked to the outdoor pool and firepit area, both indoor and outdoor spaces offering ample opportunities for family and friends to gather together. "Bookending the outdoor fireplace to the dining adds mood and ambience to the dining area that may have otherwise been missed if it was in another location," notes Aydan.



There are many opportunities throughout the home to welcome in sunlight that creates a beautiful play of light and shadow. The stair void allows ample northerly sun to flow through to the centre of the build. A plethora of features help to holistically create an eco-friendly build, including low-E glass, durable Australian materials, a solar PV system with batteries, retention of existing deciduous trees and more.

Ayden says the butterfly roof is a stand-out feature of the project. "Inverting the roof to create a butterfly roof design allows it to have a monolithic form to the streetscape. When viewed from different angles, different layers of the addition are exposed," he enthuses. 🏠



WE LOVE

THE BEAUTIFUL
KITCHEN THAT
IS A SUBTLE MIX
OF CURVES AND
STRAIGHT LINES





GROUND FLOOR PLAN



FIRST FLOOR PLAN

LEGEND

- 1 Verandah
- 2 Entry
- 3 Home office
- 4 Formal living
- 5 Guest bedroom
- 6 Bathroom and powder room
- 7 Laundry
- 8 Scullery
- 9 Master bedroom
- 10 Cloak room
- 11 WIR
- 12 Ensuite
- 13 Single garage
- 14 Dining
- 15 Kitchen
- 16 Living
- 17 Patio
- 18 Pool
- 19 Alfresco/courtyard
- 20 Rumpus
- 21 Kids' study
- 22 Kids' bathroom
- 23 Kids' bedroom
- 24 Kids' bedroom



LEFT Cupboard and storage space is well considered, with floor-to-ceiling cabinetry
OPPOSITE The bedrooms are well appointed, comfort is key

PROJECT TEAM

DESIGNER, BUILDING DESIGNER & INTERIOR

DESIGNER Design by AD, designbyad.com.au

BUILDER Y Projects, yprojects.com.au

FIXTURES & FITTINGS

Tapware Greens

Basins ABI

Fireplace Jetmaster

Fridge Liebherr

Rangehood Schweigen

Oven Miele

Cladding Colorbond, James Hardie

External blinds Evaya

Windows and doors AWS

Lighting, general About Space

Joinery finishes Laminex, Polytec,
Ventech Australia

FURNITURE & FURNISHINGS

Artist Tommy Huynh

Antique dining buffet Orient Curio

Coffee table Fenton & Fenton

Sofa King Living

Stools Life Interiors

Dining table Nature's Secret

Dining chairs Brosa



Mood Board



Colour Palette

Luxury and a slice of history artfully intertwine in a grand heritage abode. Shades of grey, slate, pewter and black. Light-filled and welcoming, with green hues and cool white to add splashes of contemporary appeal



- 01/ Beaubien 05 by Lambert + Fils. livingedge.com.au
- 02/ *Natural High* abstract canvas art. greenlili.com
- 03/ Faux hanging Scindapsus plant. ellajamesdecor.com.au
- 04/ Black Ash. cutek.com.au
- 05/ Ponti concrete planter. cocorepublic.com.au
- 06/ Opera three-seater lounge. kingliving.com.au
- 07/ Whywood bar stool. lifeinteriors.com.au



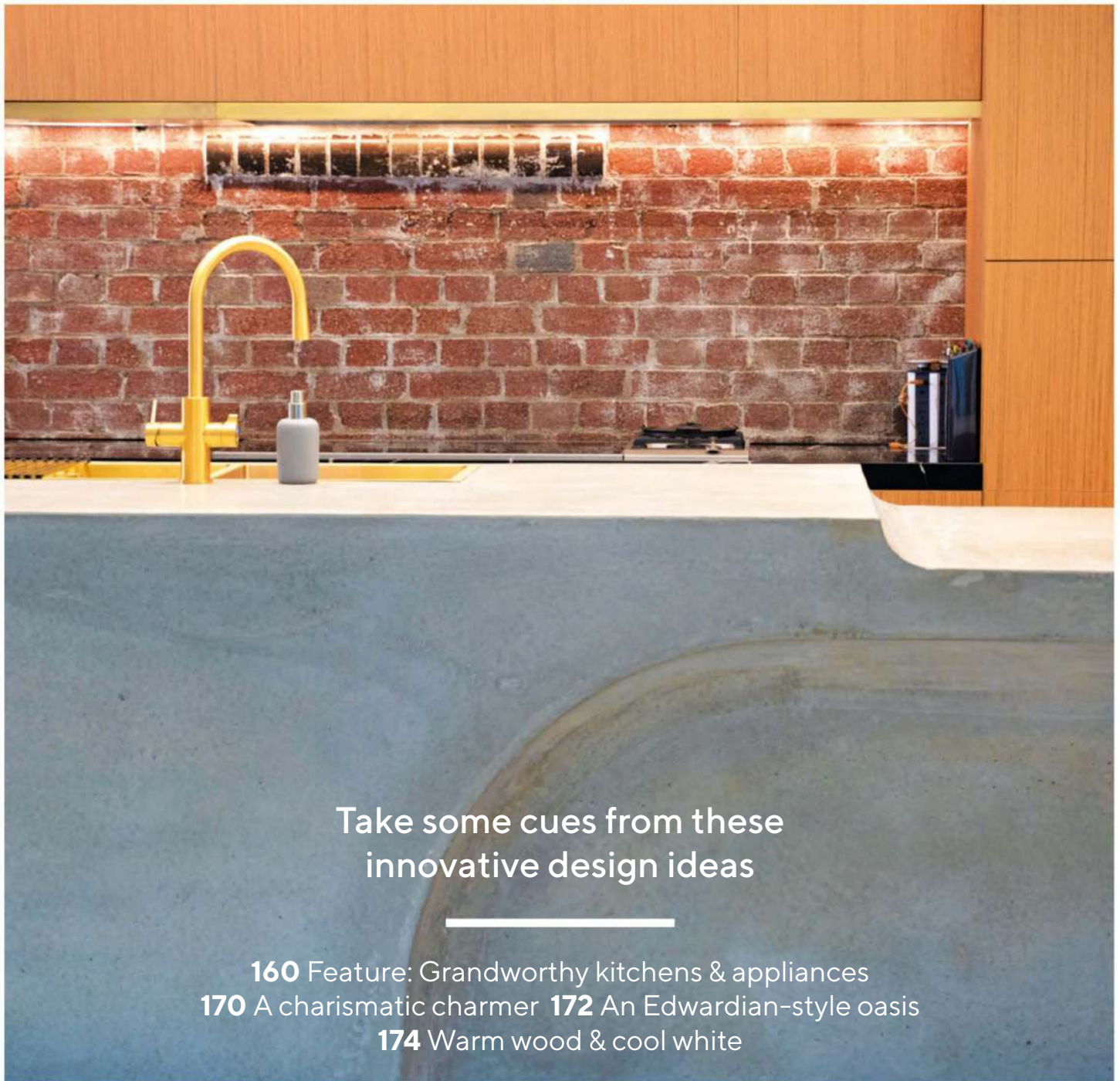
The Montauk Lighting Co. brings Australia distinctive, quality feature lighting, created by acclaimed international designers including Kelly Wearstler, Ralph Lauren Home and AERIN through Visual Comfort, along with Tom Dixon, Haberdashery, Hudson Valley Lighting, Tigermoth Lighting and Authentage. Let us help you *make a statement in light.*

montauklightingco.com
08 9380 6239

Featuring the 'Samos' Sculpted Sconce collection with carved Alabaster by AERIN

THE
MONTAUK
LIGHTING
CO.

Kitchens & Bathrooms



Take some cues from these
innovative design ideas

- 160** Feature: Grandworthy kitchens & appliances
- 170** A charismatic charmer
- 172** An Edwardian-style oasis
- 174** Warm wood & cool white

Image courtesy of Blend Concrete Design. blendconcretedesign.com.au



COLLARROY
KITCHEN
CENTRE



KITCHENS • BATHROOMS • JOINERY

Shop 7-8, 1000 Pittwater Road, Collaroy, 02 9972 9300, collaroykitchen.com.au

Lic. No. 185107c

Revel IN THE grandeur

What's cooking in your kitchen?
In ours, we're serving up a feast of fabulous
new looks and innovation

WORDS CARROL BAKER

Whether you are part of a busy family in the burbs or a solo professional calling an inner-city apartment home, there's a supremely good chance your abode will have a kitchen. How you use it and how it's laid out will depend on available space and your needs.

The kitchen is the heart of the home; it's where meals are shared, where memories are made, and where friends and family come together. From the most compact galley-style kitchen in a petite apartment to a spacious, open-plan space complete with island bench and seating with butler's pantry nearby, no home is complete without a kitchen.

YOUR KITCHEN YOUR WAY

The kitchen you choose, along with how it is fitted out and the appliances you use, is a reflection of you and your lifestyle. Designing your kitchen is no easy task, which is why it's best left to the professionals. They'll make sure you have enough room to ensure functionality and flow, as well as a kitchen that's warm and inviting so it's a space you'll want to spend time in. What that looks and feels like is up to you. A space to linger over coffee and pastries on a Sunday afternoon with your friends? Somewhere to bake a batch of cupcakes with kids on a rainy day, or entertain and dish up a sumptuous meal for those you love? Perhaps it's all of the above.

Image courtesy of Satara.
satara.com.au



FEATURE
GRANDWORTHY KITCHENS & APPLIANCES



LEFT Image courtesy of
Collaroy Kitchen Centre.
collaroykitchen.com.au

BELOW LEFT Image courtesy
of Armac Martin. armacmartin.co.uk

BELOW RIGHT Image courtesy
of Her Hands. her-hands.com.au

The look and feel of the kitchen is constantly evolving. Some are now catering for intergenerational living, so larger spaces are required. For others who work from home, a coffee station is high on their wish list. More and more families are embracing entertaining at home, and the outdoor kitchen continues to be a requirement for many.

Helle Olsen from Collaroy Kitchen Centre says with modern kitchens, there have been some noteworthy style trends in the industry. “Green tones and mid-century style are certainly popular,” she notes. “Timber features are still a strong request, along with textured and curved surfaces.”

Kitchen design can have its share of challenges and Helle says one of the most common obstacles is space. “That’s where innovative ideas come into play,” she suggests. “Smaller and angled spaces can often be difficult when it comes to functionality and fitting everything in, but there are some fantastic products out there.”

Helle hails from the UK and started her kitchen design career in Cambridge. Often her clients had cottages with small separate kitchen rooms, as opposed to open-plan living. “So I have a few tricks and a good knowledge of what appliances are out there to save space while still offering functionality,” she says.

When building a kitchen, Helle says your kitchen designer should also ideally work hand in hand with trades and be up to date with materials and appliance installation requirements so designs are compliant. “We work together as a team. I will often call our builder, plumber or electrician and ask questions to ensure the innovative ideas will work,” she says.

On the flipside, with larger spaces, issues that can arise are often linked to material restrictions such as height or length. “If a client has space for an island bench over a stone slab size, for example, we consider how we can create seamless/subtle joins, features or use two different materials,” she says.

Helle adds that in kitchens, the seemingly little things do matter. “The position of lighting, cutlery and spice organisers and the location of power points is so important,” she shares. “These simple things often get overlooked but add to the functionality of the space, so if not done right, they end up being the things that let the whole kitchen down.”





Introducing Phoenix Sinks

Elevating the design and efficiency of your kitchen. Phoenix Sinks are available in four collections, with their own design features and composition. Suitable for various budgets and styles, Phoenix Sinks embody the design aesthetic and functionality that our name is renowned for. Pictured: 4000 Series 1 & ¾ Bowl Sink in Brushed Black.

— phoenixtapware.com.au

 **PHOENIX™**



Featured here with Phoenix
Blix Flexible Hose Sink Mixer
in Brushed Carbon



Image courtesy of Covet House.
covethouse.eu

PRACTICALITY VS VISUAL CHARM

The kitchen is indeed the workhorse of the house and a delicate balance between functionality and aesthetics is vital. You want your kitchen to look good, but also to be practical. Bianca Kenna from Bianco Design Co says you can achieve both. “You don’t have to forgo one for the other,” she points out. “Even a small kitchen with well-utilised joinery can be practical and look beautiful.”

Open shelving offers a place for extra storage and a few decorative touches. “You can pop in a plant or two, flowers, or some olive oils or salts, cook books, or things you love,” adds Bianca. Including natural stone in your kitchen, along with beautiful kitchen handles, can create a memorable look, she notes. Three bowls of fruit clustered together with different fruit in each can also enhance the visual. “Artichokes, pomegranates and lemons, for example, can add a little more colour as most kitchens are neutral,” she says. And for an instant lift, a few little nips and tucks can make a vast difference. “Changing cupboard fronts, handles and tapware gives a kitchen a makeover and can make a big impact,” suggests Bianca.

TAPWARE TALES

Tapware should never be an afterthought when designing a new kitchen. Chantelle Malone, marketing manager at Phoenix Tapware, says the kitchen sink mixer can be a showstopper, but functionality should always be a consideration. “Features such as pull-out extendable hoses for extra reach, as well as 360-degree swivel capabilities for greater water direction and control, are functions that are important for the hardest-working tapware in your home,” she says. “Construction materials should be solid brass or stainless steel and for pull-out hoses, braided stainless steel will ensure your sink mixer is of



H. Miller Bros kitchen. Image courtesy of Caesarstone. caesarstone.com.au




Image courtesy of Blend Concrete Design.
blendconcretedesign.com.au

FEATURE
GRANDWORTHY KITCHENS & APPLIANCES

Image courtesy of Divine
Savages. divinesavages.com





Image courtesy of Phoenix Tapware.
phoenixtapware.com.au

the highest quality. From a sustainability perspective, consider the WELS rating on your tapware.”

Chantelle adds that there are two distinct styles emerging in kitchen tapware. “The first is a clean, modernist style that is quite pared back, with square-line outlets or a simple gooseneck outlet with a round hob mixer mounted on the benchtop,” she says. “The other is the modern farmhouse style that gives a nod to history in appearance. The exposed sink set style is becoming increasingly popular.”

Metals are also making their mark. Chantelle says tapware finishes that are emerging are brushed nickel, brushed gold and brushed carbon. “Brushed nickel is timeless and versatile, brushed gold will make your tapware a real feature, and brushed carbon is the most recent finish that is being embraced by the design community, bringing mood and drama to a kitchen setting,” she reveals.

Quality tapware is an investment, so take care of yours correctly to ensure it goes the distance. “Always clean your kitchen tapware with a soft cloth and mild detergent and never use abrasive cleaning products, harsh chemicals or bleach,” she concludes.

IN PRAISE OF THE KITCHEN SINK

There are some things that are essential in the kitchen — and the sink is indeed one. It’s not only needed for food preparation and clean up, it can also tie the look of your kitchen together. In some cases, the once humble kitchen sink can even be a focal point.

Ash Meintjes from Blend Concrete Design says while the primary purpose of a kitchen sink is undoubtedly functional, it need not be devoid of style. “Opt to make the sink in your space the focal point by choosing a finish such as brushed copper, brushed brass or a striking black that coordinates with your tapware. Alternatively, make your kitchen sink a true standout in the space by introducing textural elements such as a fluted finish that adds an extra layer of visual interest.”

Ash adds that where to place your sink is also important as it directly impacts on functionality and flow within the space. “It should facilitate easy movement and accessibility, ensuring there’s ample room to navigate between the sink, pantry, island, fridge, and other high-traffic areas,” she says. “The sink’s proximity to other appliances, particularly the dishwasher, is also important for streamlining your kitchen tasks,” she notes. “Lastly, opt for a placement that allows for a clear and unobstructed workspace around the sink, making it easier to clean up after meal preparation.”



phoenixtapware.com.au

Image courtesy of Vola. vola.com





INNOVATION IN APPLIANCES

From separate fridge drawers that are compact and can upsize your fridge space when needed, to vacuum drawers in fridges that keep food fresher for longer, there are lots of innovative products finding their way into kitchen appliances. The kitchen bar allows you to serve up drinks in style and the butler's pantry, complete with its own separate appliances, keeps mess away from the main kitchen. The

Images courtesy of
Gaggenau Australia
gaggenau.com.au



trend for integrated appliances such as fridges and dishwashers is going strong, allowing you to streamline the look and feel of your kitchen space.

Appliances such as ovens and cooktops are also becoming more innovative. Olya Yemchenko from Gaggenau says there are some things you should consider when choosing yours. "Gaggenau has long been on the right side of history when it comes to innovation, from the launch of the first combi-steam oven for the private home in 1999, which in today's re-incarnation has the ability to self-clean, to our new culinary warming drawers," she reveals. "These culinary warming drawers are perfect for any kitchen with their capabilities of slow cooking, dough proofing, and their customisability with direct temperature control."

If space is at a premium in your kitchen, Olya suggests considering combination appliances that allow multiple functions in a smaller footprint. "For example, our combi-steam ovens at 45cm cavity have the ability to bake, braise, grill and steam, plus there's our unique innovative cleaning system: simply insert the cleaning cartridge and let the water do the work."

When choosing a new kitchen cooking appliance, what should be front of mind to make sure you make an informed choice? Olya says if you're serious about your cooking, look for appliances that are of the highest quality and are time efficient. "With a history dating back 340 years of crafting metal, each and every Gaggenau appliance passes through our artisans' hands with pride," she says. "We have many instances of customers who pass down their appliance to their next of kin like a family heirloom; such is the high level of build quality." 🏠



Green Sheep Collective

Saliya and Sarah reached out to us wanting positive, light-filled spaces that connected them with their garden and prioritised energy efficiency.

They now live in The Snug, a reinvigorated Californian bungalow that features cosy nooks, indoor-outdoor living and beautifully detailed joinery.

If you think we can help you too, we'd love to know.

Email us at hello@greensheepcollective.com.au
or call us on 03 9020 3444

G

C

greensheepcollective.com.au

S



A CHARISMATIC charmer

An entertainer's delight defined by black cabinetry
and timber benchtops

PHOTOGRAPHY NICK DOOLAN

Good design is evident in this kitchen that's been built to make entertaining easy. It's a new addition to a double-fronted Victorian home.

The owners wanted a sunny sophisticated kitchen where guests could mingle, but also a space with ample room to prepare food. Efficient storage solutions and a good-sized benchtop mean there's plenty of room.

The black Falcon cooker was already chosen, so it set the direction and tone for colour choices and kitchen layout. The open blackbutt shelves complement the timber ceiling and provide plenty of room to display objects as well as offering additional storage. This type of shelving helps to clear clutter from benchtops and allows more space for food preparation.

The black cabinetry timber benchtop offers a dramatic contrast to the pearlescent pressed-metal splashback and white walls. Timber floors also add warmth. The retractable doors to the corner pantry open to a workbench, which can be easily closed off, hiding clutter.

This is a fabulous entertainer's kitchen that is sure to impress. robinsonarchitecture.net
Design Robinson Architecture
Build Hove Kitchens and Haynes Construction Group

WE LOVE

THE DRAMATIC
TEXTURED-TIMBER-
LINED SLOPING CEILING
AND NORTH-FACING
HIGHLIGHT WINDOWS





An EDWARDIAN -STYLE **Oasis**

Bathed in original details, this refreshed
bathroom didn't come down in the
last shower



This polished and luxurious ensuite gave the homeowners the opportunity for a fresh start. They had lived in this beautiful Edwardian property for 20 years, but the ensuite needed refreshing to fix old and rotten timber, as well as to bring the space into line with the rest of the home. The previous ensuite ate into the clients' bedroom space and also had an adjoining, underutilised study. Their dream was to maximise both bathroom and bedroom space while also cultivating a luxurious and private oasis that would create an escape from their busy professional lives.

Reimagining the floor plan was the first task. The study was removed entirely to create the new walk-in wardrobe and the old window was covered up. A Velux skylight was inserted for more natural light and privacy.

To create a feeling of space, full-length mirrors along with a high marble splashback at the his-and-hers sinks draw up the eye. The Oceania Verde marble from CDK Stone introduces the classic Edwardian greens that are complemented by the equally classic brushed brass tapware on the sinks and shower. By contrast, moody grey accents throughout bring in a more modern feel as well as helping to tie the ensuite together with the wardrobe and adjacent bedroom.

The result is a modern and refreshed space for the homeowners that maintains the charm of the dwelling's original details. 🏡

giarenovations.com.au

Design Olivia Cirocco (GIA Bathrooms & Kitchens)

Build GIA Bathrooms & Kitchens

WE LOVE

THE EXTENSION OF THE MARBLE UP THE WALL, BRINGING COLOUR AND TEXTURE INTO THE BATHROOM



WARM
TIMBER &
cool white

Step inside a kitchen with a refined layout and perfect proportions

PHOTOGRAPHY AMANDA PRIOR PHOTOGRAPHY



This kitchen was a fresh start for the homeowners, with the space re-configured to accommodate the entire kitchen and the laundry. With the design brief including the need for a perfect entertaining area, a beautiful flow from the kitchen into the garden was created. The owners wanted a feature kitchen island that was large enough not only for food prep, but for hosting friends and family at the same time. As for colour and design considerations, they sought clean lines with natural warmth and a major wow factor.

This stunningly symmetrical and streamlined kitchen delivered on all fronts. The kitchen island is perfectly centred, with plenty of room for seating, storage and food preparation. Crisp white quartz with a vein of warm honey and amber tones creates a strong focal point in this space. These colours are reflected throughout the timber flooring, seating and cabinetry to create a cohesive and bright space. The laundry is now cleverly tucked away behind a pivot door, creating a more distinctive line between the two room functions. collaroykitchen.com.au

Design Gemma Haddock Build Collaroy Kitchen Centre

WE LOVE

THE WAY THE QUARTZ VEIN HAS BEEN CRAFTED TO FLOW NATURALLY ACROSS BOTH THE HORIZONTAL AND VERTICAL SURFACES FOR A SEAMLESS FINISH

Eveneer®

Authentic, sustainable
timber veneer for your home.


Eveneer Timber Veneer in Even Walnut by Elton Group. Design studio gram. Photo Timothy Kaye

ELTON GROUP

The Source

Get down to the nitty-gritty of the
functional elements of your home

178 Exterior



LOVED BY THESE
FINE ARCHITECTS:



FEELS LIKE SUMMER

with  **BIG ASS FANS**

STAY COMFY AND BEAT THE HEAT
WITH POWERFUL AIRFLOW FROM **BIG ASS FANS**



WHISPER-
QUIET



ENERGY-
EFFICIENT



WOBBLE
FREE



5-YEAR
WARRANTY

IT'S A wrap

Sometimes you really can judge a book by its cover. Your home's cladding tells a story. What would yours say?

WORDS CARROL BAKER

Corten cladding. Image courtesy of Hedger Constructions. Photography by Paul West. hedgerconstructions.com.au

The cladding that you choose can define your home's style, whether it's to present a dwelling that is subtly sophisticated, earthy and dynamic, modern, or has an industrial or contemporary edge.

Cladding is the external layer of a home's exterior; it's like a waterproof skin that serves numerous functions. First, it's designed to protect the dwelling's interior from the weather. There are many considerations that can weigh in when

selecting cladding, including its cost, environmental performance, degree of fire resistance and thermal insulation, as well as acoustic buffering. The cladding you choose has another role, and that is to add aesthetic appeal to your house. It is, after all, one of the first things that people see.

Deciding on the right cladding for your house to define the look you want plays an important role in helping to create your own private oasis. According to Steven Hedger, director of Hedger Constructions, for aspects such as sound insulation, some

materials do perform better than others.

"The most effective sound insulation is achieved with solid concrete, brick or rammed earth combined with double-glazed high-performance windows," he says. But not everyone will opt for these building materials. "If a client has selected a lightweight cladding, such as timber or a James Hardie product, then we suggest double-glazed high-performance windows and using acoustic batts in the external and internal walls, along with plaster that has acoustic qualities," adds Steven.






Rammed earth walls. Image courtesy of Hedger Constructions. Photography by Ernesto Arriagada. hedgerconstructions.com.au

We've all seen images of bushfire-ravaged homes and properties in Australia. With longer hotter summers, and greater fuel loads, it's important to take steps to protect your home and those within it. Fortunately, all new homes built within bushfire-prone areas do require a Bushfire Attack Level (BAL) assessment. Steven says the selection of appropriate cladding, along with sealing roofs, sealing around doors and windows and screening windows all contribute to the BAL requirements of a building. "Selecting the best cladding for the application is paramount to minimise fire embers penetrating the home," he advises.

Steven suggests that in fire-prone areas, the preference is to use a solid construction such as brick, rammed earth or off-form concrete walls. "James Hardie and Colorbond have extensive ranges of claddings that meet fire ratings which are frequently used by Hedger Constructions," he notes. "We

Timber cladding. Image courtesy of Hedger Constructions. Photography by Paul West. hedgerconstructions.com.au



James Hardie Linea cladding. Image courtesy of Hedger Constructions. Photography by Paul West. hedgerconstructions.com.au

also use timbers that are approved for use in external areas, such as blackbutt, ironbark and spotted gum."

Steven adds that Corten steel is another great cladding product which is aesthetically pleasing, fire rated and low maintenance. And as for new products, James Hardie Oblique is new on the market and is gaining traction. "It's a modern, lightweight alternative to Colorbond Enseam, made with premium fibre cement. It has wide grooves that create a contemporary aesthetic," he says. "It also has the benefits of a fire rating and less maintenance than external timber cladding."

THINKING OUTSIDE THE BOX IN CLADDING

There are many different cladding options on the market. Japanese sugi and hinoki timber are some you might not have thought of. Fergus Forbes from Kosny Timber says theirs comes from sustainably managed forests. "It adheres to Japan's strict GOHO standards,"



he says. “Growing trees absorb carbon dioxide from the atmosphere and store the carbon so efficiently that approximately half the dry weight of a tree is carbon.”

Fergus says timber is a very sustainable option. “While a forest is growing, it is actively removing carbon dioxide from the atmosphere and storing it in the form of wood,” he points out. “The beauty of sustainably managing forests that produce timber is that the carbon remains stored in the harvested timber while a new forest continues to grow.”

These timber products are also very low maintenance, so you can spend more time enjoying your home and less time taking care of it. “Sugi is very durable outside; maintaining it is more about retaining the finish,” explains Fergus. “There are buildings in Kyoto clad with sugi that are 400 years old. One of our most popular products is sugi that we charred, then we brush all the soot off and apply a natural black coating. This finish only needs re-coating every 10 years to keep it fresh.”



Image courtesy of Wattyl. wattyl.com.au



LEFT AND BELOW Great Ocean Road by Rob Mills Architecture and Interiors. Photography by Mark Roper. robmills.com.au



RAISING THE ROOF

Your roof does play into the street appeal, the aesthetic appeal and the overall value of your home. Rob Mills from Rob Mills Architecture and Interiors says the roof is an important design consideration. “It adds character and helps to define the look of the home,” he says.

When Rob is working with a client to select the roof type, it’s a decision that is well considered. “We handpick the roof type to suit the style of architecture of the home and the client,” he says. “We meet the clients, get to know them, and decide on the roof design that suits them. After all, it’s their home, their money and their dream.” Rob adds that the roof is an important aspect. “It really sets the scene and creates the design,” he says. “Embodied in the roof is the actual design of the home — it’s one of the dominant elements.”

Cost is a big factor that weighs into roofing materials. Rob is quick to point out that opting for budget options in some cases might not give you the look you want. “For example, with terracotta tiles you can use generic ones and your house will look like a first-homebuyers’ home, or exotic imported French tiles that will give you a southern European look,” he says.

Colorbond sheet metal, or shiplap, flat trays of iron with a raised rib are definitely gaining traction as cladding and roofing materials of choice. They will create beautiful distinctive looks that suit virtually any style of home. Zinc is another option. Rob says it’s durable and handsome, with an organic quality. “It’s a wonderful material, but it’s cost prohibitive for nearly everyone,” he notes.

Another innovative roofing product is solar tiles. “They look like slate, keep your house waterproof and generate electricity — it’s a terrific concept,” says Rob.

Image courtesy of Urban
Front. urbanfront.com





LEFT Image courtesy of Idyll Home.
idyllhome.co.uk

BELOW Image courtesy of Bianco Design Co. biancodesignco.com

FACE VALUE

Your home's facade can help to make an unforgettable first impression. An eye-catching exterior is a significant factor in the look of your residence. Whether your home is Hamptons, mid-century modern, country or industrial, a striking facade tells the story of your property and of those who live there. It defines your style, and gives others a glimpse of what's inside. How the front of your home is presented can also factor into the value and resale of your home.

To lift the visual of your home's facade, give it a quick spruce up by pressure-washing the exterior and cleaning gutters. If your letterbox or house number is looking drab, replace it. The same applies to front fencing — it's surprising what a lick of paint can do to a tired fence.

Don't underestimate the impact of good exterior lighting to enhance your home's facade. Street appeal also applies when the sun goes down. Beautiful lighting can create an interplay of shadow and light in the front garden — it can serve to highlight a focal point such as a pot or urn, and uplighting can cast a warm glow over feature planting.

A new front door can add a pop of colour and instant street appeal. Replacing a weathered or aged garage door can also lift the look of your home, as can a coat of paint on your roof. So too can revamping or adding garden beds and adding mulch. A potted plant or two in oversized pots can create a beautiful focal point.

If your home's facade is in need of a substantial fresh new look, put together a mood board to define your style and the things you love. Do you want a house that presents as subdued or extravagant? Modern with a quirky edge? Or does it fit into the mould of popular themes such as coastal or contemporary?

If your home needs a completely new look, chat to a design professional about what you can achieve. With innovative new cladding products, you can not only elevate your dwelling's exterior, but improve its energy efficiency and street appeal. 🏠



FEATURE
EXTERIOR

Image courtesy of
Domo. domo.com.au



SHOP THE LATEST DESIGN BOOKS



About Kitchen Design

From Mid-Century concepts to casual coastal collections or sleek modern layouts, these glossy pages contain fashionable design ideas, handy hints and plenty of other inspiring moments for when you're planning your ideal kitchen.

RRP \$19.95



About Grand Designs Australia Kitchens & Bathrooms

The kitchen and bathroom design and layout you choose for your home should reflect the way you live, work and entertain. Planning is key. Inside these pages you'll find plenty of inspiration and helpful ideas to assist you on your kitchen design journey.

RRP \$14.95

SCAN HERE TO SHOP




ORDER YOUR COPIES NOW AT
universalshop.com.au/collections/architecture-building

Outdoors

Exceptional outdoor
design and landscaping

188 Coogee
194 Champion of Champions: Australian
Landscape of the Year awards



Barefoot luxury

A unique but rewarding project for both client and contractor, this modern Australian garden is an entertainer's paradise, brimming with lush greenery, usable spaces and a strong connection to its surrounds

WORDS RACHEL WHITE PHOTOGRAPHY BOLT MEDIA

a landscape designer's dream, the barely-there brief for this South Coogee garden gave the team at Stone Lotus Landscapes scope to create a fresh and modern outdoor space that sits perfectly in its coastal location on Sydney's cliffy coastline.


"Our clients' brief was relatively simple," says Andrew Sidie, owner and director of Stone Lotus Landscapes. "They knew they wanted to include a pool," he says, but they were fairly relaxed about everything else.

The general idea was to create a modern and tranquil outdoor space for the whole family to enjoy and ensure the area was well equipped to extend the home's entertaining capabilities. "It also needed to suit the broader coastal context of the property's location," adds Andrew. "The rest they left open to us."

A unique project for more than one reason, works were completed in conjunction with the neighbours who embarked on a similar project at the same time. "We completed this project along with the neighbour's project simultaneously," says Andrew. "We had two lovely clients who happened to be neighbours and were both ready to start their outdoor renovation at the same time. Both blocks were sloping and had narrow side access, which, under normal circumstances, would have dictated excavation to be carried out by hand. Not only would this be a costly exercise, but it would also limit the scope of works considerably.







“We were able to overcome the challenging access and save both clients time and money by removing the side boundary fence, which allowed access for machinery to assist with the excavation efforts,” continues Andrew. “It’s nice when the landscaping stars align.”

Still, the sloping site continued to challenge Andrew and his team. “With budget considerations in mind, we chose to work with, not fight, the existing slope,” he says. Incorporating the level changes across the site into the overall design, he used the variations to “create different zones within the design, such as cooking, dining and poolside lounging areas”.

As is often true, constraints lead to creative solutions. In this case, Andrew’s favourite part of the project turned out to be one of those troublesome levels. “My favourite part of the space is the upper pool level,” he says. “The pool, combined with lush planting, the vast deck area and the elevated sunbed, is just so inviting. It’s a bit of a vibe in its own right.”

Material and colour choices were kept relatively simple and sleek, making it possible to maximise space and accentuate the resort-like feeling. “We updated the area with modern, understated materials, including spotted gum decking and cladding and large-format porcelain tiles,” says Andrew.

Not without subtle contrast, “the highly distressed finish of the Barrimah stone cladding used in the pool retaining wall is a nice juxtaposition to the otherwise minimalist material palette,” says Andrew. “It adds texture and character.”

Feeding into the client’s desire to maximise their entertaining space, the project is packed with inclusions such as a barbecue and concrete bench area, pizza oven, dining space, pool, outdoor shower, poolside deck and elevated sunbed embedded into the garden.



YOUR PERFECT RETREAT AWAITS WITH YOUR NEW SOFTUB WELLNESS SPA



Easy to move, outdoors and indoors, Softub is a popular choice for large or small spaces, rooftops, or balconies.

SOFTUB IS PROUDLY MANUFACTURED IN THE USA SINCE 1986. BUILT FROM LIGHTWEIGHT MARINE-GRADE VINYL AND HIGH-DENSITY FOAM THAT IS DURABLE AND STRONG.



The most energy efficient spa on the Australian market, approx. \$1.50 per day/\$45 AUD per month to run. Softub is built for the outdoors and made to last.

FOR MORE INFORMATION CALL US TODAY

0415 896 537 | info@softubaustralia.com.au | softubaustralia.com.au





“THE POOL, COMBINED WITH LUSH PLANTING, THE VAST DECK AREA AND THE ELEVATED SUNBED, IS JUST SO INVITING. IT’S A BIT OF A VIBE IN ITS OWN RIGHT”
– ANDREW SIDIE



With so many inclusions and the split levels on site, the design had the potential to feel cramped and overfilled. Instead, “the uncluttered design and glass balustrade help to accentuate a feeling of space and vastness”, says Andrew. “The hardscape elements are softened by a fusion of tropical and Mediterranean planting, resulting in a barefoot luxury resort feel.”

With its clean lines, simple material selection and understated luxury, this space is inspired by the people who inhabit it and a connection to the coastal environment that envelops it.

Cascading down the sloping site, it’s more than just a backyard. It’s a place where the family can relax and entertain, acting as a conduit between the people who use it and the natural world around it. stonelotus.com.au



THE FUTURE OF BBQ DESIGN

WITH INFRARED⁺

With new Infrared technology, distinctive styling and intelligent features, CROSSRAY is the Future of BBQ Design.



EXPLORE THE RANGE AT WWW.CROSSRAY.COM.AU



Champion of Champions

Australian Landscaper of the Year Awards 2022/23

The Husqvarna Champion of Champions: Australian Landscaper of the Year awards are a national awards program that puts the best of the best from individual states up against each other. In collaboration with state landscaping industry bodies across Australia, CoC accepts the award winners in construction and design categories from each state to compete for the title of Australia's best landscaper.

A panel of industry judges from around the country are called upon to evaluate the entrants to determine a national winner in each main category. In addition, the polling is open to the public with a call out for the people's choice, which contributes one 10th of the vote.

Each award-winning project is appraised for its merits in construction, design, and overall benefit contributed to its location. Seeing the wealth of innovation and excellence showcased in the projects entered is an exciting testament to the abundance of talent in the sector across the nation.

The 2022/2023 Husqvarna Champion of Champions: Australian Landscaper of the Year awards is proudly brought to you by Husqvarna, Deco Australia and Grillex.



SPONSORED BY



CBD LANDSCAPE CONSTRUCTION (QLD)

The Standard by Aria

WINNER Commercial Landscaper of the Year

CATEGORY WINNER Commercial Landscape over \$1M




Set high above the Brisbane skyline, this garden oasis is a testament to outside-the-box thinking.

The ultimate in luxury urban living, The Standard by Aria is a residential development set in the heart of Brisbane. Among its many amenities, this communal dwelling paradise offers its patrons a fully equipped fitness centre and yoga studio, as well as a wellness retreat and media room. But perhaps it is the rooftop retreat that is the true boon for residents, providing them with a private sky-high Eden for their exclusive use.

Comprised of 2044 square metres of rooftop amenities, including an outdoor pool surrounded by relaxing daybeds and sun loungers, verdant gardens, large potted trees, conversational seating, dining areas and water features, The Standard's outdoor zone sets a new benchmark for high-density urban living.

Designed and built by the experienced team of specialist landscapers from CBD Landscape Construction, the rooftop at The Standard is the ideal relaxing hideaway to enjoy a coffee or a glass of wine, entertain family and friends, or just soak up the iconic views across the Brisbane River.



Spread across a series of podium levels on the western axis of the building, the resort-like features of the landscape cater to a wide demographic of users, with a little something for everyone. The lush and abundant plantlife flows from commercial-quality garden beds and planters, complete with irrigation. A mix of ground level shrubs and grasses combined with soaring mature trees provide privacy and shelter as well as visual variety.

What makes the complexity and professional finish of this project even more astounding is that it was done 31 storeys in the air, meaning this high-calibre softscape was completed under difficult circumstances. Harness work was required to outfit planters, while craning or lugging large quantities of landscape materials to the roof level was a necessary requirement to get the job done.

Given the exposure to the elements of this particular location, all plants chosen for the project were done so with an eye toward longevity. To round out the landscape, paved edges were laid in swooping swirls to contribute soft curves to the hardscape and complement the circular and curved furniture dotted about the deck, blending straight lines with organic forms to generate a harmonious setting.

In addition to the rooftop garden, CBD Landscape was responsible for the street-level landscape at the front of the building. The Standard's streetscape features abundant plantlife that frames the front facade and sets the tone for the paradise waiting at the apex of the building.

Working from the ground up, this landscape project was a mammoth undertaking by CBD Landscape Construction, which resulted in a stellar project that helped The Standard win the honour of being crowned Australia's Best High-density Development of 2022.




COMPANY

CBD Landscape Construction

P 07 5504 1977

E info@cbdlandscapeconstruction.com.au

W cbdlandscapeconstruction.com.au



**COS DESIGN
(VIC)**

Mount Martha
Residence

WINNER Residential
Landscape of the Year

CATEGORY WINNER

Residential Landscape over \$250k



Carved out of an incredibly challenging sloped site in the picturesque suburb of Mount Martha located on the Mornington Peninsula in Victoria, this striking residential landscape offers its owners sweeping views of Port Phillip Bay across the infinity edge of its elevated pool and a layered greenscape that does justice to its privileged location.

Designed and overseen by COS Design, experts in residential landscape design and contracts administration, this award-winning project is the result of an extensive design brief. Called by its clients to “use local natural materials to create a relaxed yet sophisticated coastal garden to be used for entertaining and as a family retreat,” COS Design delivered in spades.

Carefully considering every element of the design response and accounting for the challenging sloped site, COS Design achieved a highly functional and visually stunning landscape with multiple terraces that offer the home’s inhabitants a plethora of options for relaxation and play.

Flowing out of the house from wide timber

decks with generous landings that provide plenty of entertaining zones, residents, friends and family can step down a level to the pool area. Here they will find an extensive wet-edge pool and spa that gives swimmers views of the distant ocean. Locally quarried stone was used to form a privacy wall beside the pool, as well as the retaining walls that give the pool zone its terraced arrangement.

Continuing down to the next level via a series of steps and onto a crushed gravel path, a dedicated firepit sits, surrounded by a horseshoe circle of the same local stone, which provides ample seating on cool winter nights. From this level, those who are of a mind to explore can venture down into the garden via strategically placed stone steps, or continue down to the next level along the meandering path of porphyry paving that leads out to the wide expanse of emerald lawn.

Using a visually arresting variety of materials, from natural stone to timber and limestone paving, this extensive garden landscape expertly navigates the hillside, cascading down the nine-metre fall of the site beautifully. In the organically sculpted garden



beds, coastal plantings with soft layers of green and grey foliage mix with contrasting grasses and perennial flowers in a harmonious fusion of varied layers. Extensive garden lighting provides illumination that aids navigation and adds plenty of ambience when the sun goes down.

According to the judges at this year's Landscaping Victoria Industry Awards, "This incredible project addressed the massive challenges and site complexities of a steeply sloping block flawlessly ... The design aesthetic shows a strong connection between the surrounds and architecture of the home, and the palette of surface colours and textures work cohesively, resulting in a beautiful and functional showstopper of a landscape that feels right at home in the space."


COMPANY

COS Design

P 03 9889 3329

E enquiries@cosdesign.com.au

W cosdesign.com.au





**PENFOLD
PROJECTS
(QLD)**

University of
Queensland Student
Services Hub

CATEGORY WINNER

Commercial Landscape up to \$500k



This new services hub on the St Lucia campus of University of Queensland is flourishing with lush sub-tropical landscaping that provides a sheltered retreat for visiting students and faculty.

Nestled between the Prentice Building, Staff House, Physics Annex and building 4I, the new development comprises a gathering plaza and canopy structure formed to provide protection from the tropical weather. Encompassing a range of hard and soft landscaping elements, this active hub was brought to life by the talented team at Penfold Projects.

Awarded the contract to bring this lively landscape to fruition, the scope of works completed by Penfold Projects included the installation of a varied subtropical planting palette and edging to planted areas. Trellises were also installed by the team to create a sheltered seating area for students to gather and relax between lectures. Mature ex-ground trees were planted as part of the design plan, offering shade to passersby and

adding a level of maturity to the overall landscape design.

Ensuring a comfortable gathering and working spot on campus, the lush nature of the greenlife softens the traditional lines of the surrounding heritage architecture, while also adding a counterpoint to the modern buildings. The fit-for-purpose space was designed to enhance the educational experience for all and beautify the campus grounds and does so with gusto.

Filling raised and curved garden beds, the verdant greenery is protected by a collection of sculptural overhead canopies that filter light through but still provide protection from the odd summer squall. Trellised plants suspended from the canopies ensure private seating zones, while hardscaped pathways and defined garden edges crafted from natural stone and concrete in soft, neutral hues allow the plant life to pop and ensure longevity for the campus.

In assessing the project for this year's Landscape Queensland's Construction



Excellence Awards, the judges noted, “The success of the planting is a testament to the contractors’ methodology in soil preparation, planting and mulch installation. The space reflects a number of stand-out hardscape construction techniques, evident where the garden edging seamlessly blends the new with the existing landscape. The trellis works is constructed to a high level that creates a successful tool for the sub-tropical vines to climb. The result is a space that offers respite for users and a space that complements the overall landscape design.

An award-winning landscape, this highly sculptural and decadently lush hub is everything students and staff could want in a work/study environment in a tropical location.

COMPANY

Penfold Projects

P 07 3501 4405

E admin@penfoldprojects.com.au

w penfoldprojects.com.au





**HARMONY
LANDSCAPES
(QLD)**

Immanuel Lutheran
College

CATEGORY WINNER
Commercial Landscape
\$500k to \$1M



Combining water, timber and stone, this nature-based playspace gives little adventurers an authentic

play experience. Featuring a variety of play elements crafted from timber battens, sandstone blocks, rope nets and timber logs nestled among extensive softscaping, this exciting adventure zone sits harmoniously in its natural environment and offers a wealth of play challenges.

Constructed by landscape contractors Harmony Landscapes, this playground reflects the curriculum focus of the school. Catering to a diverse age range, from kindergarten to secondary school, Immanuel Lutheran College wanted to ensure that its upgraded playspace dovetailed into the many educational opportunities it offers and encompasses the school's philosophy of a holistic and diverse academic path.

Harmony Landscapes approached the project with this mindset, working through everything from initial site preparation to hardscaping, softscaping and maintenance of the completed landscape to produce a comprehensive playground with something for everyone. A high level of planning and logistics was required in order to overcome the technical

and bespoke nature of the design and ensure all the inclusive and accessibility aspects of the project were completed to the highest standards.

An automated high-volume natural water course consisting of a large capacity in-ground water storage tank, saltwater chlorination, filtration and rain harvesting system, is one of the most popular spots in the play zone. The wet-play area allows students to manipulate and control the water flow and trajectory of the course. An Archimedes screw installation also allows students to draw water from the pond into a hand-carved stone water maize. Surrounded by oversized boulders of natural sandstone, this splash zone is a safe and sustainable environment in which students can play and learn.

For those students who like a physical challenge, two large towers with steel frames and timber battens of Australian hardwood were erected to provide plenty of scaling and sliding fun. High-end detailing through the use of customised laser panels that carry the school's emblem mark the main tower, giving it its unique identity. A custom-designed rope tunnel joins the two towers and a series of bridges, scramble nets and balance ropes round out the rope play course. A concrete climbing wall



with moulded hand and foot pegs provides a climbing surface at the end of one of the towers, leading students up to the tower platform. In addition, a freeform scramble wall of manipulated sandstone blocks was constructed to give users multiple ways of scaling the play towers. For smaller adventurers, an extensive sandpit of fine-grade river sand surrounded by a natural rock border was created on one end of the play zone.

To soften the hardscaping, a series of native gardens was planted that provide balance to the overall project. A series of shade trees was integrated for added sun protection, and plenty of native grasses and low shrubs provide a soft barrier for active play.

Checking all the boxes for inclusivity, accessibility, safety and diversity, the new Immanuel Lutheran College playscape earned itself an A-plus for design and construction.

COMPANY

Harmony Landscapes

P 07 5492 9512

E info@harmonylandscapes.net.au

W harmonylandscapes.net.au



FEATURE

AUSTRALIAN LANDSCAPER OF THE YEAR AWARDS 2022/23



McMAHON EARTH SOLUTIONS (QLD)

Yandina Creek Residence

CATEGORY WINNER Residential Landscape up to \$70k



Expertly transforming a flat grassy area into a layered and textural landscape, this beautifully designed acreage in Yandina Creek is the work of McMahon

Earth Solutions.

Recently crowned the winner of the residential category at the 2022 Landscape Queensland Construction Excellence Awards, the judges noted, "The design and construction execution by the contractor [McMahon Earth Solutions] showcases a high level of sophistication and provides visitors with a wonderful element of surprise and delight as they are enticed to meander around the alluring pathways and take in the many wonderful project details."

This high praise from the judges is justified as one takes in the soft turf mounds held back by granite boulders that provide unique spaces for communal gathering and relaxation.

A raised garden bed with natural stone edges takes centre stage in the backyard of this residential dwelling, showcasing a mature five-metre-tall bottle tree that serves as the hero of the landscape. A river of emerald grass turf divides around the central island, allowing users to step left or right across the inset pavers to traverse around to the back side of the island where a unique firepit resides.

Amphitheatre-style seating is created out of stone set into a turf mound around the firepit, producing a cosy and protected area to enjoy the fire. Clever lighting fixtures placed around the island help visitors to navigate the steel-edged lawn path and find their way to the central fire element at the back and creating additional ambience at night.

Large stone boulders are used to form the organically displayed edges of the outer mulched garden beds. A wide array of low-maintenance arid plantings from Blue Agave to transplanted ponytail palms fill out the beds, mixed with heliconia and other tropical foliage to give the landscape a lush and abundant feel. Large mature trees form the outer perimeter, providing privacy from the neighbours and giving the space a secluded feel.

Extensive lighting, from up-lighting under the large trees to a pair of metal lanterns that mark the entrance to the landscape and navigation lighting hidden among the garden beds, gives the whole environment a soft glow when the sun goes down. Adding further visual interest is a collection of metal sculptures tucked into the plants, making each trip through the landscape an adventure.

Reflecting a well-thought-out and playful design, the Yandina Creek Residence landscape is a whimsical adventure into nature with a lush outlook and plenty of surprises around each bend.

COMPANY

McMahon Earth Solutions

P 0451 551 776

W mcmahonearth.com



FEATURE

AUSTRALIAN LANDSCAPER OF THE YEAR AWARDS 2022/23



Resonating a Californian, Palm Springs vibe, this residential landscape is a high-end offering with a modern sensibility.

The client brief for this project specified the use of colour tones taken from the home surrounded by a frame of greenery. High-end materials and finishes were required, while the garden itself needed to be low-maintenance, with pops of colour in yellow, orange and pink to appear scattered throughout the property.

Working both the front and the back yard spaces, the talented team at Landscape Techniques produced a simple and elegant low-maintenance landscape that reflects the home's architecture and provides plenty of amenity.


Individually poured smooth-trowel grey concrete steppers form a pathway to the front door, highlighted by slimline bronzed metal lighting. Ground level grasses and plantings fill the spaces between, creating a lush display in front of the

LANDSCAPE TECHNIQUES (SA)

Millswood Residence

CATEGORY WINNER Residential
Landscape \$70k to \$500k





house. A soft charcoal-grey clay paver laid in a herringbone pattern was used for the driveway, and a custom-made black vertical batten front fence with sliding gate entry gives the property a grand entrance.

Aiding in kerb-side appeal, a large steel bowl water feature with automated lighting highlights the deciduous ornamental trees in the front yard. Soft under-plantings create contrast between the sharp lines of the hardscaping, and pops of colour from orange clivia and pink Sedum, among other annuals, bloom sporadically throughout the year.

Moving into the rear yard, visitors come upon a lush expanse of lawn, perfect for the residents' kids and the family dog, along with a pool that has curves in all the right places.

Remodelling the existing pool, Landscape Techniques overcame the depth issue challenges to produce a new compact swim area with a unique curved end detail,

lounging deck and seating area. Placed along the back of the pool zone, the seating area features an architecturally recessed arch detail that forms a cosy nook where visitors can keep an eye on pool participants. Rather than going with a glass pool fence, Landscape Techniques installed a custom-made curved, white steel-rod pool fence that underscores the modern vibe of the design.

The many curves found in the backyard, from the pool edge to the fence detail, round ground pavers and arched detail in the seating nook all serve to contrast the hard angles of the modern home, creating a geometric harmony that is pleasing to the eye.

The use of timber and an abundance of vertical greenery was also incorporated into the design at the clients' request. This was showcased to perfection in an open-roof structure that was created to span the rear parking area. Aluminium wires strung across

the top provide the perfect trellis for a climbing grape vine to create leafy shade and soften the straight lines of the structure.

Blending with the bright pops of a feature pink Frangipani tree are espalier fruit trees and a lush screen of *Laurus nobilis*, along with the vibrant hue of Pink Bougainvillea, producing a lush perimeter of greenery that gives the backyard some privacy while keeping the central area clear for play.

From front to back, Landscape Techniques has delivered a modern landscape that gives its owners exactly what they wanted.

COMPANY


Landscape Techniques

E hello@landscapetechniques.com.au

W landscapetechniques.com.au

FEATURE

AUSTRALIAN LANDSCAPER OF THE YEAR AWARDS 2022/23



NEST LANDSCAPE DESIGN (QLD)

Tallebudgera Valley Residence

CATEGORY WINNER Residential
Landscape \$150k to \$250k



Tucked into the outer suburbs of the Gold Coast in Queensland is Tallebudgera Valley, a picturesque spot dripping with emerald-green farmland and natural forest. This is the location of an alpine-architecture-inspired residence with strong lines and sharply angled roof gables surrounded by hectares of bushland.

Constructed in light hues with plenty of timber and stone elements, this private residence features an organically formed landscape that sits effortlessly on its forested site. Designed and constructed by Nest Landscape Design, the garden reflects the home's material palette and follows the natural rise and fall of the rural site.

The textural character of the materials, from large stone boulders to plentiful grasses and hardy natives, were chosen not just for their aesthetic value but also to ensure the longevity of the landscape in the strong Australian climate. Silvered crazy paving abuts weathered timber decking, complementing the slate grey of the dwelling's roof. Large basalt boulders dot the landscape, tying the stone used to clad the home's exterior to the landscape and contributing to the overall muted hue of the garden design that allows it to disappear seamlessly into the surrounding bushland.

A highlight of the garden completed by Nest Landscape Design is the pool area. Showcasing a round pool with an adjoining shallow jut, this watering hole looks like a natural billabong. The pool deck of crazy paving circles half of the pool, with the other side surrounded by timber decking, offering a harmony of natural materials with textural differences. One side of the pool features a stone waterfall producing a small cascade of water that flows into the deep end of the compact swim spot. More natural grasses and cold-climate plantings mixed with natives cover the slope surrounding the waterfall, leading down the pool in a natural fall of low-rise greenery.

A timber batten fence sweeps in a wide arc around the pool, keeping the kids safe and the animals out of the deep end while blending nicely with the natural material palette of the architecture. A steel-edged garden bed forms an additional ring outside of the fence, creating a visual



difference in the landscape that contrasts against the straight lines of the home. Filled with rocks, boulders and hardy plantings, these planted beds soften the hardscaped areas of the design and give it both function and style.

Described by the judges of the 2022 Landscape Queensland Construction Excellence Awards as, "... a beautifully executed landscape that carries through exceptional construction detailing over sprawling grounds that blend back into the rural residential feel," it seems that Nest Landscape Design hit the nail on the head with this stunning rural property.

COMPANY
Nest Landscape Design
P 07 5560 8702
E info@nestld.com.au
W nestld.com.au





01

PRODUCT AND SERVICE

Review

01/ ARTIST SPOTLIGHT: SIGRID PATTERSON

Sigrid Patterson is an award-winning artist from the Byron Bay hinterland. Working primarily within the “still-life” genre, Sigrid’s work is far from still. With rich and compelling stories woven throughout, her work often incorporates reflective surfaces and moody shadows. Expanding on the art of floriography (telling stories through the meaning of flowers), many of her pieces use Australian native plants and most of these are from her own garden or the local neighbourhood. The acrylic on stretched canvas piece pictured here, titled “*I found a cool Banksia vessel at the Eumundi markets – and grew some gum nuts*”, is a playful take of some her favourite things: banksias, eucalypts and interesting vessels to contain her treasures.



02



03



04

Exclusively available from Art Lovers Australia, the work is framed in Tasmanian oak and measures 49cm x 64cm. artloversaustralia.com.au

02/ STACKS ON

Rylock Commercial Series stacker doors are available in three-, four-, six- or eight-panel standard or corner door configurations, featuring multiple sliding panels with large openings for entertaining and ventilation. Locally custom made, they are powder-coated in-house from a selection of 30 standard colours and textures and tested by the CSIRO for durability. What’s more, the product’s sill can be rebated for an effortless transition between indoor and outdoor spaces, and heavy-duty extrusions provide strength and durability, allowing product heights of up to 3m and product widths up to 12m. The stacker door seen here is part of a home designed and built by Latitude37. Visit a Rylock showroom in Melbourne, Sydney or Adelaide or rylock.com.au

03/ BEAUTIFUL BEACH OAK

Beach Oak timber flooring from Flooring Online encapsulates the timeless beauty of European oak flooring. Providing a relaxed, contemporary



05

aesthetic in the home, Beach Oak timber flooring breathes sophistication and Nordic beauty into every board. Available in a range of dimensions, including wideboards for a more expansive interior look and herringbone for those seeking a unique finish to their home, this engineered European oak flooring is more durable than solid timber. Backed by a 25-year warranty, these boards are designed to remain beautiful for years to come. flooringonline.com

04/ PUT A CORK IN IT

Discover the contemporary elegance and eco-friendly sophistication of New Generation cork flooring from Cork Imports. This cork flooring is not only incredibly stylish, but it’s also a sustainable choice. Crafted from renewable cork oak trees, it is elegant, durable and offers unparalleled comfort underfoot. Hypoallergenic and effortless to maintain, the natural insulation properties found in cork keep your space cosy year-round while the unique texture adds character to any room. Whether you’re looking for a chic, modern look or a warm and rustic feel, cork flooring is the perfect choice. corkimports.com.au

05/ BLENDING IN

The perfect blend of soft curves and straight edges, the Tor concrete coffee table by Blend Concrete Design will transform your space with its elegance and timelessness. This masterful fusion of modern and classic design is the perfect centrepiece for any indoor or outdoor living space. Sealed to guard against scratching and staining, this perfectly sized coffee table is beautiful and practical. Designed and handcrafted in Australia, Tor is created using only the highest-quality materials and the best manufacturing techniques. The Tor concrete coffee table is available in 13 stunning concrete colours, meaning there is a perfect shade for every colour palette. blendconcretedesign.com.au

06/ TANTILISING TABLES

Introducing Portland coffee tables, designed by Justin Hutchinson and exclusively available at Cosh Living. This latest release from Kett references Portland’s rocky outcrops that hug the shoreline – the connection and contours of the bays uniting land and ocean. Each handcrafted table features three gently curved solid oak legs and a solid oak or



06



08



07



09



11



12

ceramic top. Available in two heights, the curvature of the legs allows the tables to interlink, so the coffee tables present as a unified piece or a dynamic cluster of varying sizes and finishes. coshliving.com.au

07/ DIY-FRIENDLY SHUTTERS

Elevate your windows to new heights with the Express Easi-Fit shutters from Tuiss Blinds Online. Crafted from advanced polymer, this shutter is built to withstand the test of time. Embracing a frameless design, it seamlessly blends with your windows thanks to its slimline pivot hinges. This shutter offers effortless installation, making it a hassle-free experience for anyone. But that's not all; they are also DIY friendly and boast the fastest installation time in the Tuiss shutter collection! Everything from Tuiss Blinds Online is made to measure and designed specifically for easy DIY, from measuring through to installation. blindsonline.com.au

08/ CANDY BY KATRINA MCKEON

Candy is an evocative art series close to the heart of Katrina McKeon. Spending summers on the Great Ocean Road, Katrina often stood by the

shore gazing at the vast expanse of ocean as the sun dipped below the horizon. Katrina's work is a vibrant celebration of rainbow hues that adorn the water along sandy shores. *Candy* (180cm x 240cm), acrylic on canvas, \$8950. plumegallery.com

09/ TAPPING IN TO THE SINK MARKET

Famous for its uniquely Australian designs and award-winning reputation, Phoenix has long been regarded as a brand of choice when selecting innovative and trusted sink mixers. To further enhance its offering in the kitchen market, it is proud to now offer Phoenix sinks. Available in four collections, each with its own design features and composition, Phoenix sinks are suitable for various budgets and styles, embodying the design aesthetic and functionality that Phoenix is renowned for. In addition, Phoenix sinks are complemented by a new line of accessories. phoenixtapware.com.au/sinks/

10/ CONVERSATIONS WITH ARCHITECTS

Big Ass Fans presents *Conversations with Architects*: an informative resource outlining designs that will set your home apart and quality that stands the test of time. Discover the latest design trends shaping Australian homes, from thoughtful spaces to how you can incorporate sustainability practices in your own dwelling. Download Big Ass Fans' *Conversations with Architects* Look Book to start visualising your dream home landing. bigassfans.com/architect-conversations

11/ LUXURIOUS HYBRID FLOORING

A durable floor with exquisite design, Metropolis 1200 is a technologically advanced hybrid range

that ticks all the right boxes. In line with the trend of biophilia in the home, hybrid's stunning timber-look design and waterproof surface caters for the inevitable overwatering and spills from your indoor plants. Metropolis 1200 boasts a beautiful warm ecru colour range that flawlessly complements the ever-growing trend of biophilic design. For large-scale designers, architects and builders visit ghcommercial.com, for homeowners visit godfreyhirst.com. Photography by Mike Baker. Styling by Bree Leech.

12/ RESTORATION KINGS

Covesmore Solutions, known as the "Ex Parker People", sets the standard in upholstery, polishing and furniture restoration. A breathtaking warehouse full of original Parker furniture can be viewed at the Covesmore Artarmon showroom. Pictured here is the company's prized possession: the Parker 150 chair. Owned by designer Tony Parker, the iconic chair is upholstered in premium Italian leather. Visit the showroom and pick up an expertly restored Parker (or other premium branded piece) for yourself. covesmore.com.au



10



13




16



18



19



14



17

13/ FRONIUS HYBRID INVERTER

Save 528 tonnes of carbon! That's how much emitted carbon a PV system with the versatile hybrid inverter Fronius GEN24 Plus saves over its 20-year service life, as confirmed by employees of the renowned Fraunhofer Institute for Reliability and Microintegration IZM. This is equivalent to the carbon emitted by 587* flights from Lisbon to New York. Protect your wallet and the climate with solar energy from Fronius GEN24 & GEN24 Plus – a win-win for everyone! Fronius GEN24: designed to empower.

* Depending on the specific scenario for the Fronius GEN24 Plus lifecycle analysis.

fronius.com/gen24-residential

14/ PRE-FAB SCREENING PANELS

Save time with pre-fab screening panels from Kosny. Available at timber yards and garden centres nationwide, Kosny hardwood screens are easy to install by professionals and DIY enthusiasts alike. Providing a high-end designer look wrapped up

in a neat pre-fab package, they boast a variety of applications. From privacy screens and fencing to feature walls and pool fencing, Kosny hardwood screens can be used in almost any outdoor application. With concealed fixings for a clean aesthetic, the high-quality, sustainable hardwood timber panels come in four standard sizes and are available in a number of timber species including merbau, yellow balau, spotted gum and ironbark. Kosny Timber is a privately owned Australian business with more than 30 years of experience in importing, distribution and wholesaling high-quality timber materials, so you can rest assured your timber screen will be in it for the long haul. Plus, installing and maintaining Kosny timber screening panels is a breeze. kosnytimber.com.au

15/ ECOSMART HOME SOLUTION

As one of the top solar product manufacturers in Australia and the world over, GoodWe's Research and Development team of more than 850 personnel have created the EcoSmart Home solution. EcoSmart Home comprises a full suite of products including inverters, energy storage, electric vehicle charging (including the wall-mounted model shown here) and innovative integrated solar roof tiles in order for homeowners to tailor a powerful and beautiful-looking system that maximises solar generation, stores power in the safest battery technology on the market, and reduces energy bills. For more information, please visit goodwe.com.au

16/ REDEFINING VENEER

Eveneer profiles are revolutionising the veneer market, offering a new dimension in authentic and sustainable timber veneer surfaces. These sustainably produced raw timber profiled panels

for interior joinery are available in a selection of ribbed and fluted designs. Eveneer profiles complement Elton Group's unique Eveneer range of timber veneers. Made from the company's popular Eveneer Raw timbers, the profiles are suitable for application on timber-based joinery or direct to plaster or plasterboard walls. Available in sheet or panel form for joinery and wall panelling. eltongroup.com/eveneer-profiles

17/ NIGHTHAWK M6 PRO MOBILE ROUTER

Unlock blazing-fast 5G internet. Whether you're travelling internationally, powering a remote business site or taking a Zoom call on your commute, don't leave home without this essential travel companion. With M6 Pro, you can avoid slowdowns in crowded outdoor areas using 5G mmWave internet with speeds up to 8Gbps for incredible streaming and fast downloads. Connect up to 32 devices at once for your mission-critical communications and real-time collaboration. Your M6 Pro also delivers the most powerful, secure and private Wi-Fi connection for laptops, tablets and phones in airports, hotels, trains and other places offering public Wi-Fi, allowing you to conserve mobile data at the same time. Its all-day battery can keep you connected for up to 13 hours on a single charge. netgear.com/au/home/mobile-wifi/hotspots/mr6550/

18/ ELECTRIC BARBECUE PERFECTION

Introducing the new Crossray electric barbecue, a culinary game-changer that combines innovation, versatility and style. Boasting unparalleled high-intensity electric infra-red-element technology, this grill delivers a sizzling cooking experience that surpasses gas barbecues. Unlock a world of grilling possibilities with the optional rotisserie kit, a function exclusive to the new Crossray electric barbecue. Embrace a sustainable lifestyle without compromising on taste or performance.

crossray.com.au



20



22



21

19/ VENTILATION SOLUTIONS

Equipped with an intelligent motion sensor, which increases fan speed when you walk into a room and decreases fan speed when you walk out, Panasonic's ceiling-mounted ventilation fans ensure energy savings as well as efficient ventilation. A slim profile and compact design make this fan suitable for tight spaces. It's also lightweight for easy installation. Equipped with a run-on timer, the fan can be configured to either switch off or switch to 24-hour ventilation mode after 15 minutes. Available with or without light.

panasonic.com/au

20/ SPA TREATMENT

The 2.2m-round and 2.2m-square spa pools from Stoked Stainless are meticulously handcrafted in New Zealand using stainless steel and cedarwood. Designed to be efficient, ecologically friendly, durable and visually stunning, these spa pools can be controlled from an app on your phone. No matter where you sit, you can sink into the water and allow the therapeutic action of the eight massive massage jets to help you relax and relieve any stress and tension. Enhance your outdoor area and create a relaxing space in your own backyard with Stoked Stainless.

stokedstainless.com.au

21/ HUNGRY LIKE THE WOLF

Hungry Wolf Studio offers an immersive range of online architectural courses and on-site training tailored to business owners, tradespeople, keen DIY-ers and architects. As a leader in architectural concrete construction, Hungry Wolf Studio is the first training company teaching these concreting

and high-end finishing skills. The online courses cover everything from floating concrete stairs to outdoor kitchens and concrete barbecue areas. Hungry Wolf's head honcho, Ollie Stephens, (pictured here) is the brains behind the courses. Ollie has trained thousands of students and watched their success stories unfold, many of whom had zero experience in the concreting industry. From homeowners to tradespeople looking to upskill, Ollie's courses provide students with the knowledge gained from 20 years of experience. hungrywolfstudio.com.au

22/ EVO MAGNATRACK® MAGIC

Improve your home's energy efficiency by preventing heat from entering with an external awning. The Luxaflex® Evo MagnaTrack® has been engineered and tested in Australia to handle our diverse and unforgiving conditions. External shadings from Evo Awnings can reduce your home cooling energy costs by up to 60 per cent. When combined with Luxaflex Spectra Sunscreen's ability to eliminate up to 95 per cent of heat from solar radiation, the Evo MagnaTrack can bring you long-term savings and year-round comfort. The Rare Earth Neodymium magnets within the side channels hold the fabric in place and provide a smooth flat finish with unparalleled strength, allowing it to be left down in windy conditions. Visit your local Luxaflex® showroom for more information. luxaflex.com.au

23/ GRILL MASTER

Transform your outdoor space into a culinary haven. If you're looking for an outdoor heater and barbecue that can elevate your alfresco area, the Morsø Grill 17 is definitely worth considering. More than just a great source of heat, this versatile cooking appliance allows you to grill your favourite meals in the great outdoors. Combining sleek design with exceptional functionality, it is a must-have for any culinary enthusiast. Crafted with a minimalist touch, the Morsø Grill 17 embodies elegance in its purest form.

info@castworks.com.au

24/ EVENEX PAPERWALL

Made from printed wood fibre pulp, sourced from managed forests and FSC certified, Evenex PaperWall is embossed with a synchronised grain and finished with a polyurethane wood polish, just like a timber veneer; making it almost impossible to tell from the real thing and unlike anything




23

else on the market. Evenex PaperWall achieves a Group 1 fire rating, making it the perfect surface for walls and ceilings in lobbies, corridors and foyers. PaperWall is delivered to site in roll form and applied like a wallpaper and can be directly applied to interior walls and ceilings without the need for a substrate. Available exclusively from Elton Group. Pictured here is the Evenex PaperWall Shou Sugi Ban featured in a Docklands workplace. Interior design by Concept Black. Photography by Elise Scott. eltongroup.com/paperwall



24



Diamond IN THE ROUGH

The perfect ingredients to make an architectural masterpiece

WORDS PETE COLQUHOUN **PHOTOGRAPHY** PETER BENNETTS

in any architectural project, there are three ingredients that always go into the pot:

1. The brief: What is it you're trying to achieve? This must go beyond how many bedrooms and bathrooms you require. The best briefs contain what type of lifestyle you are hoping to create. Stuff like the new house must have a warm, natural feel or we want to have a sense of privacy between living zones while being able to open up the spaces when required. Perhaps we want to be reminded of memories of an old house while future-proofing the new home.
2. The budget: This is equally important to establish — understanding not only build costs but consultants and contingencies. Getting a handle on timelines and how long things realistically take in terms of approvals, excavation and construction will allow you to plan finances.
3. The site: Every block has its own characteristics. Most councils have fairly straightforward websites where you type in your address and get valuable, basic information such as setbacks, height limits, build ratios and zonings. Understanding sun angles and other site-specific features may only become apparent after living on the site for a while. Difficult or unusual sites will need an expert eye to achieve the best results and realise the potential.

Architects then put these ingredients into the design “crucible” and stir. Other flavours such as historical overlays or modernist overtones may also be added to the mix. A great example of



is the Shiplap House by Chenchow Little Architects. On a battleaxe block, accessed via a 20m driveway behind existing houses, an unusual wedge-shaped block posed a number of significant challenges. The architects generated the design by first drawing the neighbours' sight lines to existing views on a page as well as analysing the block's own view potential. Privacy and overlooking was also a major consideration. The new house was going to be seen from all angles, so a sensitive, measured, creative solution was required. What emerged was something quite unique. A diamond-shaped plan, its angles and off-sets generated from a comprehensive understanding of the site's restrictions and potential.

"The asymmetrical design is derived from a major view corridor between neighbouring houses towards Middle Head. That's the reason the project's main facade has been oriented on a north-westerly axis, and there's also a view corridor back south towards the city. Another view across to the ocean is captured through the entry sequence," says architect Tony Chenchow.

The team then added some historical overtones and from the outside, it's easy to see why it's called Shiplap House — it's covered in white timber boards, a nod to the humble fisherman's cottages that used to dot this part of Sydney. The interior is clad in American oak and polished concrete. It's built over three storeys, with a garage and sitting area on the bottom. On the upper level, the kitchen/dining, along with a separate living area and courtyard, take full advantage of the views. The harbour and ocean panoramas are carefully framed and although they were predicted by the architects, they still took the owners' breath away once the house was completed.

"We lived in the 1970s home that was originally on the site for several years before



deciding to rebuild. Our family was growing and although we had done a renovation on the original house, the layout just didn't work for us," say the homeowners. They also love art and requested, as part of the brief, a building that would help frame their artworks. "We deliberately created prime wall space rather than massive floor-to-ceiling windows," says Tony.

The oak-panelled concrete spiral staircase is the heart of the home, connecting all three levels. The house appears slightly eccentric — the rooms and windows have irregular geometry. This isn't some whimsy of the architects; the Chenchow Little team deliberately design homes based on the challenges of its location.

"Just as every person is different, every

site is different, every brief is different. So we believe that as architects we have to creatively respond to the specific nature of the problem in order to create a sense of place. We don't have a 'house style' — we approach each project on a case-by-case basis," says architect Stephanie Little.

And this means that each room is designed to make the most of its space, even if they are not square boxes. No room echoes another, each is bespoke.

Shiplap House is a reverse masonry veneer construction. In a sense, it's the inside-out, upside-down house that was generated by an extensive understanding of the site with all its restrictions and challenges. The architects of this dwelling have absolutely created a diamond out of the rough. 🏡



Got skills?

Elevating Australia's construction industry through integrated expertise

WORDS CHRIS KNIERIM **PHOTOGRAPHY** GETTY IMAGES


The construction sector, a linchpin of economic advancement, is grappling with a daunting challenge: a stark deficit of skilled workers. This shortage is not just a statistical concern; it manifests in tangible ways such as protracted project timelines, escalating costs, and the potential dilution of construction standards. There is an imperative for the industry to recalibrate its focus, emphasising training, skill enhancement and strategically harnessing the reservoir of skilled labour from overseas.

To fathom the depth of this labour crisis, one only needs to observe an active construction site. Amid the mechanical symphony of machinery, there exists an acute absence of skilled personnel guiding operations. As industry data suggests, positions essential to the sector, such as carpenters, electricians and plumbers are increasingly left vacant. As the seasoned workforce inches towards retirement, the industry is hard-pressed to find replacements with commensurate skills. A significant part of this challenge stems from the younger generation's perception of trade qualifications. Many are swayed by the immediate remuneration during apprenticeship years, overlooking the lucrative prospects that follow qualification. Hence, they often veer towards occupations offering immediate financial rewards, underscoring the industry's need to redefine its appeal.

This pivotal juncture has spurred stakeholders to intensify their commitment to training and skill development. Vocational training hubs and apprenticeship initiatives are being elevated from mere alternatives to pivotal components of the construction ecosystem. Companies are amplifying their investments in training, ensuring personnel are not only acquainted with the fundamentals of their roles, but are also well-versed in specialised facets, including the science behind materials, safety protocols, and evolving construction methodologies.

Continuous learning is another realm gaining traction. As the world of construction undergoes constant evolution, driven by technological advancements and innovative methods, even the most experienced professionals need to refresh and augment their skills. Training, in this light, isn't an entry-point luxury but a career-long necessity.

Yet, while these training endeavours address long-term needs, the immediate vacuum birthed by labour shortages demands quick fixes. Countries such as Australia, a prime example, have looked overseas. By facilitating skilled visa programs, Australia has successfully wooed global talent, ensuring its construction heartbeat remains uninterrupted. This international labour influx brings with it a wealth of diverse techniques and global best practices. However, it's not without its pitfalls. Europe's experience, for instance, underscores the issues of language



barriers and, more alarmingly, compromised quality due to a lack of familiarity with local construction codes. Consumers, lured by cost savings, often end up with suboptimal outcomes, learning the hard truth of cost-quality trade-offs.

The seamless integration of international labour into the Australian construction industry necessitates a comprehensive understanding of local standards, regulations and practices. Given the intricacies of the Australian construction landscape, with its unique codes, climatic considerations and cultural nuances, merely transplanting skills isn't sufficient. It's vital that international workers are acclimatised to these specifics to ensure they contribute effectively and efficiently.

To achieve this harmonisation, the industry can adopt a two-pronged approach that champions knowledge exchange and immersive learning:

1. International workers bring with them a wealth of diverse techniques, methods and perspectives accumulated from their home countries. These can prove invaluable, offering fresh solutions to longstanding challenges or introducing more efficient

practices. However, to ensure these methods are applicable and beneficial within the Australian context, it's vital that they are merged with local knowledge. Workshops, on-site training sessions and mentorship programs can be organised where local professionals share their expertise about Australian construction standards, safety protocols and best practices. This not only ensures that international labour is well prepared to tackle projects, but also fosters a sense of camaraderie and mutual respect among teams.

2. On the flip side, Australian professionals stand to gain immensely from their international peers. The global construction industry is a hotbed of innovation, with different regions pioneering unique solutions to universal challenges. By facilitating platforms for knowledge sharing, local workers can imbibe these global best practices. This could encompass advanced construction techniques, novel materials that have been successful elsewhere, or even management practices that enhance productivity. Regular seminars, collaborative projects, and even digital

knowledge-sharing platforms can be instrumental in this regard.

At its core, the integration of international labour should not be viewed simply as a temporary fix for labour shortages. Rather, it presents a golden opportunity to merge global best practices with Australia's rich local expertise. By fostering mutual learning and collaboration, both local and international, workers have the potential to elevate the Australian construction industry's standards and outcomes. This approach not only addresses current challenges, but paves the way for a resilient and flourishing future for the sector. 🏡

Chris Knierim has established a strong reputation as a leading designer in Australia, known for his innovative and sustainable approach to architecture and design. He has won many awards for his work and has been recognised by various media outlets for his outstanding contributions to the field of design. His ability to create exceptional, one-of-a-kind designs has made him one of the most sought-after designers in Australia. Contact Chris and his team today to design your grand design. codegreen.com.au

TREAT YOURSELF TO A GRAND READ
SUBSCRIBE NOW

\$38

worth of savings



**LIFE IN THE HAMPTONS
2024 WALL CALENDAR**

Just the mention of the Hamptons in the state of New York, USA, allows your thoughts to drift off to its pristine white beaches, glamorous lifestyle and exclusive parties.

It's a place frequented by New York City's elite and now you have the opportunity to enter this dreamy world with this 2024 wall calendar! Bring luxury coastal style to a home like yours, all year long.

12 ISSUES

Grand Designs Australia

RRP \$138

PLUS BONUS

Hamptons 2024 Calendar

RRP \$20

TOTAL VALUE \$158

For only \$120

(SAVE \$38)

Subscribe now!

Visit universalshop.com.au and use the code **GDA12.4** to get this deal or call **1300 303 414**.

Hurry, offer ends 15th February, 2024

Call Now 1300 303 414

Or order now in three easy steps!



FEATURING HOMES FROM THE NEW SERIES

INSIDE: Design teams, supplier lists, contractors, fixtures, fittings and floor plans for every new build.

Discover how the architect or designer, builder and homeowner worked together.

Featuring new builds, conversions and renovations.

SCAN HERE TO SHOP!



Fremantle

Grand Designs® is a trademark of, and is licensed by, FremantleMedia Australia. All rights reserved.

STEP 1: SUBSCRIBE ME

6 ISSUES OF *Grand Designs Australia* magazine PLUS 2024
Hamptons Wall Calendar! - **SAVE \$24**

ONLY \$65

12 ISSUES OF *Grand Designs Australia* magazine PLUS 2024
Hamptons Wall Calendar! - **SAVE \$38**

ONLY \$120

STEP 2: MY DETAILS

Mr/Mrs/Miss/Ms First name: _____

Surname: _____

Address: _____

Suburb: _____

Daytime telephone: () _____

Email: _____

STEP 3: PAYMENT OPTIONS

Cheque/money order for AU\$ _____

(Please make cheques payable to Universal Magazines Pty Ltd)

Please charge my:

American Express Diners MasterCard Visa

Card number: _____

Expiry date (must be included): _____

Cardholder's name: _____

Cardholder's signature: _____

To receive this offer quote the code: GDA12.4
HURRY! Offer ends 15th February, 2024

universalshop.com.au

FAX NOW (02) 9805 0714

CALL NOW 1300 303 414 (cost of a local call)

OVERSEAS ENQUIRIES +612 9887 0399

SEND COUPON NOW Subscriptions Department,

Reply Paid 75687, North Ryde NSW 1670

EMAIL NOW mailorder@umco.com.au

ONLINE NOW universalshop.com.au

Subscriptions will commence with the first available issue. Existing subscriptions will simply be extended. Free gifts arrive separately to the magazine subscription and are sent as soon as possible. Free gift offers do not apply to subscribers currently on the Easy Payment Plan or those upgrading with the Early Bird offer. Offer open to Australian residents only. By subscribing you acknowledge that you understand that 'tip-ons' and gifts or bonus issues that may be available with non-subscriber copies of this magazine may not be provided to subscribers and is at the discretion of Universal Magazines Pty Ltd. The promoter shall not be liable for any loss or damage which is suffered or sustained (including but not limited to, indirect or consequential loss) or for personal injury which is suffered or sustained as a result of taking part in this or any other gift offer. By subscribing, you consent to receive any direct marketing material including emails which inform the recipient of the Promoter's other publications, products, services or events and to receive promotional material from third parties. Please tick the box if you do NOT wish us to use this information for the purposes stated above *Offer available while stocks last.



Index

Big Ass Fans.....	177	Fold Out Furniture.....	IBC	Phoenix Tapware.....	163
Blend Concrete Design.....	117	Fronius.....	145	Plume Gallery.....	47
Castworks.....	133	Gaggenau.....	35	Rainbow Shade.....	20
Collaroy Kitchen Centre.....	159	Godfrey Hirst.....	29	Rinnai.....	81
ComfortHeat.....	67	GoodWe.....	23	Rylock Windows & Doors.....	6
Cork Imports Australia.....	18	Green Sheep Collective.....	169	Schots Home Emporium.....	10
Cosh Living.....	4	Greens Tapware.....	27	Sculpt Fireplaces.....	OBC
Covesmore Solutions.....	16	Hedger Constructions.....	12	Smith & Sons.....	8
Crossray.....	193	Hungry Wolf Studio.....	45	Softub.....	191
Cutek.....	119	Kosny Timber.....	25	The Montauk Lighting Co.....	157
Dollar Curtains + Blinds.....	121	Luxaflex.....	31	The Woodworkers Co.....	14
Elton Group.....	175	Miglas Windows.....	105	Tuiss Blinds Online.....	41
Fanco.....	103	Mr Trampoline.....	75	Unico.....	93
Flooring Online.....	79	Netgear.....	IFC	Wallpaper Direct.....	37
		Paarhammer.....	53		
		Panasonic.....	39		

F FOLD
OUT
FURNITURE
O **T**



FLEXIBILITY
IS THE ANSWER...
PUTTING MORE
SPACE IN YOUR LIFE!

For furniture as flexible as
you are! Come and explore
your possibilities.

SHOWROOMS BY APPOINTMENT

HOBART 0499 883 400

MELBOURNE 0499 999 931

foldoutfurniture.com.au





Handcrafted fireplaces
for audacious projects