

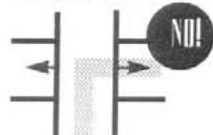
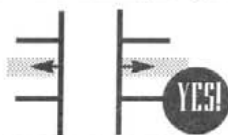
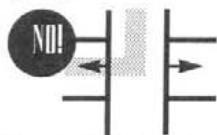



FOR  
YOUR  
SPIES  
ONLY!

Presenting

# THE DEVIOUS, CRAFTY, DECEPTIVE, CUNNING AND TRICKY SPY VS. SPY MAZE

1. After carefully removing the maze poster along the perforated line, spread it out on a clean, flat surface (if such a thing exists in your room!) or hang it on your wall!
2. Using a pen, pencil, crayon, marker or wet fingertip, see how quickly you can navigate the maze and safely deposit your Spy back at his headquarters!
3. Invite a friend to be the other Spy and navigate the maze at the same time — it becomes a game! A deadly game! You'll become bitter enemies in no time!
4. You may not jump from one trail to another or backtrack from the finish! That would be cheating! (Cheating is okay if you're taking your SATs, but not when doing this maze!)
5. Some trails overlap others. You may legally pass under a trail where arrows indicate a clear passageway! (See examples below!)



THE SOLUTION TO THE SPY VS. SPY MAZE APPEARS ON PAGE 64. GOOD LUCK!



CHOOSE THE WHITE SPY AND LEAD HER BACK TO HER HEADQUARTERS IF YOU CAN!

IF YOU ARE THE WHITE SPY, YOU'VE JUST BEEN BLOWN UP! GO BACK TO START.

# SPY VS SPY

## MAZE-A-GIDE



IF YOU ARE THE BLACK SPY, YOU'VE JUST BEEN BLOWN UP! GO BACK TO START.

BY MAZEMASTER DAVID ANSON RUSO